

Zeta 10 - Standard



Aesthetic 10-inch aperture cylinder with clean minimalistic design. Delivered lumen range of 5,138 lm to 14,734 lm, suited for remodel or new construction.



Quantity	Type
Project	Note

Electrical System

- 5,138 lm (45W)
- 8,962 lm (80W)
- 10,639 lm (100W)
- Power Input: Universal (120-277V)
- Operating Temperature: -13°F~112°F
- Surge Protection: 4KV
- Remote Emergency Pack: Bodine BSL20B2UEK55C1I1
- Power Factor Greater than 0.9

LED Technology

- 2700K, 3000K, 3500K, 4000K
- 85 CRI, 93 CRI
- Beam Angle: 30°, 45°, 55°
- Rated Life > 60,000 hours (L70)

Advanced Dimming

(Proprietary VX Driver is incorporated to all dimming options for video flicker-free lighting)

- Standard 0-10V: dims to 10%
- Superior 0-10V: dims to 1 %
- DMX: high resolution dims to 0.1% (Supports ANSI E1.20 RDM protocol)
- TRC: Line-voltage phase control, dims to 1% (120V only)

Housing

- Diameter: 9.4" (238mm)
- Height: 18.6" (474mm)
- Material: Aluminum
- Weight: 25 lbs
- Various Color Trim Options

Mounting

- Stem 2ft or 4ft; 37° Swivel Canopy Included
- Adjustable Aircraft Cable 10ft
- Sloped Adjustable Aircraft Cable 10ft

Warranty

- 5 years limited warranty

Listing

- ETL Damp Location Listed
- FCC
- CE



Zeta 10 - Standard



How To Specify:

Ordering Example: ZS10-100-408-UNV-DMX-45-BLK-2-ST2

4-5 weeks lead time on over 75% of specifications.

Model	Wattage	CCT / CRI	Voltage	Dimming
ZS10				
Zeta 10	45 40W	278 2700K / CRI85	UNV 120-277V	STV Standard 0-10V dims to 10%
	80 80W	308 3000K / CRI85		SPV Superior 0-10V dims to dark
	100 100W	358 3500K / CRI85		DMX¹ DMX dims to 0.1% (XLR Sockets)
		408 4000K / CRI85		DMXR¹ DMX dims to 0.1% (RJ45 Sockets)
	279 2700K / CRI93	TRC¹ Line-voltage phase control, dims to 1% (120V only)		
	309 3000K / CRI93			
	359 3500K / CRI93			

¹Option is not compatible with 115W, 140W

Beam Angle	Finish	Trim Finish	Mounting	Accessories
30 30°	BLK Black WHT White	1 Copper Color Trim	ST2 Stem 2ft ST4 Stem 4ft AD10 Adjustable Cable 10ft SAD10 Sloped Adjustable Cable 10ft	SPD² Surge Protector EMP Remote Emergency Pack
45 45°		2 Gold Color Trim		
55 55°		3 Silver Color Trim 4 White Color Trim 5 Black Color Trim		

1 2 3 4 5

Black and White finish includes both trim and housing.

²Surge protector for up to 10KV. Applicable for unstable mains or facilities using high power machinery.

DesignLights Consortium™ Qualified Luminaires:

DLC QPL Model Number: ZS10-140-408

Not all product variations listed on this page are DLC qualified.

To ensure that a specific model is qualified, visit www.designlights.org/search.

Delivered Lumens*

Zeta 10 - Standard



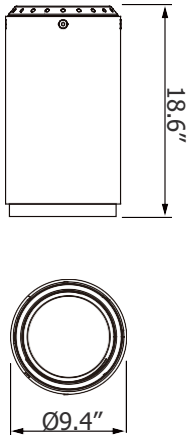
Wattage	45W	80W	100W
Beam Angle: 45°			
CCT			
4000K	5,138 lm	8,962 lm	10,639 lm
3500K	5,009 lm	8,738 lm	10,373 lm
3000K	4,881 lm	8,514 lm	10,108 lm
2700K	4,727 lm	8,245 lm	9,788 lm

Current Consumption

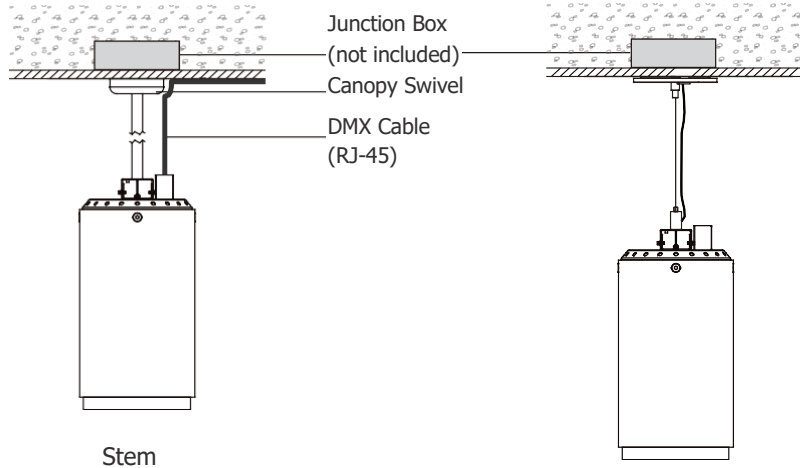
Wattage	120V	277V
45W	0.41A	0.18A
80W	0.73A	0.32A
100W	0.83A	0.36A

*Tolerance±8%

Dimensions



Mounting Options



Adjustable Aircraft Cable

Zeta 10 - Standard



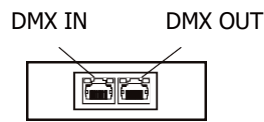
DMX Requirements

The Zeta 10 LED fixture with DMX is a ONE CHANNEL DMX unit.

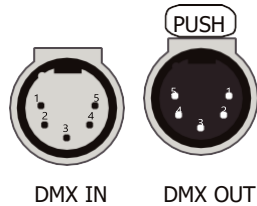
When placing order, please indicate DMX address. (The DMX address will be listed on the back of the fixture.) The LED fixture provide RJ45 Socket or XLR socket to connect. (DMX cable NOT included.)

The final fixture should be terminated by the use of DMX Terminator (by others).

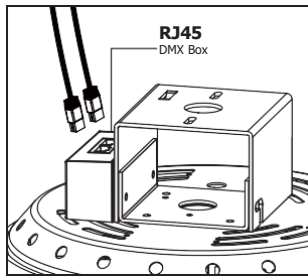
RJ45 Sockets



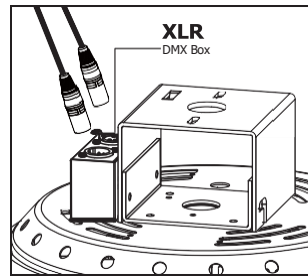
XLR Sockets



CONNECTION	RJ45 (CAT5e)	5-PIN XLR
Common	WHITE/BROWN(PIN7) & BROWN (PIN 8)	PIN 1
Signal -	ORANGE (PIN 2)	PIN 2
Signal+	WHITE/ORANGE (PIN 1)	PIN 3
Spare	-	PIN 4
Spare	-	PIN 5



Connect DMX by using a standard shielded CAT5/6 cable.



Connect DMX by using a standard DMX512 XLR cable with 5 pin in/out connector (by others).

Compatible DMX Cabling List

DMX uses a cable consisting of two twisted pairs plus a shield to carry data. The cable must be specifically impedance matched for the digital DMX signal, meaning that microphone cable or other non-rated cable **must not be used to carry DMX**. Network cable (Cat5, 5e or 6 cable) may be used to carry DMX in an installation; however special consideration must be given to shielding and termination. Under no circumstances should solid core cable like Cat5 be terminated into a screw down connector.

Meteor recommends the use of Belden 9729 for DMX installation. Belden 9729 is a two pair cable, which allows for a spare pair for 'out and back' type terminations if needed. Below is a list of other compatible Belden cables.

Compatible TRIAC Dimmer List

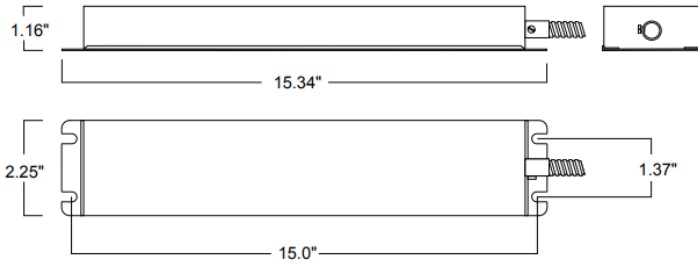
LUTRON PART NO.

RRD-6NA-	RRT-G5NEW-	RRT-GH	HQRD-10ND-	HQRT-GH	HQRD-HN	PD-10NXD-
RRD-6ND	RT-G25LW-	HQRD-6NA-	MRF2-6ND-120-	HQRT-G25LW-	GT-250M-	PD-5NE-
RRD-10ND-	RRD-HN	HQRD-6ND-	MRF2S-6ND-120-	HQRT-G5NEW-	GTJ-250M-	

Zeta 10 - Standard



Remote Emergency Pack



Emergency Pack Lumen Output Table

CCT	2700K	3000K	4000K
Lumen	1640 lm	1760 lm	1890 lm

Mounting with standard ceiling recessed Junction BOX

