

REV FLEX 4

SPECIFICATION SHEET
RETROFIT - TUNABLE WHITE

REVOLUTIONARY ADJUSTABLE DOWNLIGHTS

Housing

Aperture : Ø3.7" | Height : 5" | Weight : 1.96 lbs
Maximum Ceiling Thickness : 1" | Ceiling Cutout : 4"

Material

Housing: High Pressure Die-Cast Aluminum
Optics: Aluminum Reflector

Power Input

15W, 20W, 40W | 120V, 277V

Lumen Output

435 lm (15W)
580 lm (20W)
1,015 lm (40W)

Dimming

DMX : High resolution dims to 0.1%, dims to off

Color Quality

CRI 85

Rated Life

> 100,000 Hours (L70)

Bezel Finish



Matte
Black



Matte
White



Matte
Silver

Trim Finish



Matte
Black



Matte
White

Color Temperature



ColorFlip™ Tunable White
2700K ↔ 5000K

Optics



25°



40°



55°

Adjustability



0°-30°
Tilt



0°-359°
Rotation

Warranty

5 Year limited warranty

Listing



Quiet . Adjustable. Color Changing.

The new REV Flex series is an extension of Meteor's revolutionary downlights with an adjustable factor. Coming in a range of 2", 4" and 6" apertures. The REV Flex series feature 359° rotation, 30° tilt, and a variety of architectural illumination options.

All REV Flex configurations are Title 24 listed, and compatible with our proprietary high efficacy ColorFlip™ color changing technology Tunable White. Also features built-in Flicker-Free video recording with our VX™ Driver.



METEOR

meteor-lighting.com

SPECIFICATION

PROJECT NAME

DATE

CATALOG #

QUANTITY

RF4R	MODEL	REV FLEX 4 RETROFIT		
<input type="text"/>	WATTAGE	15 15W	20 20W	40 40W
<input type="text"/>	BEZEL TYPE	A Adjustable Bezel	F¹ Fixed Cut-off Bezel	W² Wallwash Bezel
TNW	CCT / CRI	TNW 2700K-5000K		
<input type="text"/>	VOLTAGE	120 120V	277 277V	
<input type="text"/>	DIMMING	DMXP DMX dims to 0.1% (Phoenix Connector)	DMXR DMX dims to 0.1% (RJ45 Sockets)	
<input type="text"/>	TRIM TYPE	R Round SF³ Square Flangeless	S Square	RF³ Round Flangeless
<input type="text"/>	TRIM FINISH	BLK Matte Black	WHT Matte White	
<input type="text"/>	BEZEL FINISH	BLK Matte Black	WHT Matte White	SLV Matte Silver
<input type="text"/>	BEAM ANGLE	25 25°	40 40°	55 55°
<input type="text"/>	ACCESSORIES	NO No Accessories	HC^{4,5} Hex Cell Louver	

¹ Fixed Cut-off Bezel is not compatible with 40W and HC options² Wallwash bezel are always silver in color.³ Flangeless trims are always white in color.⁴ Please factor in change in lumen output of -25%⁵ Hex Cell Louver is not compatible with 40W option

TECHNICAL DETAILS**Electrical**

- 435 lm (15W)
- 580 lm (20W)
- 1,015 lm (40W)
- Power Input: Universal (120-277V)
- Operating Temperature: 14°F~104°F

LED Features

- ColorFlip™ Tunable White 2700K ↔ 5000K
- CRI 85
- Long lasting LED luminaire tested under TM21 lumen maintenance L70 @ 100,000 Hrs
- Lumen Maintenance > 0.90 at 60,000 hours

Optics

- Precision molded high transmittance clear glass
- Beam Angle: 25°, 40°, 55°

Advanced Dimming

- Proprietary VX Driver™ is incorporated to all dimming options for video flicker-free lighting
- DMX : High resolution dims to 0.1% (Supports ANSI E1.20 RDM protocol), dim to off

Housing

- Aperture: Ø3.7"
- Height: 5"
- Weight: 1.96 lbs
- Ceiling Cutout: 4"
- Maximum Ceiling Thickness: 1"
- Material: High Pressure Die-Cast Aluminum, Glass, Aluminum Reflector
- Non-IC Rated, insulation must be kept >0.5ft from housing.
- Light engine, optics, and driver(s) accessible from below ceiling

Warranty

- 5-year limited warranty

Listing

- ETL
- CE
- FCC
- JA8 Title 24 Compliant

PERFORMANCE SUMMARY*

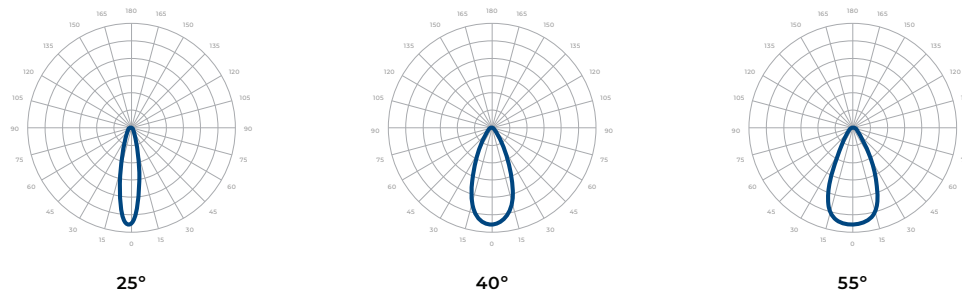
ColorFlip™	2700K	3000K	3500K	4000K	4500K	5000K
DMX CCT Signal (%)	0%	20%	50%	70%	85%	100%
15W	370lm	475lm	515lm	500lm	465lm	435lm
20W	490lm	630lm	685lm	665lm	620lm	580lm
40W	860lm	1,105lm	1,200lm	1,160lm	1,080lm	1,015lm

*Beam Angle: 40° *Tolerance ±8%

Current Consumption		
WATTAGE / VOLT	120V	277V
15W	0.13A	0.06A
20W	0.17A	0.07A
40W	0.33A	0.14A

PHOTOMETRICS

Below is a typical photometric representation of the Rev Flex 4 fixture. Please download IES files to ensure exact photometric value.



DMX REQUIREMENTS

The Rev Flex 4 LED Tunable White fixture with DMX unit has **two channels** per fixture (1 to control intensity, 1 to control color). Fixture will be controlled by DMX number controlling intensity. We do not recommend more than 32 fixtures per DMX daisy chain. When placing order, please indicate DMX address (refer to DMX Address example below). DMX address will be listed on the back of each fixture.

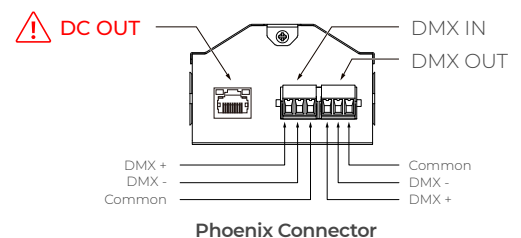
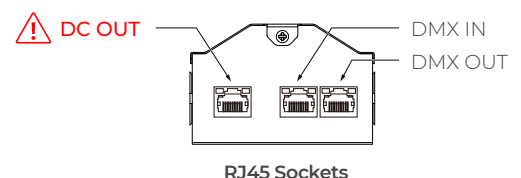
DMX Address		
Fixture	Intensity Control (ex. X)	Color Control (ex. X+1)
#1	1	2
#2	3	4
#3	5	6

The LED fixture provide RJ45 Socket or Phoenix Connector to connect. (DMX cable **not** included.)
The final fixture should be terminated by the use of DMX Terminator (by others).

CONNECTION	RJ45 (CAT5e)
Common	WHITE/BROWN(PIN7) & BROWN (PIN 8)
Signal -	ORANGE (PIN 2)
Signal +	WHITE/ORANGE (PIN 1)
Spare	-
Spare	-



DO NOT MIX THE RJ45 DC POWER OUTPUT WITH THE DMX SIGNAL, AS IT MAY LEAD TO EQUIPMENT DAMAGE OR MALFUNCTION.



COMPATIBLE DMX CABLING LIST

DMX uses a cable consisting of two twisted pairs plus a shield to carry data. The cable must be specifically impedance matched for the digital DMX signal, meaning that microphone cable or other non-rated cable **must not be used to carry DMX**. Network cable (Cat5, 5e or 6 cable) may be used to carry DMX in an installation; however special consideration must be given to shielding and termination. Under no circumstances should solid core cable like Cat5 be terminated into a screw down connector.

Meteor recommends the use of Belden 9729 or Belden 9841 for DMX installation. Belden 9729/9841 is a shielded twisted pair cable, which allows for a spare pair for 'out and back' type terminations if needed.


TRIM TYPES



Round Trim



Round Flangeless Trim



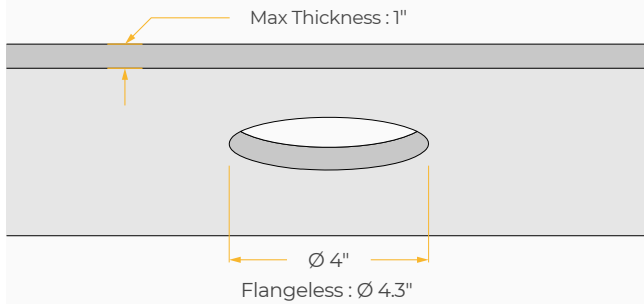
Square Trim



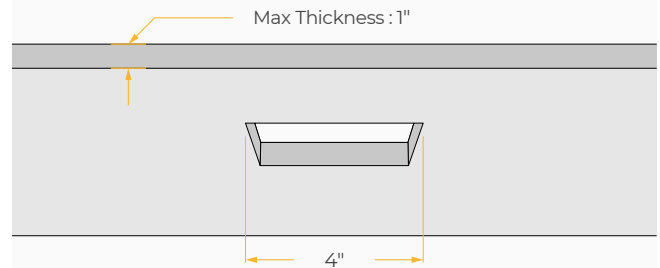
Square Flangeless Trim

DIMENSIONS

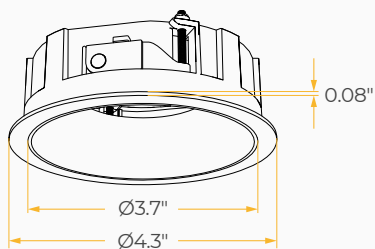
Round Trim Cutout



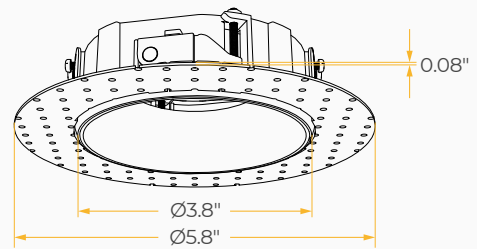
Square Trim Cutout



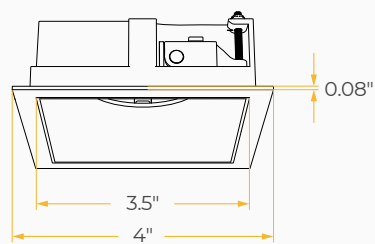
Round Trim



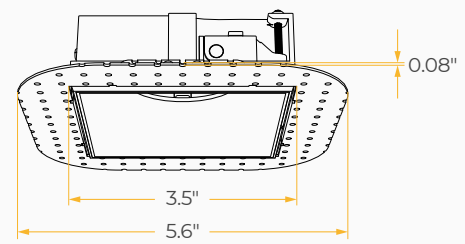
Round Flangeless Trim



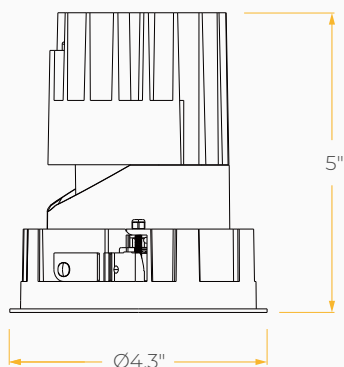
Square Trim



Square Flangeless Trim



DIMENSIONS



Power Box

