

# REV FLEX 2

SPECIFICATION SHEET  
NEW CONSTRUCTION  
- TUNABLE WHITE

## REVOLUTIONARY ADJUSTABLE DOWNLIGHTS

### Housing

Aperture : Ø2.6" | Height : 7" | Weight : 2.2 lbs  
Maximum Ceiling Thickness : 1" | Ceiling Cutout : 2.9"

### Material

Housing: High Pressure Die-Cast Aluminum  
Optics: Aluminum Reflector

### Power Input

15W, 20W | 120V, 277V

### Lumen Output

390 lm (15W)  
540 lm (20W)

### Dimming

DMX : High resolution dims to 0.1%, dims to off

### Color Quality

CRI 85

### Rated Life

> 100,000 Hours (L70)

### Bezel Finish



Matte  
Black



Matte  
White



Matte  
Silver

### Trim Finish



Matte  
Black



Matte  
White

### Color Temperature



ColorFlip™ Tunable White  
2700K ↔ 5000K

### Optics



40°



55°

### Adjustability



0°-30°  
Tilt



0°-359°  
Rotation

### Warranty

5 Year limited warranty


### Listing



## Quiet . Adjustable. Color Changing.

The new REV Flex series is an extension of Meteor's revolutionary downlights with an adjustable factor. Coming in a range of 2", 4" and 6" apertures. The REV Flex series feature 359° rotation, 30° tilt, and a variety of architectural illumination options.

All REV Flex configurations are Title 24 listed, and compatible with our proprietary high efficacy ColorFlip™ color changing technology Tunable White. Also features built-in Flicker-Free video recording with our VX™ Driver.



# METEOR

[meteor-lighting.com](https://meteor-lighting.com)

## SPECIFICATION

PROJECT NAME

DATE

CATALOG #

QUANTITY

RF2N	MODEL	REV FLEX 2 WITH NEW CONSTRUCTION FRAME		
	WATTAGE	15 15W	20 20W	
A	BEZEL TYPE	A Adjustable Bezel		
TNW	CCT / CRI	TNW 2700K-5000K		
	VOLTAGE	120 120V	277 277V	
	DIMMING	DMXP <sup>1</sup> DMX dims to 0.1% (Phoenix Connector)	DMXR <sup>1</sup> DMX dims to 0.1% (RJ45 Sockets)	
	TRIM TYPE	R Round SF <sup>2</sup> Square Flangeless	S Square	RF <sup>2</sup> Round Flangeless
	TRIM FINISH	BLK Matte Black	WHT Matte White	
	BEZEL FINISH	BLK Matte Black	WHT Matte White	SLV Matte Silver
	BEAM ANGLE	40 40°	55 55°	
	ACCESSORIES	NO No Accessories	HC <sup>3</sup> Hex Cell Louver	BUB Butterfly Bracket

<sup>1</sup> DMXP and DMXR options does not have below ceiling access<sup>2</sup> Flangeless trims are always white in color<sup>3</sup> Please factor in change in lumen output of -25%

**TECHNICAL DETAILS****Electrical**

- 390 lm (15W)
- 540 lm (20W)
- Power Input: Universal (120-277V)
- Operating Temperature: 14°F~104°F

**LED Features**

- ColorFlip™ Tunable White 2700K ↔ 5000K
- CRI 85
- Long lasting LED luminaire tested under TM21 lumen maintenance L70 @ 100,000 Hrs

**Optics**

- Precision molded high transmittance clear PC lens
- Beam Angle: 40°, 55°

**Advanced Dimming**

- Proprietary VX Driver™ is incorporated to all dimming options for video flicker-free lighting
- DMX : High resolution dims to 0.1% (Supports ANSI E1.20 RDM protocol), dim to off

**Housing**

- Aperture : Ø2.6"
- Height : 7"
- Weight : 2.2 lbs
- Ceiling Cutout : 2.9"
- Maximum Ceiling Thickness : 1"
- Material: High Pressure Die-Cast Aluminum, Aluminum Reflector
- Non-IC Rated, insulation must be kept >0.5ft from housing
- Light engine, optics, and driver(s) accessible from below ceiling, except DMX

\*Note: C-Channel / Mounting Channels / T-Bar Hangers are purchased from a third party

**Warranty**

- 5-year limited warranty

**Listing**

- ETL
- CE
- FCC
- JA8 Title 24 Compliant

**PERFORMANCE SUMMARY\***

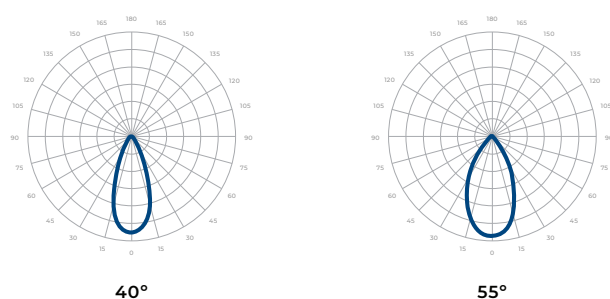
ColorFlip™	2700K	3000K	3500K	4000K	4500K	5000K
<b>DMX</b> CCT Signal (%)	0%	20%	50%	70%	85%	100%
<b>15W</b>	350lm	430lm	450lm	450lm	420lm	390lm
<b>20W</b>	480lm	590lm	620lm	620lm	580lm	540lm

\*Beam Angle: 40° \*Tolerance ±8%

Current Consumption		
WATTAGE / VOLT	120V	277V
<b>15W</b>	0.13A	0.06A
<b>20W</b>	0.17A	0.07A

## PHOTOMETRICS

Below is a typical photometric representation of the Rev Flex 2 fixture. Please download IES files to ensure exact photometric value.



## DMX REQUIREMENTS

The Rev Flex 2 LED Tunable White fixture with DMX unit has **two channels** per fixture (1 to control intensity, 1 to control color). Fixture will be controlled by DMX number controlling intensity. We do not recommend more than 32 fixtures per DMX daisy chain. When placing order, please indicate DMX address (refer to DMX Address example below). DMX address will be listed on the back of each fixture.

DMX Address		
Fixture	Intensity Control (ex. X)	Color Control (ex. X+1)
#1	1	2
#2	3	4
#3	5	6

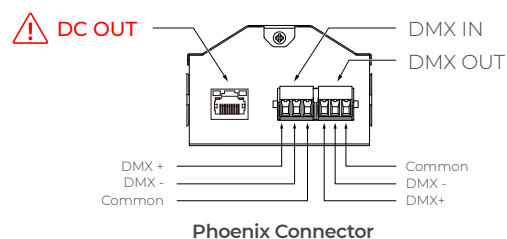
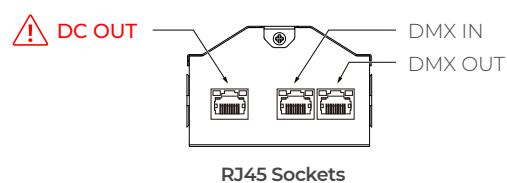
The LED fixture provide RJ45 Socket or Phoenix Connector to connect. (DMX cable **not** included.)

The final fixture should be terminated by the use of DMX Terminator (by others).

CONNECTION	RJ45 (CAT5e)
Common	WHITE/BROWN(PIN7) & BROWN (PIN 8)
Signal -	ORANGE (PIN 2)
Signal +	WHITE/ORANGE (PIN 1)
Spare	-
Spare	-



**DO NOT MIX THE RJ45 DC POWER OUTPUT WITH THE DMX SIGNAL, AS IT MAY LEAD TO EQUIPMENT DAMAGE OR MALFUNCTION.**



## COMPATIBLE DMX CABLING LIST

---

DMX uses a cable consisting of two twisted pairs plus a shield to carry data. The cable must be specifically impedance matched for the digital DMX signal, meaning that microphone cable or other non-rated cable **must not be used to carry DMX**. Network cable (Cat5, 5e or 6 cable) may be used to carry DMX in an installation; however special consideration must be given to shielding and termination. Under no circumstances should solid core cable like Cat5 be terminated into a screw down connector.

Meteor recommends the use of Belden 9729 or Belden 9841 for DMX installation. Belden 9729/9841 is a shielded twisted pair cable, which allows for a spare pair for 'out and back' type terminations if needed.

## TRIM TYPES


---



Round Trim



Round Flangeless Trim



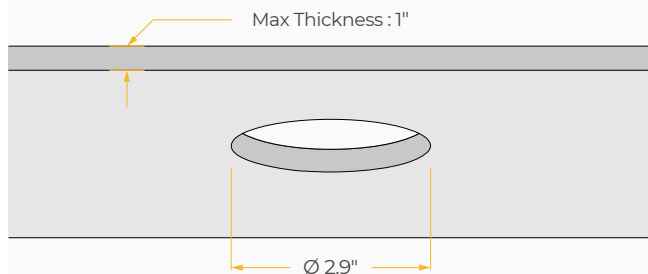
Square Trim



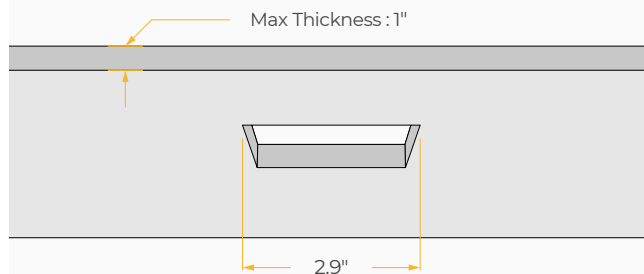
Square Flangeless Trim

## DIMENSIONS

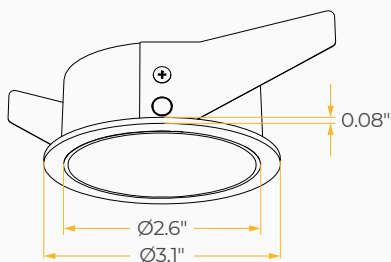
Round Trim Cutout



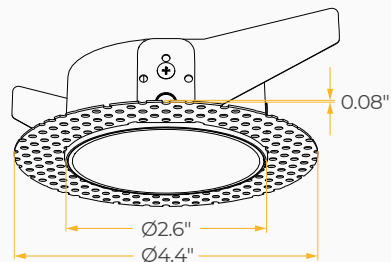
Square Trim Cutout



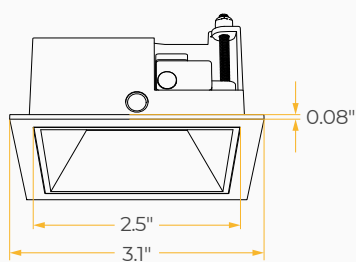
Round Trim



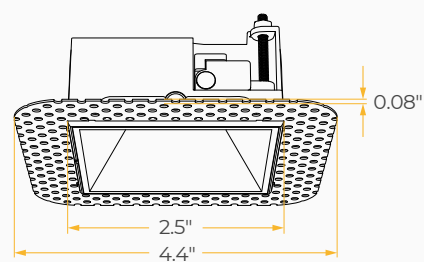
Round Flangeless Trim



Square Trim

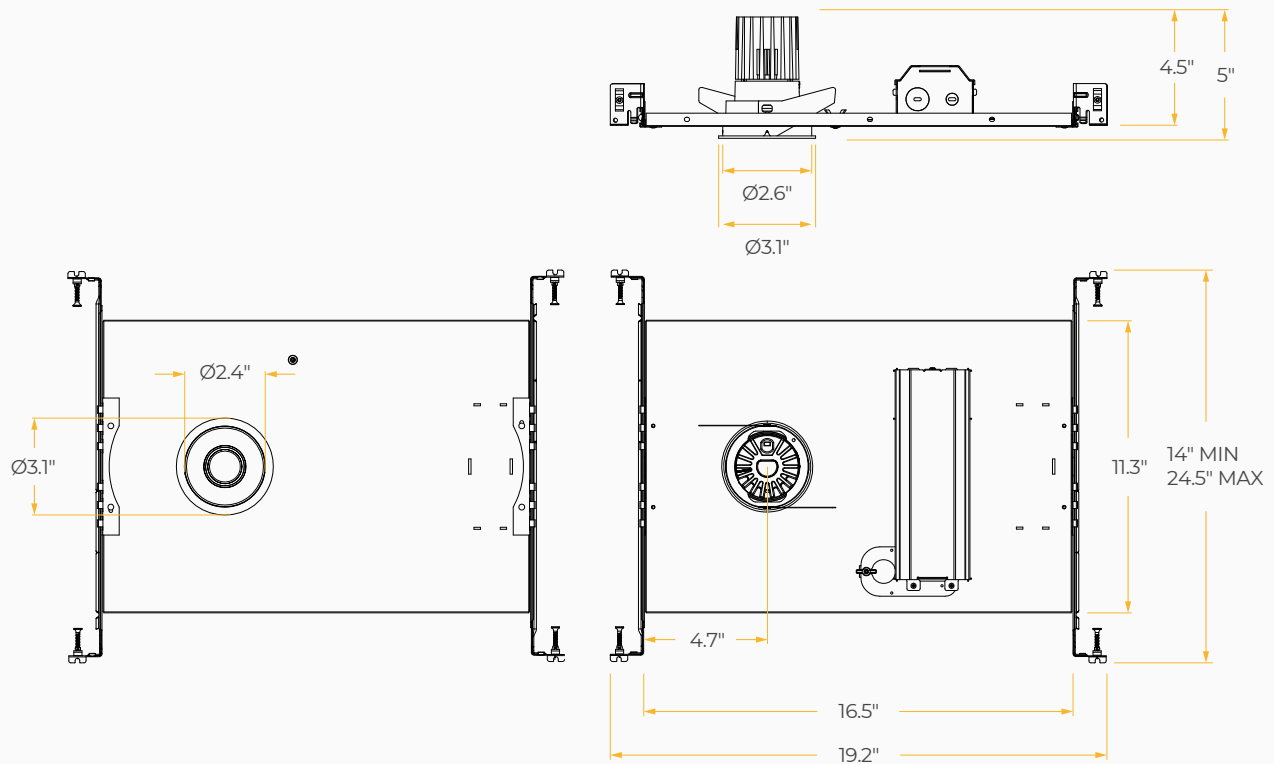


Square Flangeless Trim



## DIMENSIONS

DMX/DMXR



Power Box (DMX/DMXR)

