

REV FLEX 2

SPECIFICATION SHEET
NEW CONSTRUCTION

REVOLUTIONARY ADJUSTABLE DOWNLIGHTS

Housing

Aperture : Ø2.6" | Height : 7" | Weight : 2.2 lbs
Maximum Ceiling Thickness : 1" | Ceiling Cutout : 2.9"

Material

Housing: High Pressure Die-Cast Aluminum
Lens: Clear polycarbonate

Power Input

10W, 15W, 20W | 120V, 277V

Lumen Output

820 lm (10W)
1,050 lm (15W)
1,400 lm (20W)

Dimming

Superior 0-10V: Dims to 1%, dims to off
Line-voltage phase control: Dims to 1%, dims to off (120V only)
DMX : High resolution dims to 0.1%, dims to off
DALI : Logarithmic dims to 1%, dim to off

Color Quality

CRI 85, CRI 93

Rated Life

> 100,000 Hours (L70)

Bezel Finish



Matte
Black



Matte
White



Matte
Silver

Trim Finish



Matte
Black



Matte
White

Color Temperature



2700K



3000K



3500K



4000K

Optics



25°



40°



55°

Adjustability



0°-30°
Tilt



0°-359°
Rotation

Warranty

5 Year limited warranty

Listing



Quiet . Adjustable. Color Changing.

The new REV Flex series is an extension of Meteor's revolutionary downlights with an adjustable factor. Coming in a range of 2", 4" and 6" apertures. The REV Flex series feature 359° rotation, 30° tilt, and a variety of architectural illumination options.

All REV Flex configurations are Title 24 listed, and compatible with our proprietary high efficacy ColorFlip™ color changing technology W+RGB. Also features built-in Flicker-Free video recording with our VX™ Driver.



METEOR

meteor-lighting.com

SPECIFICATION

PROJECT NAME

DATE

CATALOG #

QUANTITY

RF2N	MODEL	REV FLEX 2 WITH NEW CONSTRUCTION FRAME		
	WATTAGE	10 10W	15 15W	20 20W
A	BEZEL TYPE	A Adjustable Bezel		
	CCT / CRI	278 2700K / CRI 85 309 3000K / CRI 93 408 4000K / CRI 85	279 2700K / CRI 93 358 3500K / CRI 85 409 4000K / CRI 93	308 3000K / CRI 85 359 3500K / CRI 93
	VOLTAGE	120 120V	277 277V	
	DIMMING	NOD Non-Dimming DMXP¹ DMX dims to 0.1% (Phoenix Connector)	SPV Superior 0-10V dims to 1% DMXR¹ DMX dims to 0.1% (RJ45 Sockets)	TRC Line-voltage phase control, dims to 1% (120V only) DALI DALI dims to 1%
	TRIM TYPE	R Round SF² Square Flangeless	S Square	RF² Round Flangeless
	TRIM FINISH	BLK Matte Black	WHT Matte White	
	BEZEL FINISH	BLK Matte Black	WHT Matte White	SLV Matte Silver
	BEAM ANGLE	25 25°	40 40°	55 55°
	ACCESSORIES	NO No Accessories	HC³ Hex Cell Louver	

¹ DMXP and DMXR options does not have below ceiling access

² Flangeless trims are always white in color

³ Please factor in change in lumen output of -25%

TECHNICAL DETAILS

Electrical

- 820 lm (10W)
- 1,050 lm (15W)
- 1,400 lm (20W)
- Power Input: Universal (120-277V)
- Operating Temperature: 14°F~104°F

LED Features

- Color Temperature: 2700K, 3000K, 3500K, 4000K
- CRI 85, CRI 93
- Long lasting LED luminaire tested under TM21 lumen maintenance L70 @ 100,000 Hrs

Optics

- Precision molded high transmittance clear PC lens
- Beam Angle: 25°, 40°, 55°

Advanced Dimming

- Proprietary VX Driver™ is incorporated to all dimming options for video flicker-free lighting
- Superior 0-10V: Dims to 1%, dim to off
- Line-voltage phase control: Dims to 1% (120V only), dim to off
- DMX : High resolution dims to 0.1% (Supports ANSI E1.20 RDM protocol), dim to off
- DALI : Logarithmic dims to 1%, dim to off

Housing

- Aperture : Ø2.6"
- Height : 7"
- Weight : 2.2 lbs
- Ceiling Cutout : 2.9"
- Maximum Ceiling Thickness : 1"
- Material : High Pressure Die-Cast Aluminum, PC Lens
- Non-IC Rated, insulation must be kept >0.5ft from housing
- Light engine, optics, and driver(s) accessible from below ceiling, except DMX

*Note: C-Channel / Mounting Channels / T-Bar Hangers are purchased from a third party

Warranty

- 5-year limited warranty

Listing

- ETL
- CE
- FCC
- JA8 Title 24 Compliant

PERFORMANCE SUMMARY*

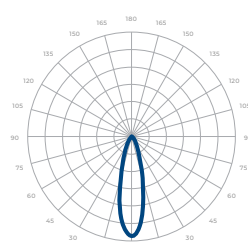
STD (Standard)				
CCT/WATTAGE	2700K	3000K	3500K	4000K
10W	690lm	720lm	770lm	820lm
15W	900lm	950lm	1,000lm	1,050lm
20W	1,200lm	1,270lm	1,330lm	1,400lm

*Beam Angle: 40° *Tolerance ±8%

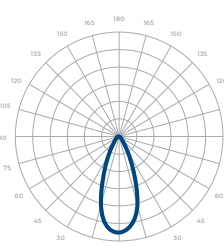
Current Consumption		
WATTAGE / VOLT	120V	277V
10W	0.08A	0.04A
15W	0.13A	0.06A
20W	0.16A	0.07A

PHOTOMETRICS

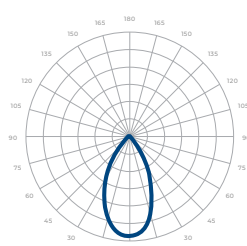
Below is a typical photometric representation of the Rev Flex 2 fixture. Please download IES files to ensure exact photometric value.



25°



40°



55°

DMX REQUIREMENTS

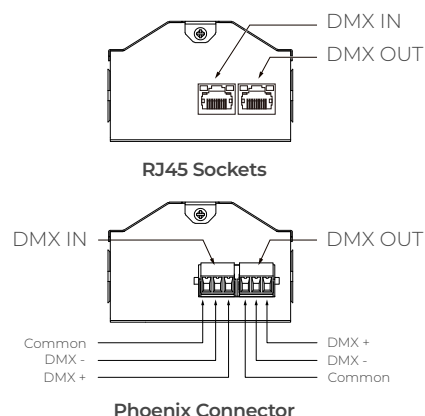
The REV Flex 2 LED fixture with DMX is a **single channel dmx** unit.

When placing an order, please indicate DMX address. (The DMX address will be listed on the back of the fixture.)

The LED fixture provides RJ45 socket or Phoenix Connector to connect. (DMX cable **not** included.)

The final fixture should be terminated by the use of a DMX terminator (by others).

CONNECTION	RJ45 (CAT5e)
Common	WHITE/BROWN(PIN7) & BROWN (PIN 8)
Signal -	ORANGE (PIN 2)
Signal +	WHITE/ORANGE (PIN 1)
Spare	-
Spare	-



COMPATIBLE DMX CABLING LIST

DMX uses a cable consisting of two twisted pairs plus a shield to carry data. The cable must be specifically impedance matched for the digital DMX signal, meaning that microphone cable or other non-rated cable **must not be used to carry DMX**. Network cable (Cat5, 5e or 6 cable) may be used to carry DMX in an installation; however special consideration must be given to shielding and termination. Under no circumstances should solid core cable like Cat5 be terminated into a screw down connector.

Meteor recommends the use of Belden 9729 or Belden 9841 for DMX installation. Belden 9729/9841 is a shielded twisted pair cable, which allows for a spare pair for 'out and back' type terminations if needed.

TRIM TYPES




Round Trim



Round Flangeless Trim



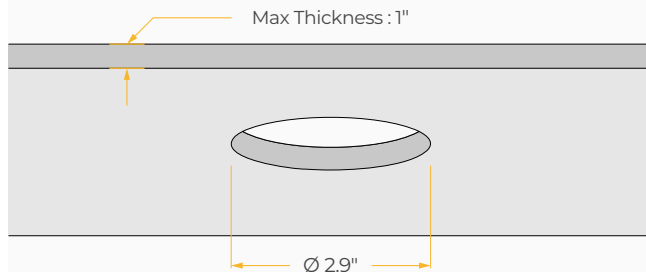
Square Trim



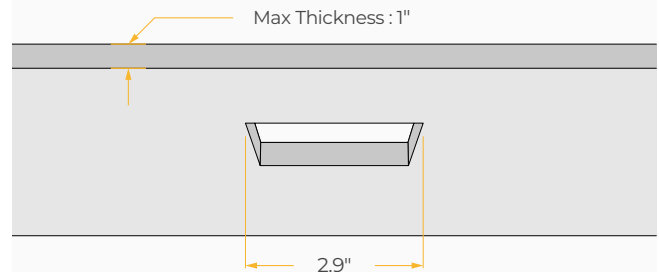
Square Flangeless Trim

DIMENSIONS

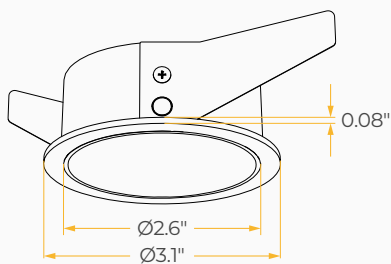
Round Trim Cutout



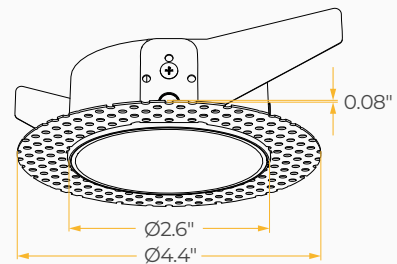
Square Trim Cutout



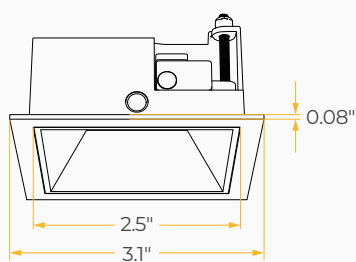
Round Trim



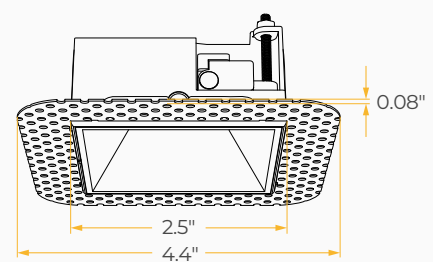
Round Flangeless Trim



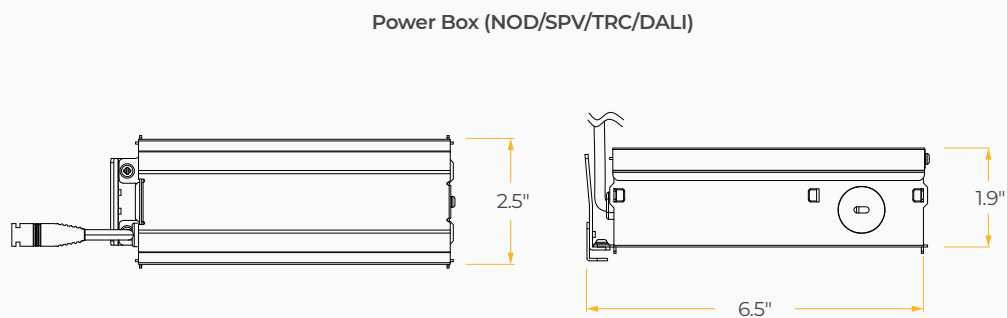
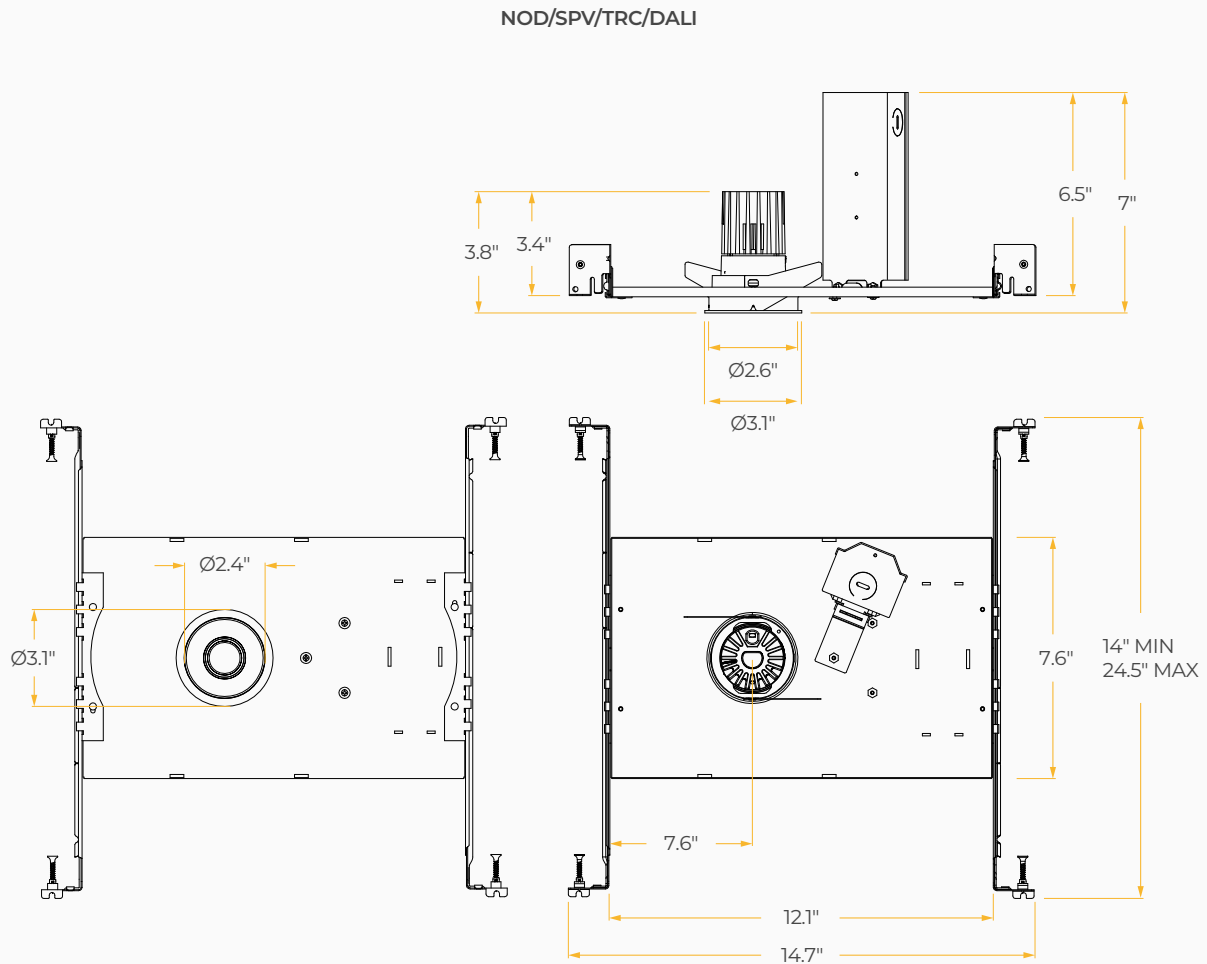
Round Trim

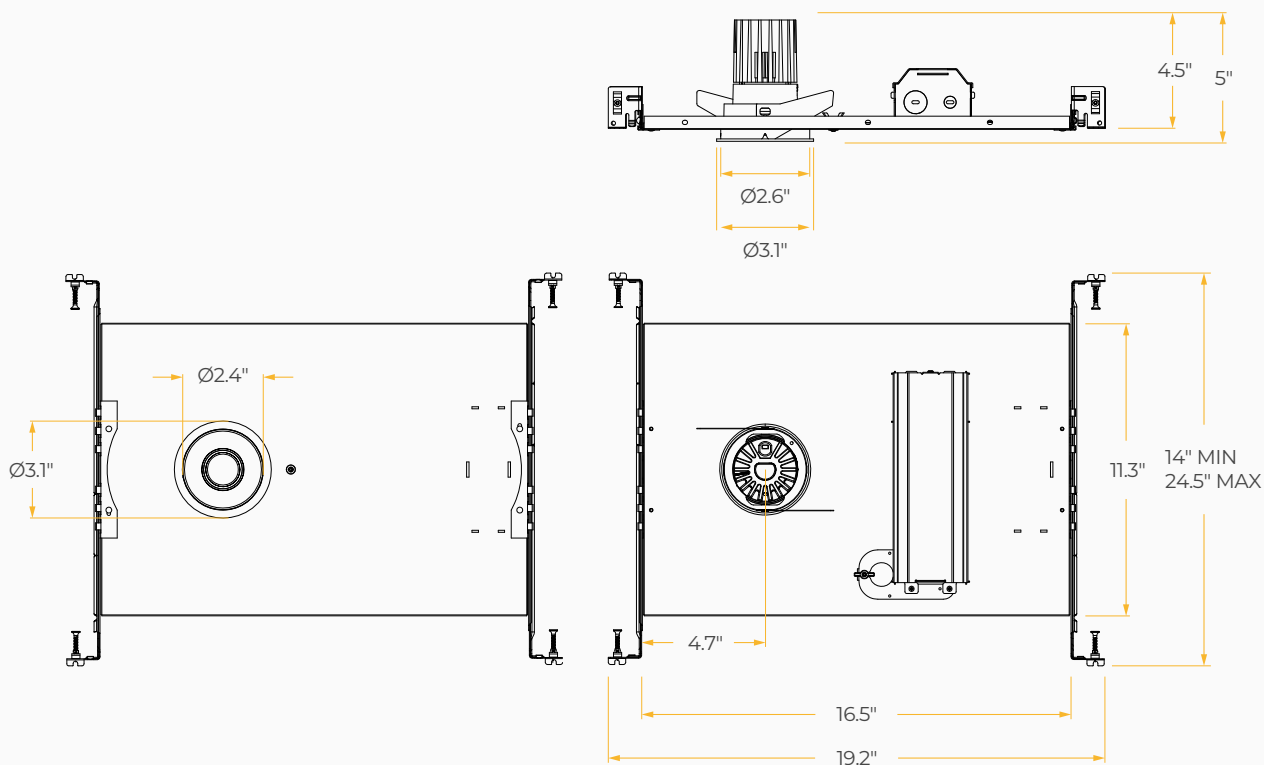


Round Flangeless Trim



DIMENSIONS



DIMENSIONS**DMX/DMXR****Power Box (DMX/DMXR)**