

REV FLEX 2

SPECIFICATION SHEET
NEW CONSTRUCTION
ARCHI-COLOR™ W+RGB

REVOLUTIONARY ADJUSTABLE DOWNLIGHTS

Housing

Aperture : Ø2.6" | Height : 3.8" | Weight : 2.2 lbs
Maximum Ceiling Thickness : 1" | Ceiling Cutout : 2.9"

Material

Housing: High Pressure Die-Cast Aluminum
Optics: Aluminum Reflector

Power Input

15W (W=4.5W, RGB=9W) , 20W (W=9W, RGB=9W) | 120V, 277V

Lumen Output

295 lm (15W), 515 lm (20W)

Dimming

DMX : High resolution dims to 0.1%

Color Quality

CRI 85

Rated Life

> 100,000 Hours (L70)

Bezel Finish



Matte
Black



Matte
White



Matte
Silver

Trim Finish



Matte
Black



Matte
White

Color Temperature



+



Archi-Color™ W+RGB

3000K

Optics



50°

Adjustability



0°-30°
Tilt



0°-359°
Rotation

Warranty

5 Year limited warranty


Listing



Quiet . Adjustable. Color Changing.

The new REV Flex series is an extension of Meteor's revolutionary downlights with an adjustable factor. Coming in a range of 2", 4" and 6" apertures. The REV Flex series feature 359° rotation, 30° tilt, and a variety of architectural illumination options.

All REV Flex configurations are Title 24 listed, and compatible with our proprietary high efficacy Archi-Color™ color changing technology Archi-Color™ W+RGB. Also features built-in Flicker-Free video recording with our VX™ Driver.



METEOR

meteor-lighting.com

SPECIFICATION

PROJECT NAME

DATE

CATALOG #

QUANTITY

The product configurator function on this page works only with the latest version of Chrome or Adobe Acrobat Reader.

RF2N	MODEL	REV FLEX 2 WITH NEW CONSTRUCTION FRAME		
	WATTAGE	15 15W	20 20W	
A	BEZEL TYPE	A Adjustable Bezel		
308C	CCT / CRI	308C 3000K / CRI85+RGB		
	VOLTAGE	120 120V	277 277V	
	DIMMING	DMXP ¹ DMX dims to 0.1% (Phoenix Connector)	DMXR ¹ DMX dims to 0.1% (RJ45 Sockets)	
	TRIM TYPE	R Round SF ² Square Flangeless	S Square	RF ² Round Flangeless
	TRIM FINISH	BLK Matte Black	WHT Matte White	
	BEZEL FINISH	BLK Matte Black	WHT Matte White	SLV Matte Silver
	BEAM ANGLE	50 50°		
	ACCESSORIES	HC ³ Hex Cell Louver	BUB Butterfly Bracket	

[↻ CLEAR FORM](#)¹ DMXP and DMXR options does not have below ceiling access² Flangeless trims are always white in color³ Please factor in change in lumen output of -25%

TECHNICAL DETAILS

Electrical

- 295 lm (15W), 515 lm (20W)
- Power Input: 120V or 277V
- Operating Temperature: 14°F~104°F

LED Features

- Color Temperature: 3000K + Archi-Color™ W+RGB
- CRI 85
- Long lasting LED luminaire tested under TM21 lumen maintenance L70 @ 100,000 Hrs

Optics

- Precision molded high transmittance clear PC lens
- Beam Angle: 50°

Advanced Dimming

- Proprietary VX Driver™ is incorporated to all dimming options for video flicker-free lighting
- DMX : High resolution dims to 0.1% (Supports ANSI E1.20 RDM protocol)

Housing

- Aperture : Ø2.6"
- Height : 3.8"
- Weight : 2.2 lbs
- Ceiling Cutout : 2.9"
- Maximum Ceiling Thickness : 1"
- Material: High Pressure Die-Cast Aluminum, Aluminum Reflector
- Non-IC Rated, insulation must be kept >0.5ft from housing
- Light engine, optics, and driver(s) accessible from below ceiling, except DMX

*Note: C-Channel / Mounting Channels / T-Bar Hangers are purchased from a third party

Warranty

- 5-year limited warranty

Listing

- ETL
- CE
- FCC
- JA8 Title 24 Compliant

PERFORMANCE SUMMARY*

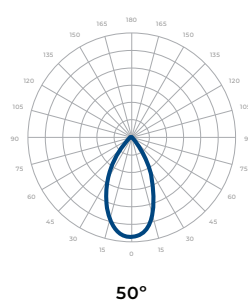
Standard				
CCT/WATTAGE	R	G	B	W
15W	3W	3W	3W	4.5W
	20lm	110lm	12.5lm	155lm
20W	3W	3W	3W	9W
	20lm	110lm	12.5lm	375lm

Current Consumption		
WATTAGE / VOLT	120V	277V
15W	0.13A	0.06A
20W	0.17A	0.07A

*Beam Angle: 50° *Tolerance ±8%

PHOTOMETRICS

Below is a typical photometric representation of the Rev Flex 2 fixture. Please download IES files to ensure exact photometric value.



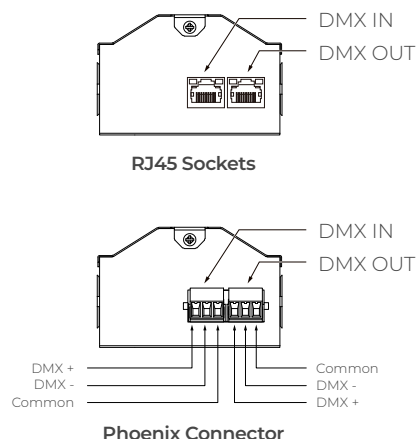
DMX REQUIREMENTS

The Rev Flex 2 Archi-Color™ W+RGB fixture with DMX is a **four channel dmx** unit. When placing an order, please indicate DMX address. (The DMX address will be listed on the back of the fixture). Do not connect more than 32 fixtures per DMX daisy chain.

DMX Address				
Fixture	Red Control (ex. X)	Green Control (ex. X+1)	Blue Control (ex. X+2)	White Control (ex. X+3)
#1	1	2	3	4
#2	5	6	7	8
#3	9	10	11	12

The fixture can be connected with RJ45 Sockets or Phoenix Connector. DMX cables **are not** included; please refer to compatible DMX cabling list for more information. The final fixture on each daisy chain should be terminated by the use of a DMX terminator purchased from a 3rd party or from Meteor.

CONNECTION	RJ45 (CAT5e)
Common	WHITE/BROWN(PIN7) & BROWN (PIN 8)
Signal -	ORANGE (PIN 2)
Signal +	WHITE/ORANGE (PIN 1)
Spare	-
Spare	-



COMPATIBLE DMX CABLING LIST

DMX uses a cable consisting of two twisted pairs plus a shield to carry data. The cable must be specifically impedance matched for the digital DMX signal, meaning that microphone cable or other non-rated cable **must not be used to carry DMX**. Network cable (Cat5, 5e or 6 cable) may be used to carry DMX in an installation; however special consideration must be given to shielding and termination. Under no circumstances should solid core cable like Cat5 be terminated into a screw down connector.

Meteor recommends the use of Belden 9729 or Belden 9841 for DMX installation. Belden 9729/9841 is a shielded twisted pair cable, which allows for a spare pair for 'out and back' type terminations if needed.


TRIM TYPES




Round Trim



Round Flangeless Trim



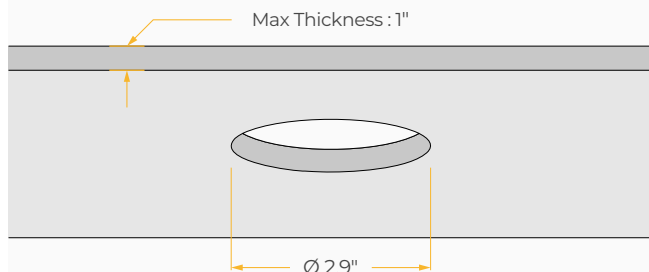
Square Trim



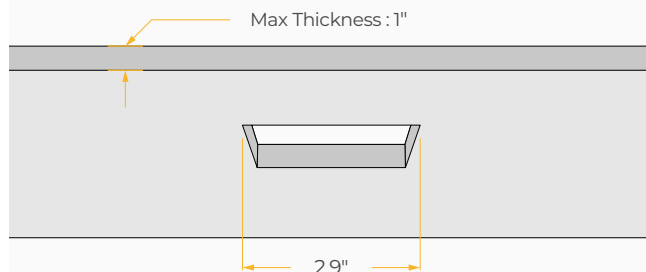
Square Flangeless Trim

DIMENSIONS

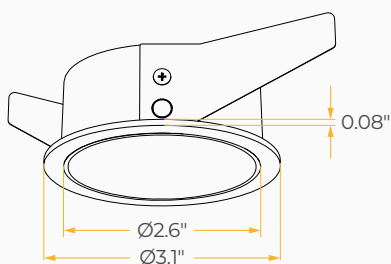
Round Trim Cutout



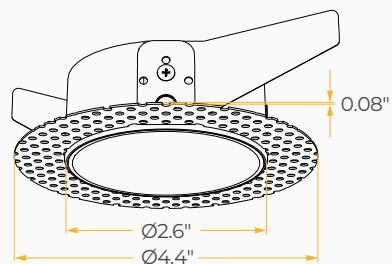
Square Trim Cutout



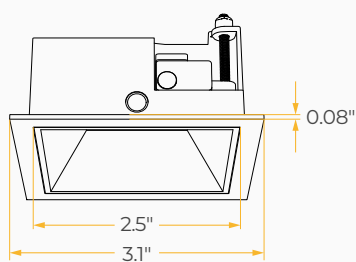
Round Trim



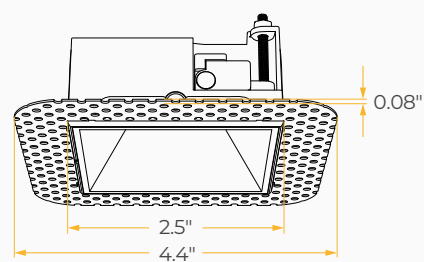
Round Flangeless Trim



Square Trim

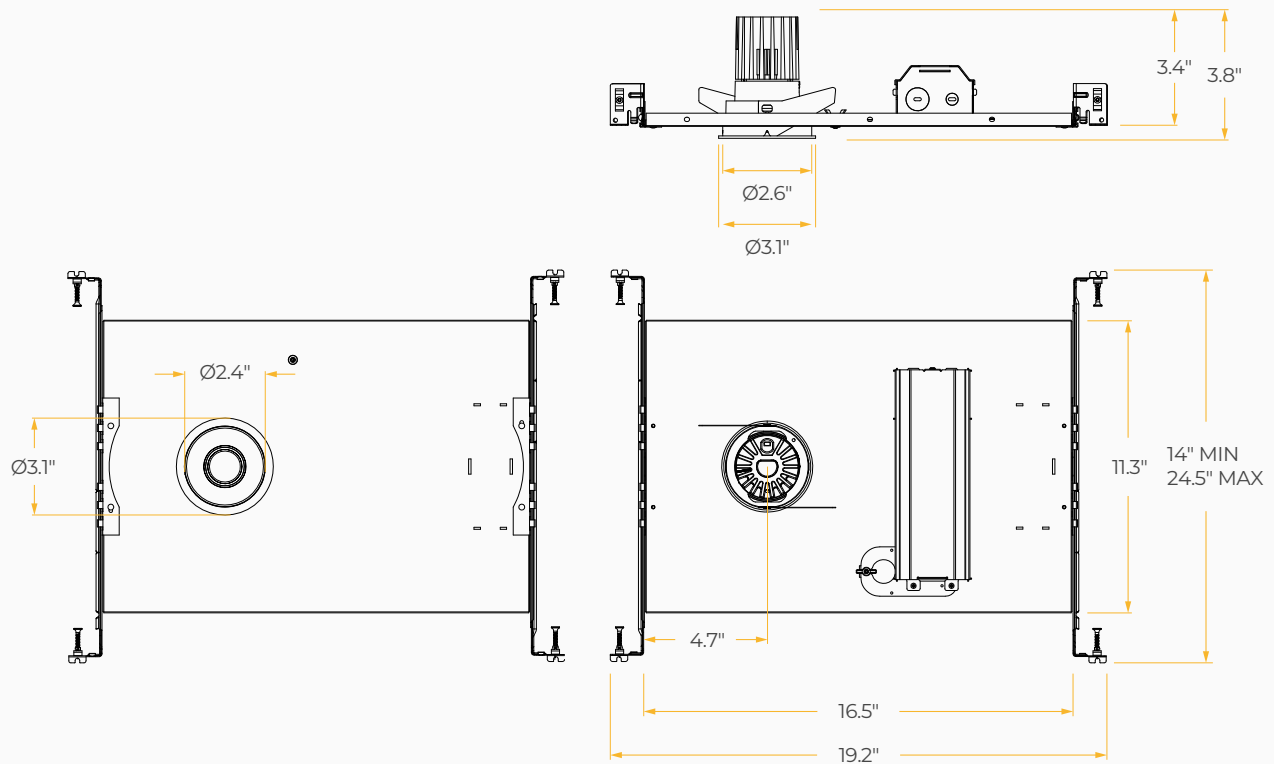


Square Flangeless Trim



DIMENSIONS

DMX/DMXR



Power Box (DMX/DMXR)

