

IMPORTANT SAFETY INFORMATION

READ AND FOLLOW ALL SAFETY INSTRUCTIONS

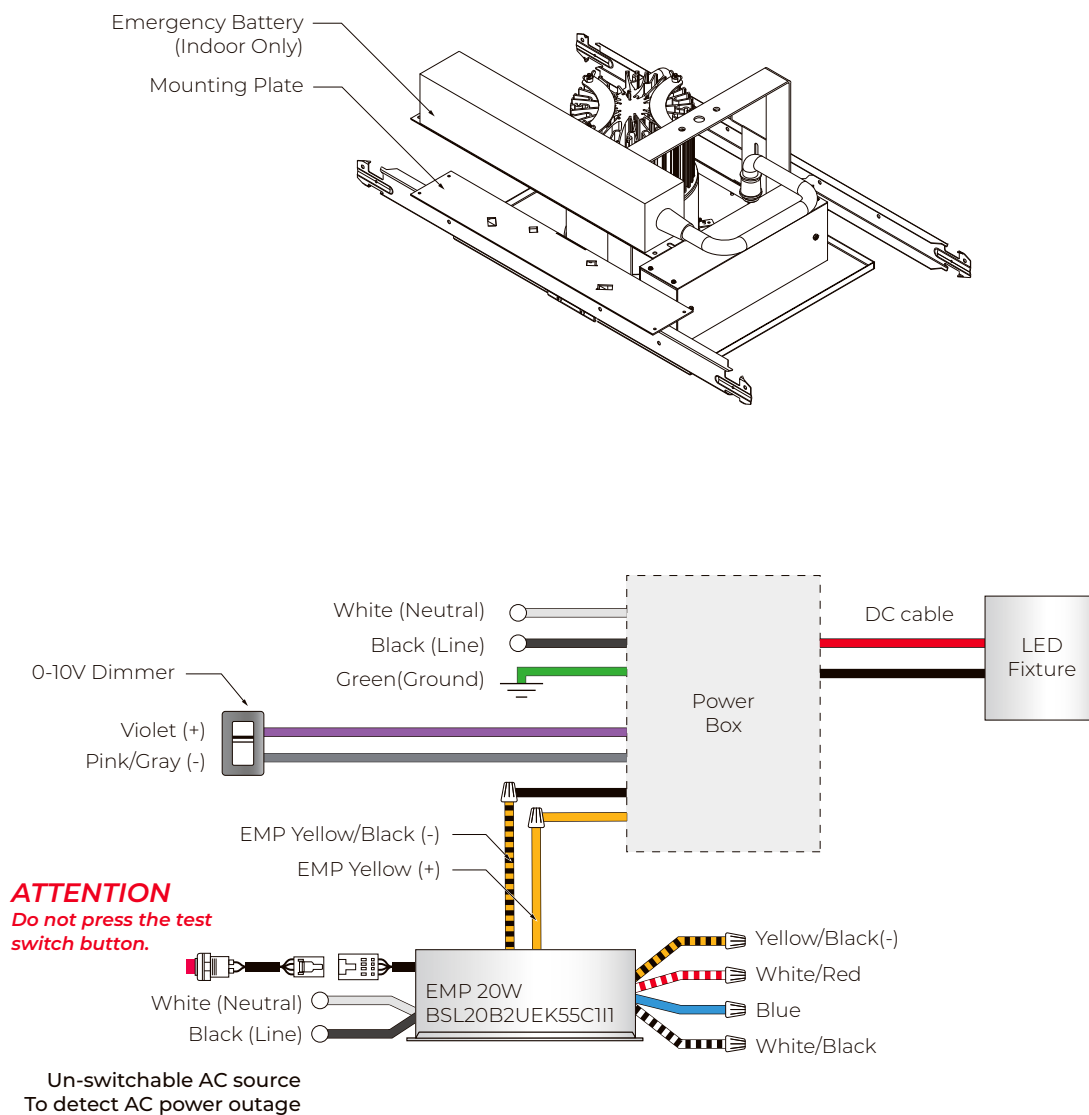
**FOR FIELD ASSISTANCE PLEASE CALL
+1-213-255-2060 #4**

- Before wiring to power supply and during servicing or relamping, turn off power at fuse or circuit breaker.
- All servicing or relamping must be performed by qualified service personnel.
- Product must be grounded to avoid potential electric shock or other potential hazard.
- Product must be installed at locations and heights, in a manner consistent with its intended use, and in compliance with electrical code and local codes.

SAVE THESE INSTRUCTIONS FOR FUTURE REFERENCE

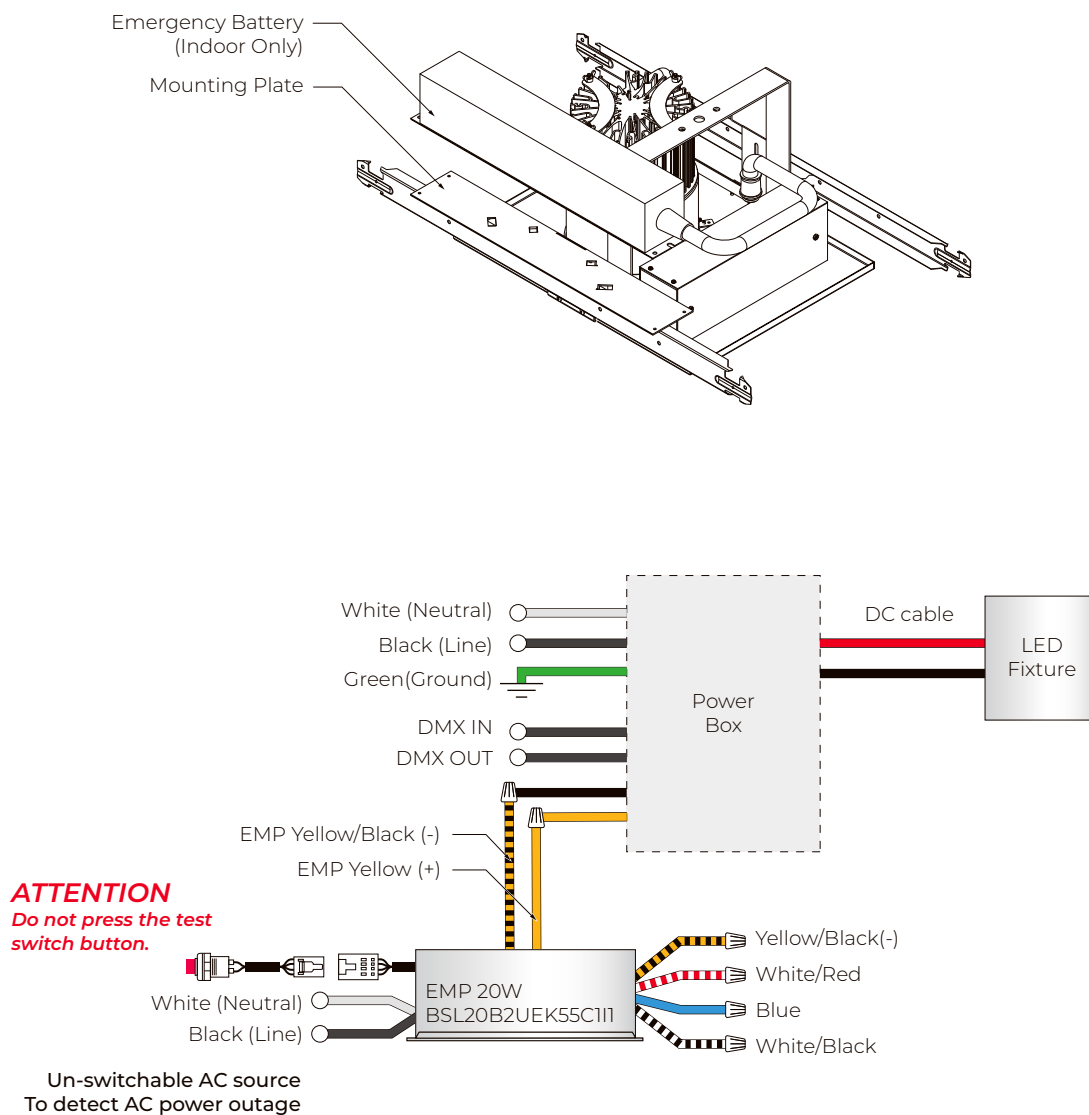
WIRING DIAGRAM

STV / SPV 0-10V



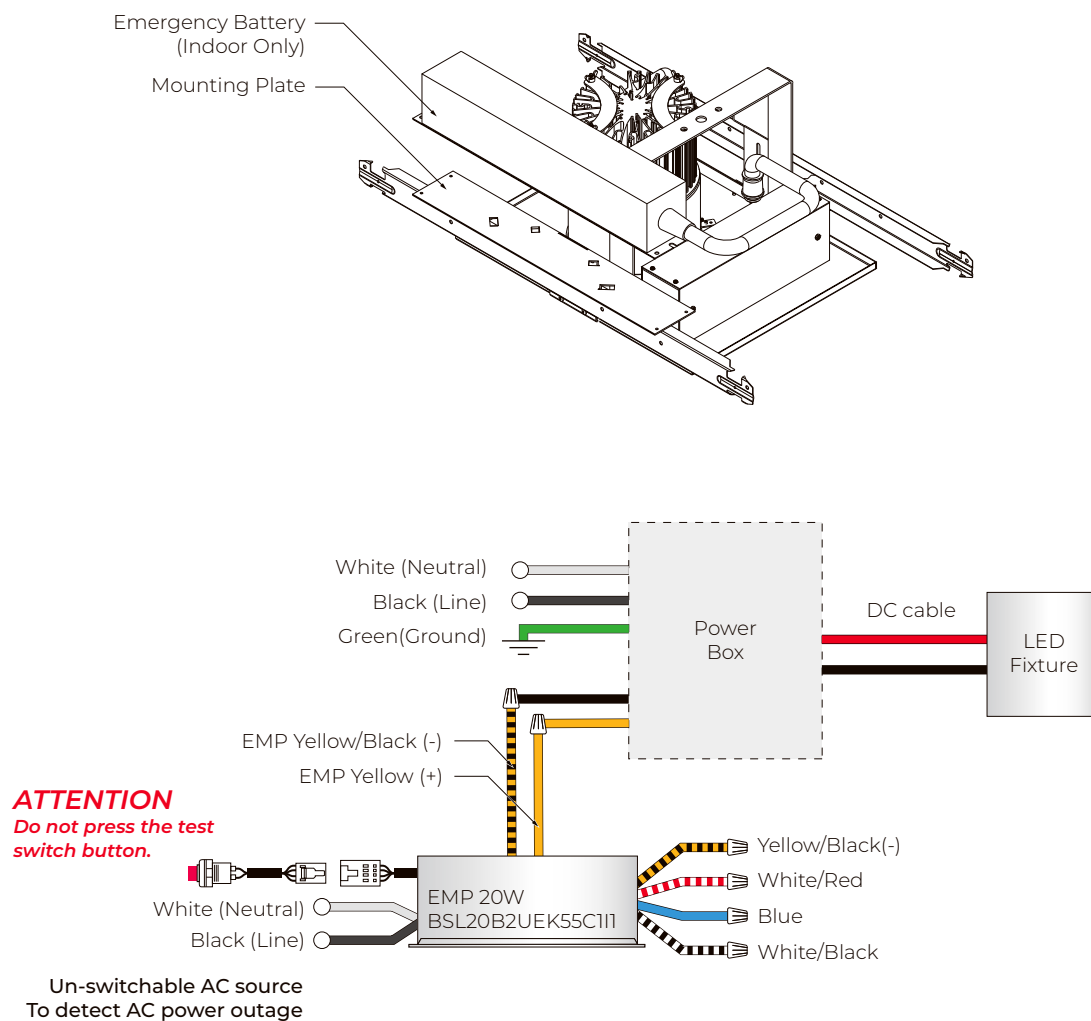
WIRING DIAGRAM

DMX



WIRING DIAGRAM

TRC



IMPORTANT SAFEGUARDS

BSL07/13/14/20

Installation Instructions

Self-Testing Emergency LED Driver**bodine****Read and Follow all Safety Instructions:**

1. This product is for use with an emergency LED lighting load in compliance with NFPA-101 and NEC 700.12.
2. Make sure all connections are in accordance with the National Electrical Code or Canadian Electrical Code and any local regulations.
3. To reduce the risk of electric shock, disconnect both normal and emergency power supplies before servicing.
4. This emergency driver is intended to be mounted on or enclosed within a luminaire and is suitable for both factory or field installation. Emergency driver with separate battery is intended to be enclosed within a luminaire and is suitable for both factory or field installation.
5. This product is suitable for use in damp locations product is also suitable for installation in sealed and gasketed fixtures. Product is not suitable for heated air outlets, outdoors, wet, or hazardous locations. Maximum allowable case temp is 65°C. See the unit label for Tcase measurement location.
6. An unswitched AC power source is required (120-277 VAC, 50/60 Hz).
7. Do not install near gas or electric heaters.
8. Do not attempt to service the battery. A sealed, no-maintenance battery is used that is not field replaceable. Contact the manufacturer for information on service.
9. The use of accessory equipment not recommended by the manufacturer may cause an unsafe condition.
10. Do not use this product for other than intended use.
11. Installation and servicing should be performed by qualified personnel.
12. Equipment should be mounted in locations and at heights where it will not be subjected to tampering by unauthorized personnel.
13. For Canadian application the output terminals should be in compliance with the accessibility requirement of the Canadian Electric Code.
14. This device complies with part 15 of the FCC Rules. Operation is subject to the following two conditions:
(1) this device may not cause harmful interference, and
(2) this device must accept any interference that may cause undesired operation.
15. This product must be grounded. See the wiring diagrams for details.

**Save these Instructions**

This Product Contains A Rechargeable Lithium-ion Battery.
The Battery Must Be Recycled Or Disposed Of Properly.

Specifications

UL Listed for US and Canada

Listed to UL924 and tested to CSA 22.2, No. 141
For Field or Factory Installation
(Indoor and Damp)
Class 2 Option - UL 1310 Certified, CSA 22.2
No. 223-M91 compliant

Illumination Time

90 Minutes

Full Warranty

5 Years (NOT pro-rata)

Universal Input Voltage

120-277 VAC, 50/60 Hz

Output Voltage

20-54 OR 54-200 VDC

Output Power

20 W

Test Switch/Charging Indicator Light

Test Switch Assembly is UL2043 Plenum-Rated.

Battery

High-Temperature, Maintenance-Free
LFP Battery Technology

Recharge Time

24 Hours

Temperature Rating

Ambient: 0°C to +55°C (32°F to 131°F)

Dimensions

B2 Enclosure: 15.34" x 2.25" x 1.16" (369 mm x 58
mm x 30 mm)

Mounting Center: 15.0" (356 mm)

Maximum Weight

BSL20B2: 3.07 lbs

Benefits:

- UL Listed for field or factory installation.
- When paired with a compatible LED luminaire, provides NFPA 101 compliant emergency lighting.
- Intelligent output initially provides rated power regardless of the LED array voltage.
- High or low voltage output variants
- Meets CEC Title 20 (California Energy Commission) efficiency standards.
- Smart Charger Technology with low energy consumption helps meet Title 24 building requirements.
- Self-Test automatically performs the code required testing per the latest standard (UL 924, 10th edition, May 5th, 2022)
- Allows for luminaire to be completely installed prior to AC mains availability (ABConnect).
- Easily disabled for storage and fool proof commissioning (ABConnect).
- Universal Input reduces ordering and stocking complexity and reduces field wiring errors.
- Compatible with a wide variety of LED arrays and AC drivers.
- Test switch is IP65 rated for protection to dust and water ingress.
- Small size, with and without conduit, and separate battery variants provides maximum flexibility during installation
- No conduit is needed for plenum rated test switch assembly.

Dimensions:

B2 Enclosure Dimensions (with conduit version shown below)

15.34" x 2.25" x 1.16"

Mounting center - 15.0"

