

REV 4

SPECIFICATION SHEET
RETROFIT

QUIET CEILING DESIGN HIGH LUMEN RECESSED DOWNLIGHT

Housing

Aperture : Ø4.3" | Oversize Trim : 5.3" | Maximum Ceiling Thickness : 2"
Opening of Mounting Frame : 4.7" to 5.1" | Height : 8" | Weight : 7 lbs

Material

Housing : Extruded Aluminum
Reflector : Flow Forming Aluminum

Power Input

20W, 40W, 60W, 80W | 120V, 277V

Lumen Output

1,720lm (20W), 3,540 lm (40W), 5,580 lm (60W), 7,210 lm (80W)

Dimming

Standard 0-10V : Dims to 10%
Superior 0-10V : Dims to 1%
DMX : High resolution dims to 0.1%
TRC: Linear line-voltage phase control, dims to 1%
LDE1 : Hi-Lume 1% EcoSystem LED Driver
DALI : Dims to 1%

Color Quality

CRI 85, CRI 93

Rated Life

> 100,000 Hours (L70)

Finish



Black



White

Color Temperature



2700K



3000K



3500K



4000K

Optics



35°



45°



55°

Warranty

5 Year limited warranty


Listing



Precision Engineered For High Performance.

The REV series are a revolutionary range of 4, 6 and 8-inch aperture recessed downlights that feature a deep, double optical reflector design with high efficacy performance.

All downlights feature Colorflip™ Warm Dim, Tunable White and Archi-Color™ W+RGB technology for a truly versatile range of applications, and are available in new construction and retrofit configurations.



METEOR

meteor-lighting.com

SPECIFICATION

PROJECT NAME

DATE

CATALOG #

QUANTITY

The product configurator function on this page works only with the latest version of Chrome or Adobe Acrobat Reader.

<input type="text" value="RS4R"/>	MODEL	REV 4 RETROFIT		
<input type="text"/>	WATTAGE	20 20W 80¹ 80W	40 40W	60¹ 60W
<input type="text"/>	CCT / CRI	278 2700K / CRI 85 309 3000K / CRI 93 408 4000K / CRI 85	279 2700K / CRI 93 358 3500K / CRI 85	308 3000K / CRI 85 359 3500K / CRI 93
<input type="text"/>	VOLTAGE	120 120V	277 277V	
<input type="text"/>	DIMMING	NOD Non-Dimming DMX DMX dims to 0.1% (XLR Sockets) LDEI Hi-Lume 1% EcoSystem LED Driver with Soft-on, Fade-to-Black	STV Standard 0-10V dims to 10% DMXR DMX dims to 0.1% (RJ45 Sockets) DALI DALI dims to 1%	SPV Superior 0-10V dims to 1% TRC² Linear line-voltage phase control, dims to 1%
<input type="text"/>	BEAM ANGLE	35 35°	45 45°	55 55°
<input type="text"/>	FINISH*	BLK Black	WHT White	
<input type="text"/>	ACCESSORIES	EMP Remote Emergency Pack	AWN³ Lutron Athena Wireless Node Standalone Module	NX⁴ NX Radio Module Standalone Module

CLEAR FORM

¹ Not compatible with TRC, LDEI, DALI
² Option is only compatible with 120V
³ Option is only compatible with STV, SPV, DALI
⁴ Option is only compatible with STV, SPV
 * Finish indicates Trim only, with standard matte silver reflector

TECHNICAL DETAILS

Electrical

- 1,720 lm (20W)
- 3,540 lm (40W)
- 5,580 lm (60W)
- 7,210 lm (80W)
- Power Input: 120V or 277V
- Operating Temperature: -20°F~104°F
- Surge Protection: Built-in is 4KV
- Power Factor Greater than 0.9

LED Features

- Color Temperature : 2700K, 3000K, 3500K, 4000K
- CRI 85, CRI 93
- Long lasting LED luminaire tested under TM21 lumen maintenance L70 @ 100,000 Hrs

Optics

- Flow Forming Aluminum Reflector
- Beam Angle : 35°, 45°, 55°

Advanced Dimming

- Proprietary VX Driver™ is incorporated to all dimming options for video flicker-free lighting
- Standard 0-10V : Dims to 10%
- Superior 0-10V : Dims to 1%
- DMX : High resolution dims to 0.1% (Supports ANSI E1.20 RDM protocol)
- DALI : dims to 1%

Only Compatible with 20W/40W Option :

- TRC: Linear line-voltage phase control, dims to 1% (120V only)
- LDE1 : Hi-Lume 1% EcoSystem LED Driver with Soft-on, Fade-to-Black

Retrofit Housing

- Aperture : Ø4.3"
- Height : 8"
- Weight : 7 lbs
- Material : High Pressure Aluminum
- Non-IC Rated, insulation must be kept >1ft from housing
- Oversize Trim : 5.3"
- Opening of Mounting Frame : 4.7" to 5.1" Max
- Maximum Ceiling Thickness : 2"
- Tool-less top access allows service from above and below
- Light engine, optics, and driver(s) accessible from below ceiling

Warranty

- 5-year limited warranty

Listing

- ETL Damp Location Listed
- FCC
- CE
- UKCA

PERFORMANCE SUMMARY*

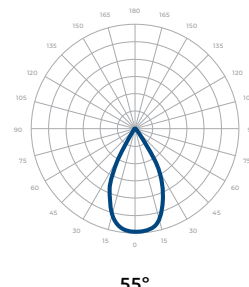
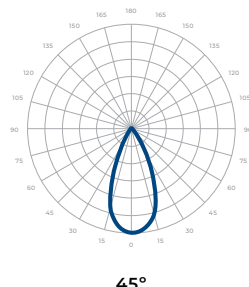
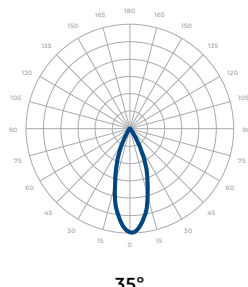
	Standard Trim			
CCT/ WATTAGE	2700K	3000K	3500K	4000K
20W	1,380lm	1,500lm	1,610lm	1,720lm
40W	3,130lm	3,290lm	3,410lm	3,540lm
60W	4,920lm	5,190lm	5,380lm	5,580lm
80W	6,310lm	6,780lm	6,990lm	7,210lm

	Current Consumption	
WATTAGE / VOLT	120V	277V
20W	0.20A	0.10A
40W	0.37A	0.18A
60W	0.57A	0.25A
80W	0.77A	0.34A

* Beam Angle 35° Tolerance ±8%

PHOTOMETRICS

Below is a typical photometric representation of the Rev 4 fixture. Please download IES files to ensure exact photometric value.

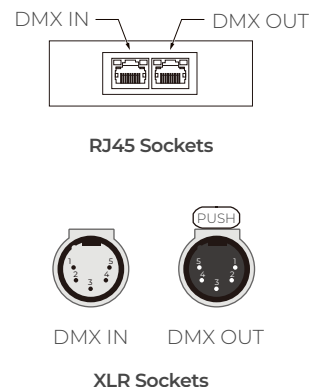


DMX REQUIREMENTS

The Rev 4 fixture with DMX is a **single channel dmx** unit. When placing an order, please indicate DMX address. (The DMX address will be listed on the back of the fixture). Do not connect more than 32 fixtures per DMX daisy chain.

The fixture can be connected with RJ45 or XLR sockets. DMX cables **are not** included; please refer to compatible DMX cabling list for more information. The final fixture on each daisy chain should be terminated by the use of a DMX terminator purchased from a 3rd party or from Meteor.

CONNECTION	RJ45 (CAT5e)	5-PIN XLR
Common	WHITE/BROWN(PIN7) & BROWN (PIN 8)	PIN 1
Signal -	ORANGE (PIN 2)	PIN 2
Signal +	WHITE/ORANGE (PIN 1)	PIN 3
Spare	-	PIN 4
Spare	-	PIN 5



COMPATIBLE DMX CABLING LIST

DMX uses a cable consisting of two twisted pairs plus a shield to carry data. The cable must be specifically impedance matched for the digital DMX signal, meaning that microphone cable or other non-rated cable **must not be used to carry DMX**. Network cable (Cat5, 5e or 6 cable) may be used to carry DMX in an installation; however special consideration must be given to shielding and termination. Under no circumstances should solid core cable like Cat5 be terminated into a screw down connector.

Meteor recommends the use of Belden 9729 or Belden 9841 for DMX installation. Belden 9729/9841 is a two pair cable, which allows for a spare pair for 'out and back' type terminations if needed.

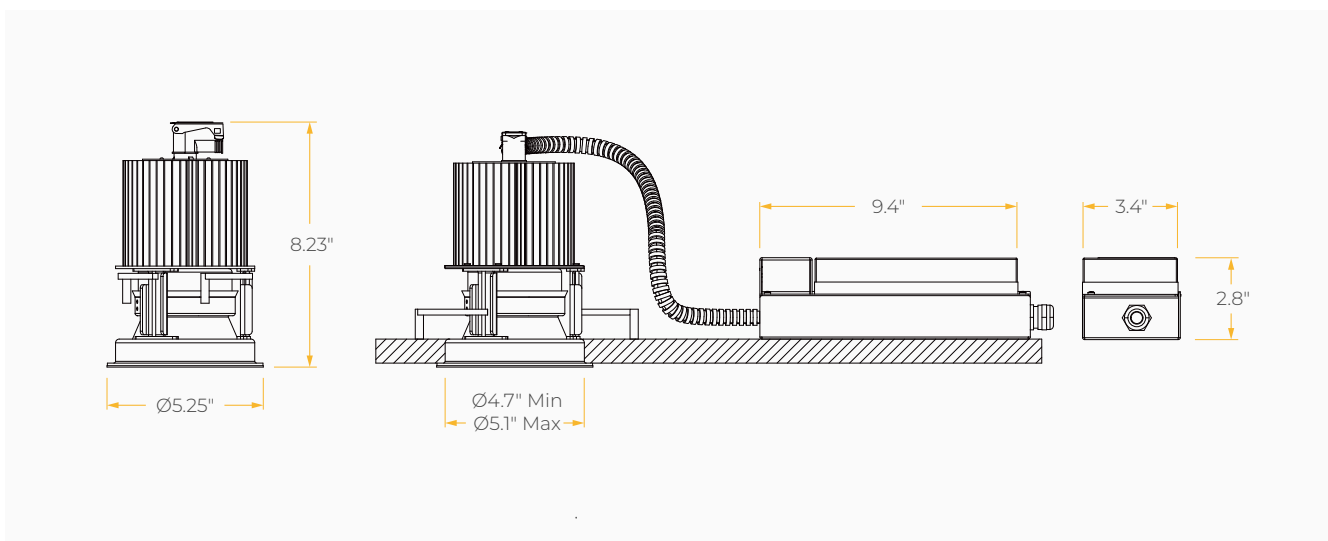
COMPATIBLE TRC DIMMER LIST

PART NO.					
Lutron DVCL-153P	Lutron TGCL-153P	Lutron S-600P	Lutron SELV-300P	Lutron CT-103P	Lutron DV603P
Lutron MAELV600	Lutron FAELV500	Lutron SCL-153P	Lutron MACL-153M	Lutron DVLV600P	Lutron RRD-6CL
Leviton IPI06-1LZ	Leviton VPE06	Leviton 6673-10W	Leviton VPI06-ILT	Leviton 6161	Leviton LGCL-153PL
Leviton IPL06	Cooper DLC03P-W	Cooper SLC03P	Cooper DAL06P	Cooper AAL06A-C2	


COMPATIBLE LDE1 DIMMER LIST

LUTRON PART NO.						
RMJ-ECO32-DV-B	FCJ/FCJS-ECO	QSN-1ECO-S	QSN-2ECO-S	QSGRJ-_E	QSGR-_E	QP2-_ _ 2C
QP2-_ _ 4C	QP2-_ _ 6C	QP2-_ _ 8C	LQSE-2ECO-D			

DIMENSIONS



Lutron Athena Wireless Node / NX Radio Standalone Module



REMOTE EMERGENCY PACK

