

# DOT 3

## AESTHETIC MICROCYLINDER SMALL BEYOND COMPARE

### Housing

Diameter : Ø3.5" | Height : 8.5" | Weight : 2.9 lbs

### Material

Housing: Extruded Aluminum

Lens: TIR Polycarbonate Lens

### Power Input

15W, 20W, 25W | 120-277V

### Lumen Output

1,750 lm (15W)

2,340 lm (20W)

2,920 lm (25W)

### Dimming

Superior 0-10V: dims to 1%, dims to dark

TRC: Linear line-voltage phase control, dims to 1%

### Color Quality

CRI 85, CRI 93 | UGR ≤ 19

### Rated Life

> 100,000 Hours (L70)

### Finish



Black



White

### Color Temperature



2700K



3000K



3500K



4000K

### Optics



20°



25°



45°



60°

### Mounting



Stem  
Mount



Cord  
Mount



Surface  
Mount

### Warranty

5 Year limited warranty


### Listing



## One Microcylinder Family To Rule Them All

The Dot 3 micro cylinders come with a delivered lumen package of up to 2,920 lm. Available in black and white finishes, a variety of mounting options, and accessories.

Two years on from the introduction of the Dot series, we have now expanded the line to include even smaller apertures and greater optical, and design accessories. Offering optimal balance between diminutive design and high performance.



# METEOR

[meteor-lighting.com](https://meteor-lighting.com)

## SPECIFICATION SHEET

**DOT 3** AESTHETIC MICROCYLINDER  
SMALL BEYOND COMPARE

**METEOR**

## SPECIFICATION

PROJECT NAME

DATE

CATALOG #

QUANTITY

The product configurator function on this page works only with the latest version of Chrome or Adobe Acrobat Reader.

<b>DT3</b>	MODEL	<b>DOT 3</b>		
	WATTAGE	<b>15</b> 15W	<b>20</b> 20W	<b>25</b> 25W
	CCT / CRI	<b>278</b> 2700K / CRI 85 <b>279</b> 2700K / CRI 93 <b>408</b> 4000K / CRI 85	<b>308</b> 3000K / CRI 85 <b>309</b> 3000K / CRI 93	<b>358</b> 3500K / CRI 85 <b>359</b> 3500K / CRI 93
<b>UNV</b>	VOLTAGE	<b>UNV</b> 120 – 277V		
	DIMMING	<b>SPV</b> Superior 0-10V dims to 1%, dims to dark	<b>TRC</b> <sup>1</sup> Linear line-voltage phase control, dims to 1%	
	BEAM ANGLE	<b>20</b> 20° <b>60</b> 60°	<b>25</b> 25°	<b>45</b> 45°
	FINISH	<b>BLK</b> Black	<b>WHT</b> White	
	MOUNTING	<b>ST2</b> Stem Mount 2ft <b>SUM</b> Surface Mount	<b>ST4</b> Stem Mount 4ft	<b>CM10</b> Cord Mount 10ft
	ACCESSORIES	<b>HC</b> <sup>2,4</sup> Hex Cell Louver	<b>SL</b> <sup>3,4</sup> Solite Lens	<b>FCS</b> Field Cut Stem Adapter Kit

 CLEAR FORM

<sup>1</sup> Option is only compatible with 120V

<sup>2</sup> Please factor in change in lumen output of -30%

<sup>3</sup> Please factor in change in lumen output of -12%

<sup>4</sup> Only one accessory can be chosen

## SPECIFICATION SHEET

**DOT 3** AESTHETIC MICROCYLINDER  
SMALL BEYOND COMPARE

**METEOR**

## TECHNICAL DETAILS

### Electrical

- 1,750 lm (15W)
- 2,340lm (20W)
- 2,920 lm (25W)
- Power Input: Universal (120/277V)
- Operating Temperature: 14°F~95°F
- Surge Protection: Built-in is 2.5KV
- Integral Driver on all product configurations

### LED Features

- Color Temperature: 2700K, 3000K, 3500K, 4000K
- CRI 85, CRI 93
- UGR ≤ 19
- Long life LED system designed for typical TM21 lumen maintenance ≥ L70 @ 100,000Hours

### Optics

- TIR Polycarbonate Lens
- Precision molded high transmittance clear PC lenses
- Beam Angle: 20°, 25°, 45°, 60°

### Advanced Dimming

- Proprietary VX Driver™ is incorporated to all dimming options for video flicker-free lighting
- Superior 0-10V: dims to 1%, dims to dark
- TRC: Linear line-voltage phase control, dims to 1%

### Housing

- Diameter: Ø3.5"
- Height: 8.5"
- Material: Extruded Aluminum
- Weight: 2.9 lbs

### Mounting

- Stem Mount 2ft or 4ft
- Cord Mount 10ft
- Surface Mount

### Warranty

- 5-year limited warranty

### Listing

- ETL Damp Location Listed
- CE
- FCC
- JA8 Title 24 Compliant

## PERFORMANCE SUMMARY\*

STD (Standard)				
CCT/WATTAGE	2700K	3000K	3500K	4000K
15W	1,605lm	1,690lm	1,730lm	1,750lm
20W	2,140lm	2,260lm	2,310lm	2,340lm
25W	2,675lm	2,820lm	2,880lm	2,920lm

Current Consumption		
WATTAGE / VOLT	120V	277V
15W	0.14A	0.06A
20W	0.18A	0.08A
25W	0.24A	0.11A

\*Beam Angle: 60° \*Tolerance ±8%

\*For specifications requiring a CRI of 93, apply a 0.85 multiplier to the lumen output values listed.

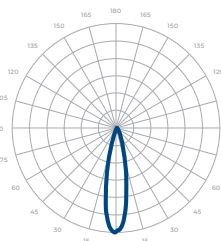
## SPECIFICATION SHEET

**DOT 3** AESTHETIC MICROCYLINDER  
SMALL BEYOND COMPARE

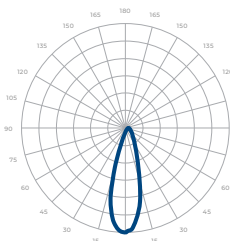
**METEOR**

## PHOTOMETRICS

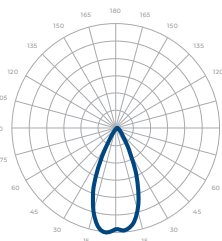
Below is a typical photometric representation of the Dot 3 fixture. Please download IES files to ensure exact photometric value.



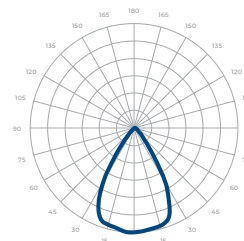
20°



25°



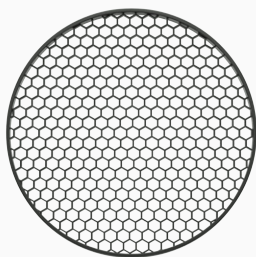
45°




60°

## ACCESSORIES

Hex Cell Louver



Solite Lens

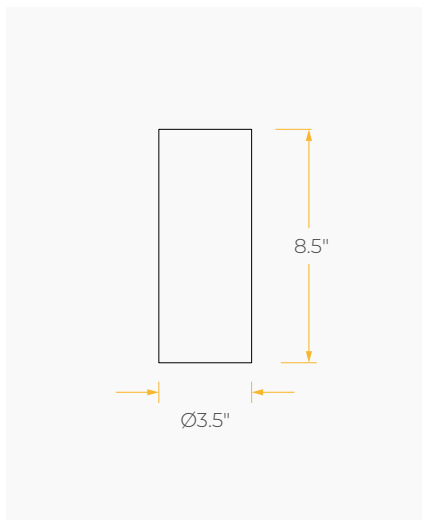


## SPECIFICATION SHEET

**DOT 3** AESTHETIC MICROCYLINDER  
SMALL BEYOND COMPARE

**METEOR**

### DIMENSIONS



### MOUNTING OPTIONS\*

*\*Junction Box not included*

