

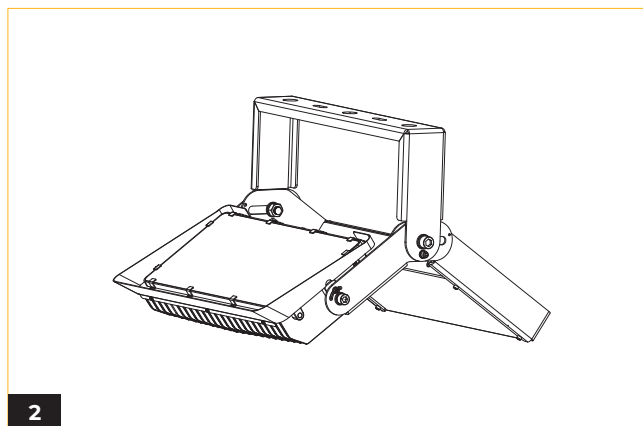
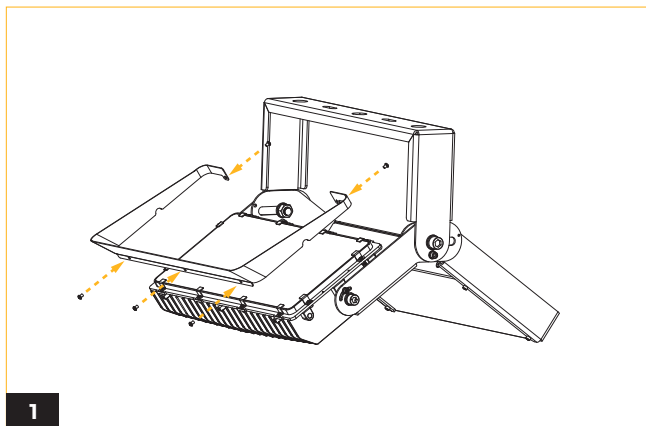
IMPORTANT SAFETY INFORMATION

READ AND FOLLOW ALL SAFETY INSTRUCTIONS

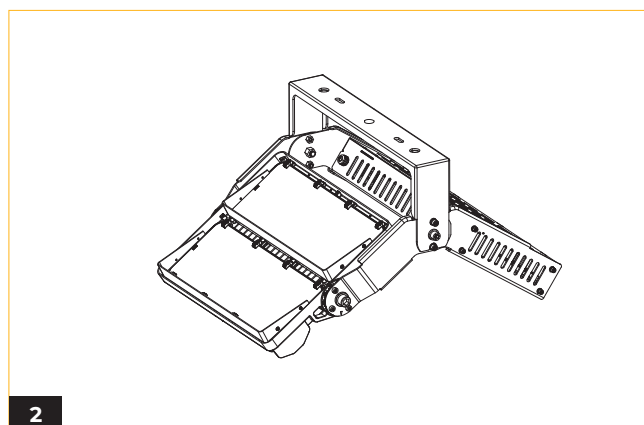
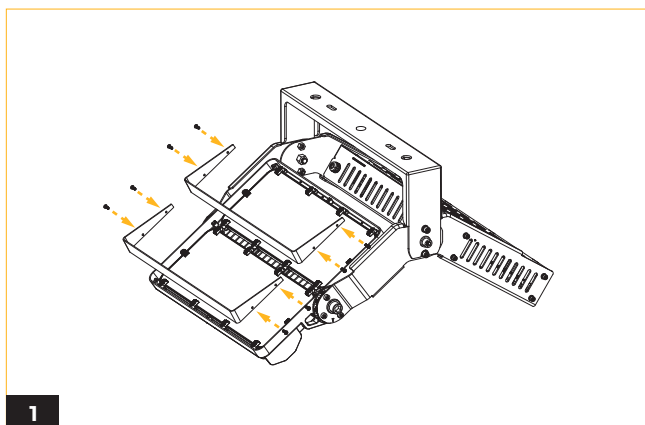
**FOR FIELD ASSISTANCE PLEASE CALL
+1-213-255-2060 #4**

- Before wiring to power supply and during servicing or relamping, turn off power at fuse or circuit breaker.
- All servicing or relamping must be performed by qualified service personnel.
- Product must be grounded to avoid potential electric shock or other potential hazard.
- Product must be installed at locations and heights, in a manner consistent with its intended use, and in compliance with electrical code and local codes.

SAVE THESE INSTRUCTIONS FOR FUTURE REFERENCE



Align the Glare Shield Visor with the light engine and secure it in place by fastening the corresponding screws.



Align the Glare Shield Visor with the light engine and secure it in place by fastening the corresponding screws.