

# ATRIA 8

SPECIFICATION SHEET  
STANDARD

## HIGH-PERFORMANCE VERSATILE CYLINDER

### Housing

Diameter : Ø8.1" | Height : 21.5" | Weight : 20 lbs

### Material

Housing: High Pressure Die-Cast Aluminum

Optics: Metal Reflector

### Power Input

80W, 100W, 130W, 160W | 120-277V

### Lumen Output

8,200 lm (80W), 10,250 lm (100W), 13,330 lm (130W), 16,410 lm (160W)

### Dimming

Standard 0-10V: Dims to 10%

Superior 0-10V: Dims to 1%

DMX: High resolution dims to 0.1% (Supports ANSI E1.20 RDM protocol)

TRC: Line-voltage phase control, dims to 1%

DALI: Dims to 10%

### Color Quality

CRI 85, CRI 93

### Rated Life

> 60,000 Hours (L70)

### Finish



Black

White

### Color Temperature



2700K

3000K

3500K

4000K

### Optics



30°



45°



55°



Wide

### Mounting



Stem  
Mount



Adjustable  
Cable



Yoke  
Mount



Wall  
Mount



Surface  
Mount

### Warranty


5 Year limited warranty

### Listing



Robust high-performance engineering in a smaller form factor.

The Atria 8 cylinder is a new high-performing cylinder addition to the series. Boasting a delivered lumen package of 8,200 lm to 16,410 lm, the Atria 8 has versatile mounting and dimming options, perfect for indoor applications ranging from 20 ft – 36 ft mounting heights.



METEOR

[meteor-lighting.com](https://meteor-lighting.com)

**SPECIFICATION**

PROJECT NAME

DATE

CATALOG #

QUANTITY

<b>AS8</b>	MODEL	<b>ATRIA 8</b>		
	WATTAGE	<b>80</b> 80W <b>160</b> 160W	<b>100</b> 100W	<b>130</b> 130W
	CCT / CRI	<b>278</b> 2700K / CRI 85 <b>309</b> 3000K / CRI 93 <b>408</b> 4000K / CRI 85	<b>279</b> 2700K / CRI 93 <b>358</b> 3500K / CRI 85	<b>308</b> 3000K / CRI 85 <b>359</b> 3500K / CRI 93
<b>UNV</b>	VOLTAGE	<b>UNV</b> 120 – 277V		
	DIMMING	<b>STV</b> Standard 0-10V dims to 10% <b>DMX(RJ45)</b> DMX dims to 0.1% (RJ45 Sockets)	<b>SPV</b> Superior 0-10V dims to 1% <b>TRC</b> <sup>1</sup> Line-voltage phase control, dims to 1%	<b>DMX</b> DMX dims to 0.1% (XLR Sockets) <b>DALI</b> <sup>2</sup> DALI dims to 10%
	BEAM ANGLE	<b>30</b> 30° <b>WD</b> <sup>3</sup> Wide	<b>45</b> 45°	<b>55</b> 55°
	FINISH	<b>BLK</b> Black	<b>WHT</b> White	
	RIM FINISH	<b>STD</b> Standard	<b>GLR</b> Glow Ring	
	MOUNTING	<b>ST2</b> Stem 2ft <b>SAD10</b> Sloped Adjustable Cable 10ft <b>SUM</b> Surface Mount	<b>ST4</b> Stem 4ft <b>YKM</b> Yoke Mount	<b>AD10</b> Adjustable Cable 10ft <b>WLM</b> <sup>4</sup> Wall Mount
	ACCESSORIES	<b>NO</b> No Accessories <b>EMP</b> Remote Emergency Pack <b>AWB</b> <sup>8</sup> Lutron Athena Wireless Module Black <b>NXW</b> <sup>9</sup> NX Radio Module White	<b>SPD</b> <sup>5</sup> Surge Protector <b>CT</b> <sup>7</sup> Conduit Mount <b>AWW</b> <sup>8</sup> Lutron Athena Wireless Module White	<b>HC</b> <sup>6</sup> Honeycomb Louver <b>FCS</b> Field Cut Stem Adapter Kit <b>NXB</b> <sup>9</sup> NX Radio Module Black

<sup>1</sup> Option is only compatible with 120V, 80W and 100W.

<sup>2</sup> Option is only compatible with 80W, 100W, 130W

<sup>3</sup> Please factor in change in lumen output of -20% with WD

<sup>4</sup> Wall Mount DMX wiring is through 3 DMX Positive / Negative / Common wires

<sup>5</sup> Surge protector for up to 10KV. Applicable for unstable mains or facilities using high power machineries

<sup>6</sup> Please factor in change in lumen output of 30%

<sup>7</sup> CT only compatible with ST and AD mounting types

<sup>8</sup> Option is only compatible with STV, SPV, DALI

<sup>9</sup> Option is only compatible with STV, SPV

**TECHNICAL DETAILS****Electrical**

- 8,200 lm (80W), 10,250 lm (100W), 13,330 lm (130W), 16,410 lm (160W)
- Power Input: Universal (120-277V)
- Operating Temperature: -13°F~112°F
- Surge Protection: Built-in is 4KV
- Remote Emergency Pack : Philips Bodine BSL20B2UEK55C111
- Power Factor Greater than 0.9

**LED Features**

- Color Temperature: 2700K, 3000K, 3500K, 4000K
- CRI 85, CRI 93
- Long lasting LED luminaire tested under TM21 lumen maintenance L70 @ 100,000 Hrs
- Lumen Maintenance > 0.90 at 60,000 hours

**Optics**

- Aluminum Reflector
- Beam Angle: 30°, 45°, 55°, WD

**Advanced Dimming**

- Proprietary VX Driver™ is incorporated to all dimming options for video flicker-free lighting
- Standard 0-10V: Dims to 10%
- Superior 0-10V: Dims to 1 %
- DMX: High resolution dims to 0.1% (Supports ANSI E1.20 RDM protocol)
- TRC: Line-voltage phase control, dims to 1% (120V only)
- DALI: Dims to 10%

**Housing**

- Diameter: Ø8.1"
- Height: 21.5"
- Material: High Pressure Aluminum, Metal Reflector
- Weight: 20 lbs

**Mounting**

- Stem 2ft or 4ft; 45° Swivel Canopy Included
- Adjustable Cable 10ft
- Sloped Adjustable Cable 10ft
- Surface Mount
- Yoke Mount
- Wall Mount

**Warranty**

- 5-year limited warranty

**Listing**

- ETL Wet Location Listed
- CE
- UKCA
- FCC

**PERFORMANCE SUMMARY\***

Delivered Lumens				
CCT/WATTAGE	2700K	3000K	3500K	4000K
80W	7,500lm	7,730lm	7,960lm	8,200lm
100W	9,380lm	9,660lm	9,950lm	10,250lm
130W	12,200lm	12,560lm	12,940lm	13,330lm
160W	15,010lm	15,460lm	15,930lm	16,410lm

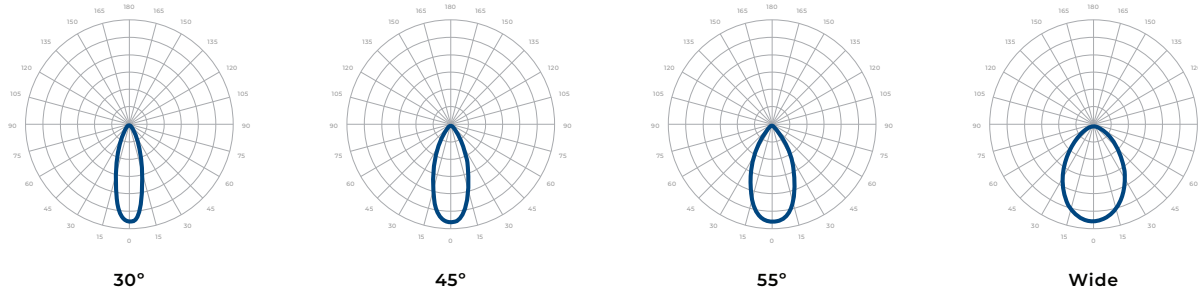
Current Consumption		
WATTAGE / VOLT	120V	277V
80W	0.73A	0.32A
100W	0.91A	0.39A
130W	1.2A	0.52A
160W	1.5A	0.64A

\*Beam Angle 55° Tolerance±8%

Emergency Pack Lumen Output Table			
CCT	2700K	3000K	4000K
LUMEN	1,870lm	1,925lm	2,040lm

## PHOTOMETRICS

Below is a typical photometric representation of the Atria 10 fixture. Please download IES files to ensure exact photometric value.

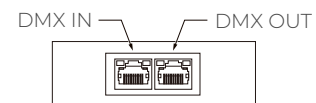


## DMX REQUIREMENTS

The Atria 8 fixture with DMX is a **single channel dmx** unit. When placing an order, please indicate DMX address. (The DMX address will be listed on the back of the fixture). Do not connect more than 32 fixtures per DMX daisy chain.

The fixture can be connected with RJ45 or XLR sockets. DMX cables **are not** included; please refer to compatible DMX cabling list for more information. The final fixture on each daisy chain should be terminated by the use of a DMX terminator purchased from a 3rd party or from Meteor.

CONNECTION	RJ45 (CAT5e)	5-PIN XLR
Common	WHITE/BROWN(PIN7) & BROWN (PIN 8)	PIN 1
Signal -	ORANGE (PIN 2)	PIN 2
Signal +	WHITE/ORANGE (PIN 1)	PIN 3
Spare	-	PIN 4
Spare	-	PIN 5

**RJ45 Sockets****XLR Sockets**

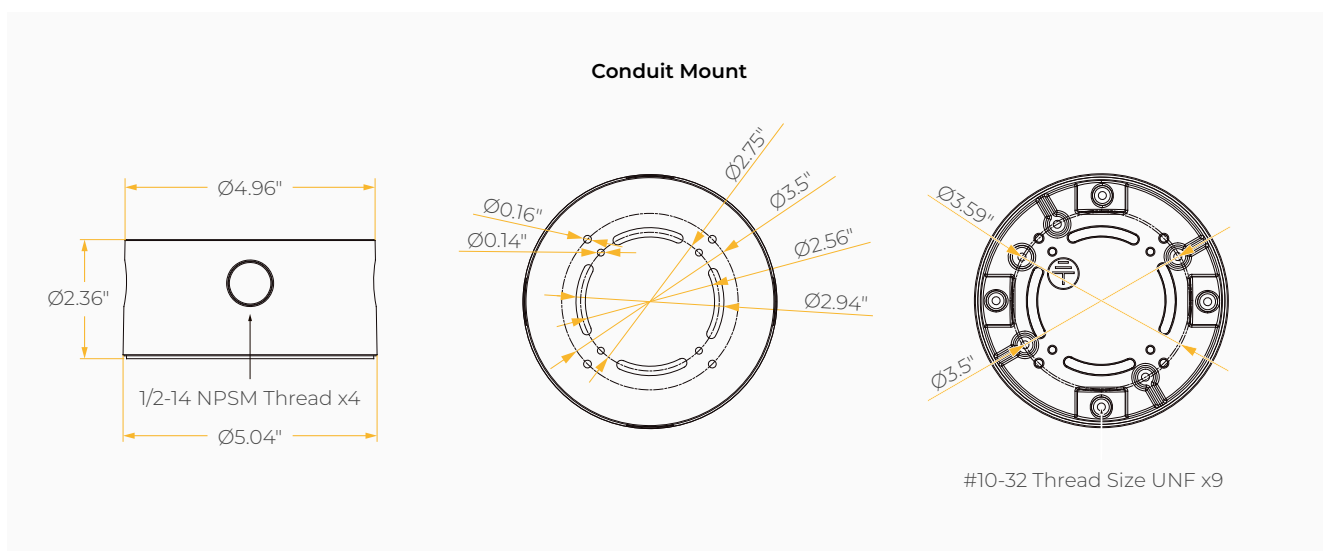
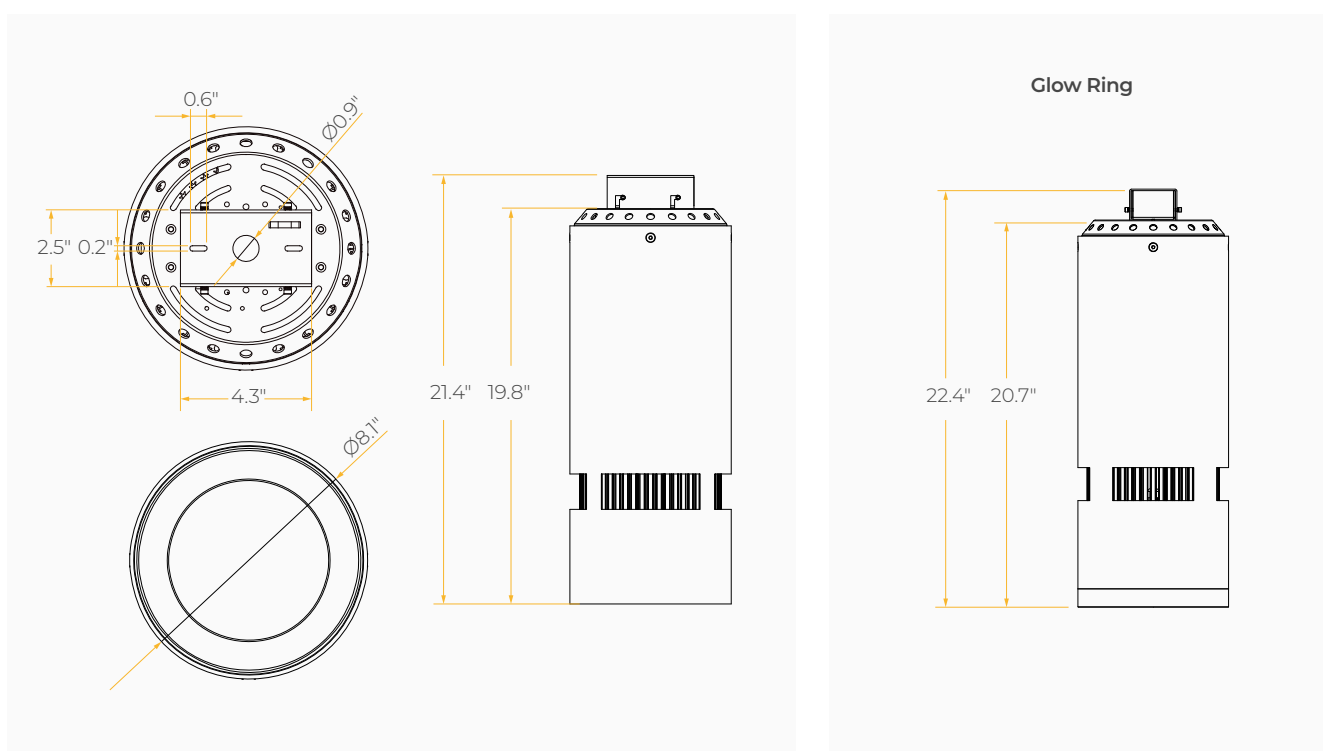
## COMPATIBLE DMX CABLING LIST

DMX uses a cable consisting of two twisted pairs plus a shield to carry data. The cable must be specifically impedance matched for the digital DMX signal, meaning that microphone cable or other non-rated cable **must not be used to carry DMX**. Network cable (Cat5, 5e or 6 cable) may be used to carry DMX in an installation; however special consideration must be given to shielding and termination. Under no circumstances should solid core cable like Cat5 be terminated into a screw down connector.

Meteor recommends the use of Belden 9729 or Belden 9841 for DMX installation. Belden 9729/9841 is a shielded twisted pair cable, which allows for a spare pair for 'out and back' type terminations if needed.

**COMPATIBLE TRC DIMMER LIST**

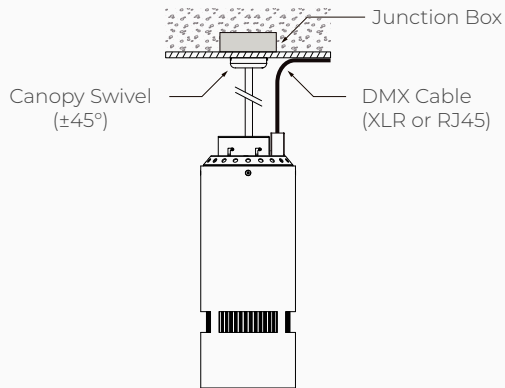
PART NO.					
Lutron DV603P	Lutron DVCL-153P	Lutron DVLV-600P	Lutron TGCL-153P	Lutron S-600P	Lutron FAELV500
Lutron SCL-153P	Lutron MACL-153M	Lutron DVLV-600P	Lutron RRD-6CL	Lutron CT-103P	Lutron MAELV-600
Leviton IPI06-1LZ	Leviton VPI06-ILT	Leviton VPE06	Leviton 6673-10W	Leviton 6161	Leviton LGCL-153PL
Leviton IPL06	Cooper DLC03P-W	Cooper SLC03P	Cooper DAL06P	Cooper AAL06A-C2	

**DIMENSIONS\***

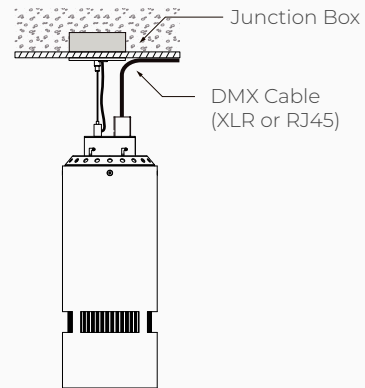
## MOUNTING OPTIONS\*

\*Junction box not included

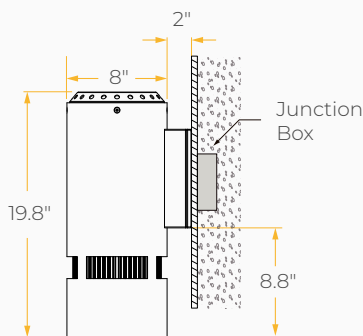
**Stem Mount**



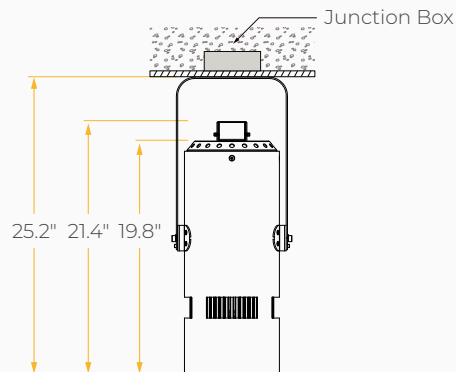
**Sloped Adjustable Cable /  
Adjustable Cable**



**Wall Mount**



**Yoke Mount**



**Surface Mount**

