

ATRIA 8

HIGH-PERFORMANCE VERSATILE CYLINDER

Housing

Diameter : Ø8.1" | Height : 21.5" | Weight : 20 lbs

Material

Housing: High Pressure Die-Cast Aluminum

Optics: Metal Reflector

Power Input

W+RGB:

100W(White=50W, RGB=50W) | 120-277V

160W(White=80W, RGB=80W) | 120-277V

W+Hue:

100W(White=66W, HSV=33W) | 120-277V

150W(White=100W, HSV=50W) | 120-277V

Lumen Output

W+RGB: 5,250 lm (100W), 8,420 lm (160W)

W+Hue: 6,620 lm (100W), 9,940 lm (150W)

Dimming

DMX: High resolution dims to 0.1% (Supports ANSI E1.20 RDM protocol)

Color Quality

CRI 85

Rated Life

> 100,000 Hours (L70)

Finish



Black



White

Color Temperature



3000K



+



/

Archi-Color™

Optics



45°



55°



Wide

Mounting



Stem
Mount



Adjustable
Cable



Yoke
Mount



Wall
Mount



Surface
Mount

Warranty

5 Year limited warranty

Listing



Powerful color changing performance in a new smaller form factor.

The Atria 8 cylinder is a new high-performing cylinder addition to the series, that features the Archi-Color™ W+RGB and W+Hue options. This unique color changing technology offers an enhanced commercially viable option compared to other RGBW options in the market.

Boasting a delivered lumen package of up to 6,700lm in White light, and 4,000 lm in RGB, the Atria 8 is perfectly suited for houses of worship, convention centers, museums, casinos, and theatrical applications.



METEOR

meteor-lighting.com

ATRIA 8

HIGH-PERFORMANCE
VERSATILE CYLINDER

SPECIFICATION

PROJECT NAME

DATE

CATALOG #

QUANTITY

The product configurator function on this page works only with the latest version of Chrome or Adobe Acrobat Reader.

AS8	MODEL	ATRIA 8			
	WATTAGE	100 100W		150 150W	160 160W
	CCT / CRI	308C ¹ 3000K +RGB / CRI 85 Archi-Color™ W+RGB		308U ² 3000K +RGB / CRI 85 Archi-Color™ W+Hue	
UNV	VOLTAGE	UNV 120 – 277V			
	DIMMING	DMX DMX dims to 0.1% (XLR Sockets)		DMXR DMX dims to 0.1% (RJ45 Sockets)	DMXP DMX dims to 0.1% (Terminal Block)
	BEAM ANGLE	45 45°		55 55°	WD ³ Wide
	FINISH	BLK Black		WHT White	
	RIM FINISH	STD Standard		GLR Glow Ring	
	MOUNTING	ST2 Stem 2ft		ST4 Stem 4ft	AD10 Adjustable Cable 10ft
		SAD10 Sloped Adjustable Cable 10ft		YKM Yoke Mount	WLM ⁴ Wall Mount
		SUM Surface Mount			
	ACCESSORIES	SPD ⁵ Surge Protector		HC ⁶ Honeycomb Louver	CT ⁷ Conduit Mount
		FCS Field Cut Stem Adapter Kit			

[↻ CLEAR FORM](#)

¹ Option is only compatible with 100, 160 Wattage options

² Option is only compatible with 100, 150 Wattage options

³ Please factor in change in lumen output of ~20% with WD

⁴ Wall Mount DMX does not include XLR / RJ45 sockets

⁵ Surge protector for up to 10KV. Applicable for unstable mains or facilities using high power machineries

⁶ Please factor in change in lumen output of ~30%

⁷ CT only compatible with ST and AD mounting types

ATRIA 8 HIGH-PERFORMANCE
VERSATILE CYLINDER**TECHNICAL DETAILS**

Electrical

- Archi-Color™ W+RGB:
5,250 lm (100W | White = 50W, RGB = 50W)
8,420 lm (160W | White = 80W, RGB = 80W)
- Archi-Color™ W+Hue:
6,620 lm (100W | White = 66W, HSV = 33W)
9,940 lm (150W | White = 100W, HSV = 50W)
- Power Input: Universal (120-277V)
- Operating Temperature: -13°F~112°F
- Surge Protection: Built-in is 4KV
- Power Factor Greater than 0.9

LED Features

- Color Temperature: 3000K + Archi-Color™ W+RGB / W+Hue
- CRI 85
- Long lasting LED luminaire tested under TM21 lumen maintenance L70 @ 100,000 Hrs
- Lumen Maintenance > 0.90 at 60,000 hours

Optics

- Aluminum Reflector
- Beam Angle: 45°, 55°, WD

Advanced Dimming

- Proprietary VX Driver™ is incorporated to all dimming options for video flicker-free lighting
- DMX: High resolution dims to 0.1%
(Supports ANSI E1.20 RDM protocol)
- DMXP DMX dims to 0.1%
(Terminal Block)

Housing

- Diameter: Ø8.1"
- Height: 21.5"
- Material: High Pressure Aluminum, Metal Reflector
- Weight: 20 lbs

Mounting

- Stem 2ft or 4ft; 45° Swivel Canopy Included
- Adjustable Cable 10ft
- Sloped Adjustable Cable 10ft
- Surface Mount
- Yoke Mount
- Wall Mount

Warranty

- 5-year limited warranty

Listing

- ETL Damp Location Listed
- CE
- UKCA
- FCC

ATRIA 8

HIGH-PERFORMANCE
VERSATILE CYLINDER

PERFORMANCE SUMMARY*

Lumen Performance (W+RGB)				
100W	R	G	B	W
	220lm	1,440lm	130lm	3,460lm
160W	R	G	B	W
	350lm	2,310lm	210lm	5,550lm

Wattage (W+RGB)				
Channel	R	G	B	W
Fixture Wattage				
100W	16W	16W	16W	50W
160W	26W	26W	26W	80W

Lumen Performance (W+Hue)				
100W	R	G	B	W
	350lm	2,120lm	230lm	4,500lm
150W	R	G	B	W
	530lm	3,180lm	350lm	6,760lm

Wattage (W+Hue)		
Channel	HSV*	W
Fixture Wattage		
100W	33W	66W
150W	50W	100W

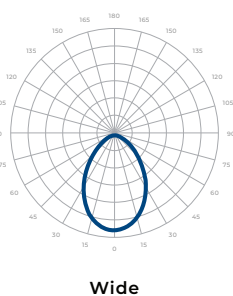
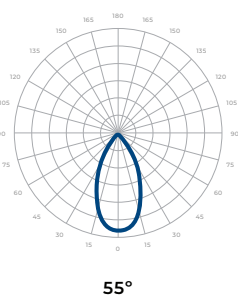
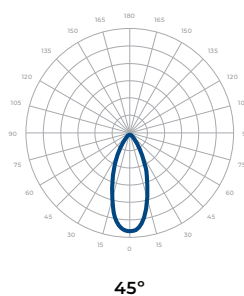
*The output power of any color generated through the three channels of HSV.

*Beam Angle: 55° *Tolerance ±8%

Current Consumption		
Voltage	120V	277V
Fixture Wattage		
100W	0.91A	0.39A
150W	1.4A	0.60A
160W	1.5A	0.64A

PHOTOMETRICS

Below is a typical photometric representation of the Atria 8 fixture. Please download IES files to ensure exact photometric value.



DMX REQUIREMENTS

The Atria 8 Archi-Color™ fixture with DMX is a **four channel dmx** unit. When placing an order, please indicate DMX address. (The DMX address will be listed on the back of the fixture). Do not connect more than 32 fixtures per DMX daisy chain.

DMX Address (W+RGB)				
Channel Fixture	Red Control (ex. X)	Green Control (ex. X+1)	Blue Control (ex. X+2)	White Control (ex. X+3)
#1	1	2	3	4
#2	5	6	7	8
#3	9	10	11	12

DMX Address (W+Hue)				
Channel Fixture	Hue (H)	Saturation (S)	Value / Intensity (V)	White Control (W)*
#1	1	2	3	4
#2	5	6	7	8
#3	9	10	11	12

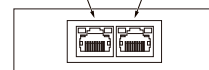
*The White Control channel adjusts the brightness of 3000K LEDs.

DMX REQUIREMENTS

The fixture can be connected with RJ45 or XLR sockets. DMX cables **are not** included; please refer to compatible DMX cabling list for more information. The final fixture on each daisy chain should be terminated by the use of a DMX terminator purchased from a 3rd party or from Meteor.

CONNECTION	RJ45 (CAT5e)	5-PIN XLR
Common	WHITE/BROWN(PIN7) & BROWN (PIN 8)	PIN 1
Signal -	ORANGE (PIN 2)	PIN 2
Signal +	WHITE/ORANGE (PIN 1)	PIN 3
Spare	-	PIN 4
Spare	-	PIN 5

DMX IN DMX OUT



RJ45 Sockets



DMX IN DMX OUT

XLR Sockets

COMPATIBLE DMX CABLING LIST

DMX uses a cable consisting of two twisted pairs plus a shield to carry data. The cable must be specifically impedance matched for the digital DMX signal, meaning that microphone cable or other non-rated cable **must not be used to carry DMX**. Network cable (Cat5, 5e or 6 cable) may be used to carry DMX in an installation; however special consideration must be given to shielding and termination. Under no circumstances should solid core cable like Cat5 be terminated into a screw down connector.

Meteor recommends the use of Belden 9729 or Belden 9841 for DMX installation. Belden 9729/9841 is a two pair cable, which allows for a spare pair for 'out and back' type terminations if needed.

COLOR TEMPERATURE CHART

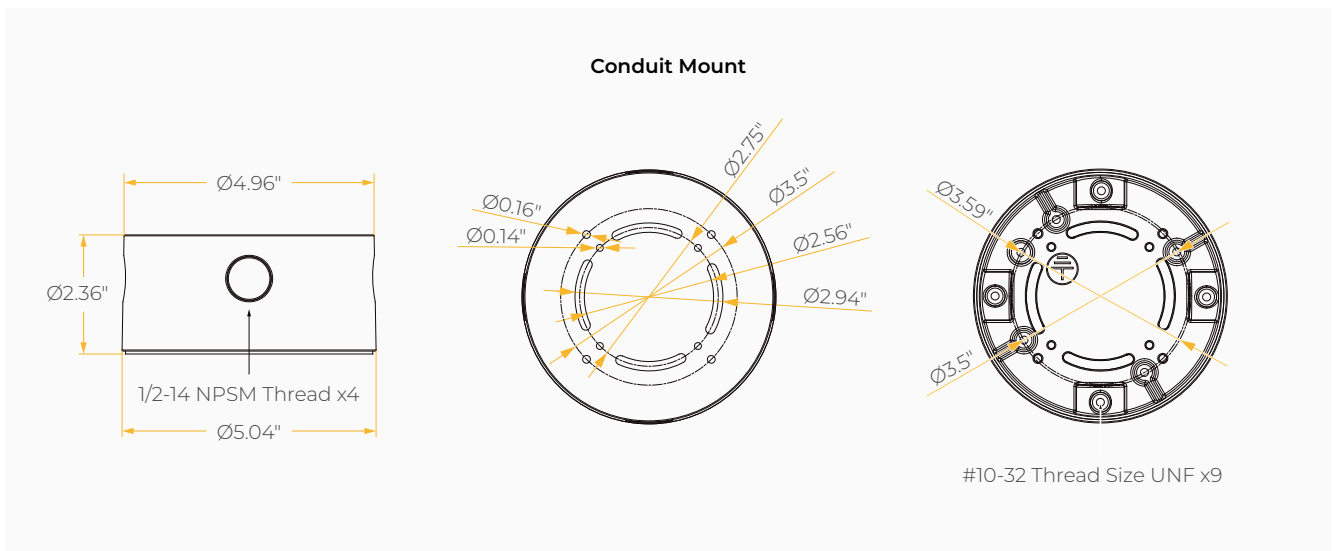
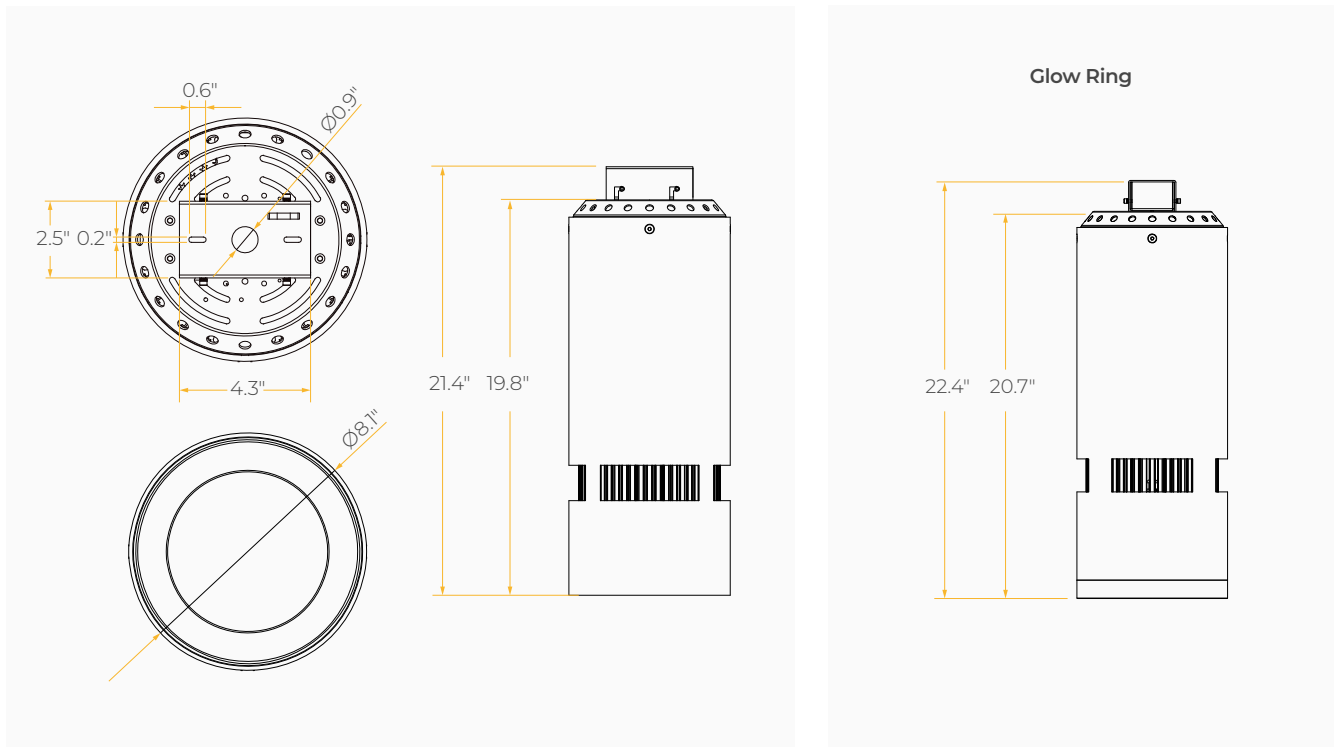
This color temperature chart provides the precise values required to recreate specific color temperatures.

Color Temperature Chart (W+Hue)				
Channel	1	2	3	4
COLOR/CCT	Hue (H)	Saturation (S)	Value / Intensity (V)	White Control (W)*
RED	0	255	255	0
GREEN	85	255	255	0
BLUE	170	255	255	0
1900K	16	255	255	90
2700K	22	255	255	200
3000K	28	255	255	255
3500K	42	225	255	255
4000K	70	165	255	255
4500K	85	150	255	255
5000K	120	215	255	255
6500K	132	255	255	237

*The White Control channel adjusts the brightness of 3000K LEDs.

ATRIA 8 HIGH-PERFORMANCE
VERSATILE CYLINDER

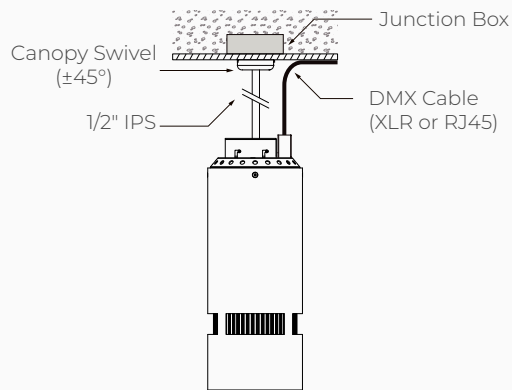
DIMENSIONS*



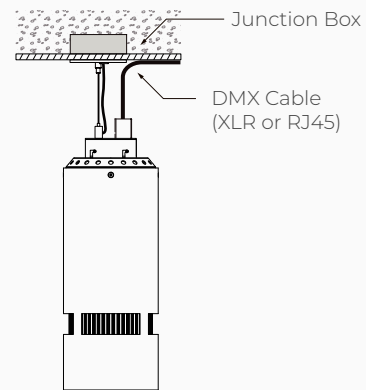
MOUNTING OPTIONS*

*Junction box not included

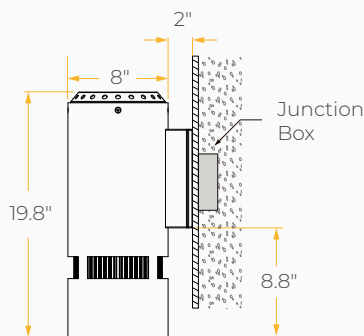
Stem Mount



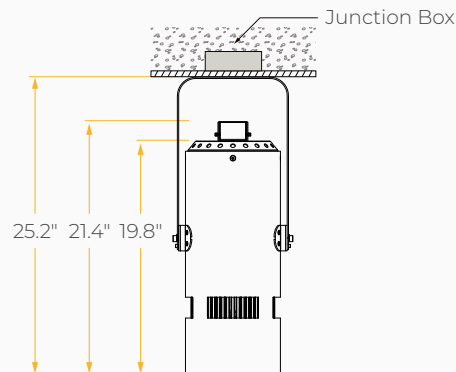
**Sloped Adjustable Cable /
Adjustable Cable**



Wall Mount



Yoke Mount



Surface Mount

