

# ATRIA 4

SPECIFICATION SHEET  
TUNABLE WHITE

## QUIET CYLINDER WITH PRISMATIC LENS

### Housing

Diameter : Ø4.8" | Height : 12.6" | Weight : 8 lbs

### Material

Housing: High Pressure Die-Cast Aluminum  
Lens: Clear Polycarbonate

### Power Input

15W, 25W, 35W, 45W | 120-277V

### Lumen Output

1,750 lm (15W), 2,460 lm (25W), 2,870 lm (35W), 3,370 lm (45W)

### Dimming

Superior 0-10V : Dims to 1%  
DMX : High resolution dims to 0.1%

### Color Quality

CRI 85+

### Rated Life

> 60,000 Hours (L70)

### Finish



Black



White

### Color Temperature



ColorFlip™ Tunable White  
2700K ~° 6500K

### Optics



40°



60°



Wide

### Mounting



Stem  
Mount



Adjustable  
Cable



Wall  
Mount



Yoke  
Mount



Surface  
Mount

### Warranty

5 Year limited warranty

### Listing



Masterfully engineered and aesthetically refined.

The Atria 4 is a high-performing cylinder for mixed applications. The cylinder is compatible with our ColorFlip™ color-changing technologies, and feature decorative options in the glow ring and mid-lit reveal.

A prismatic lens offers superior light transmission and minimizes glare.



METEOR

meteor-lighting.com

**SPECIFICATION**

<b>PROJECT NAME</b>	<b>DATE</b>
<input type="text"/>	<input type="text"/>
<b>CATALOG #</b>	<b>QUANTITY</b>
<input type="text"/>	<input type="text"/>

<b>AS4</b>	<b>MODEL</b>	<b>ATRIA 4</b>		
<input type="text"/>	<b>WATTAGE</b>	<b>15</b> 15W <b>45</b> 45W	<b>25</b> 25W	<b>35</b> 35W
<b>TNW</b>	<b>CCT / CRI</b>	<b>TNW</b> 2700K – 6500K		
<b>UNV</b>	<b>VOLTAGE</b>	<b>UNV</b> 120 – 277V		
<input type="text"/>	<b>DIMMING</b>	<b>SPV</b> Superior 0-10V dims to 1%	<b>DMX</b> DMX dims to 0.1% (XLR Sockets)	<b>DMX(RJ45)</b> DMX dims to 0.1% (RJ45 Sockets)
<input type="text"/>	<b>BEAM ANGLE</b>	<b>40</b> 40°	<b>60</b> 60°	<b>WD<sup>1</sup></b> Wide
<input type="text"/>	<b>FINISH</b>	<b>BLK</b> Black	<b>WHT</b> White	
<input type="text"/>	<b>RIM FINISH</b>	<b>STD</b> Standard Trim	<b>GLR</b> Glow Ring	<b>MLT</b> Mid-Lit Trim
<input type="text"/>	<b>MOUNTING</b>	<b>SUM</b> Surface Mount <b>AD10</b> Adjustable Cable 10ft <b>SAD10</b> Sloped Adjustable Cable 10ft	<b>ST2</b> Stem 2ft <b>WLM<sup>2</sup></b> Wall Mount	<b>ST4</b> Stem 4ft <b>YKM</b> Yoke Mount
<input type="text"/>	<b>ACCESSORIES</b>	<b>NO</b> No Accessories <b>CT<sup>4</sup></b> Conduit Mount	<b>DF<sup>3</sup></b> Diffuser <b>FCS</b> Field Cut Stem Adapter Kit	<b>EMP</b> Remote Emergency Pack

<sup>1</sup> Please factor in change in lumen output of -12% with WD  
<sup>2</sup> Wall Mount DMX wiring is through 3 DMX Positive / Negative / Common wires  
<sup>3</sup> Please factor in change in lumen output with diffuser (-20% with WD; -12% with other degrees)  
<sup>4</sup> CT only compatible with ST and AD mounting types

**TECHNICAL DETAILS**

**Electrical**

- 1,750 lm (15W), 2,460 lm (25W)
- 2,870 lm (35W), 3,370 lm (45W)
- Power Input: Universal (120-277V)
- Operating Temperature: -13°F~104°F
- Surge Protection: Built-in is 2.5KV
- Emergency Pack with Mounting Plate: Bodine BSL20B2UEK55CIII
- Power Factor Greater than 0.9

**LED Features**

- ColorFlip™ Tunable White 2700K ~° 6500K
- CRI 85+
- Long lasting LED luminaire tested under TM21 lumen maintenance L70 @ 100,000 Hrs
- Lumen Maintenance > 0.90 at 60,000 hours

**Optics**

- Precision molded high transmittance clear PC lens
- Beam Angle: 40°, 60°, Wide

**Advanced Dimming**

- Proprietary VX Driver™ is incorporated to all dimming options for video flicker-free lighting
- Superior 0-10V: Dims to 1%
- DMX: High resolution dims to 0.1% (Supports ANSI E1.20 RDM protocol)

**Housing**

- Diameter: Ø4.8"
- Height: 12.6"
- Material: High Pressure Die-Cast Aluminum, PC Lens
- Weight: 8 lbs

**Mounting**

- Stem 2ft or 4ft; 45° Swivel Canopy Included
- Adjustable Cable 10ft
- Surface Mount
- Wall Mount
- Yoke Mount
- Sloped Adjustable Cable 10ft

**Warranty**

- 5-year limited warranty

**Listing**

- ETL Damp Location Listed
- CE
- FCC
- UKCA
- Energy Star Rated

**PERFORMANCE SUMMARY\***

ColorFlip™	2700K	3000K	3500K	4000K	4500K	5000K	5700K	6500K
<b>DMX</b> CCT Signal (%)	0%	10%	25%	45%	60%	70%	85%	100%
<b>0-10V</b> CCT Voltage	0	1	2.5	4.5	6	7	8.5	10
<b>15W</b>	1,545lm	1,585lm	1,630lm	1,670lm	1,690lm	1,710lm	1,730lm	1,750lm
<b>25W</b>	2,175lm	2,185lm	2,200lm	2,210lm	2,270lm	2,335lm	2,400lm	2,460lm
<b>35W</b>	2,545lm	2,630lm	2,720lm	2,800lm	2,820lm	2,835lm	2,855lm	2,870lm
<b>45W</b>	2,985lm	3,085lm	3,190lm	3,290lm	3,310lm	3,330lm	3,350lm	3,370lm
<b>CRI</b>	<b>85</b>	<b>86</b>	<b>87</b>	<b>88</b>	<b>89</b>	<b>88</b>	<b>87</b>	<b>86</b>

\*Lumen Multiplier 40° 60° baseline 0.82

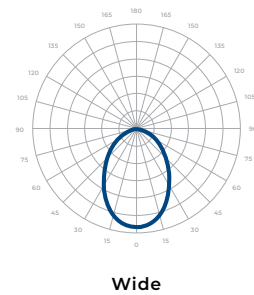
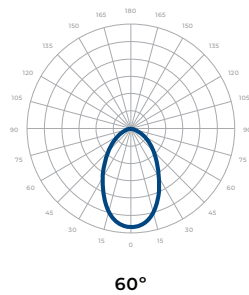
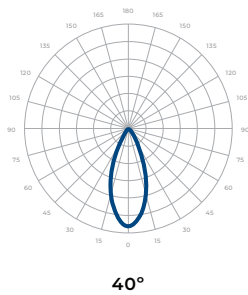
**PERFORMANCE SUMMARY\***

Current Consumption		
WATTAGE / VOLT	120V	277V
15W	0.17A	0.08A
25W	0.23A	0.11A
35W	0.34A	0.15A
45W	0.45A	0.2A

Emergency Pack Lumen Output Table				
CCT	2700K	3000K	4000K	5000K
LUMEN	1,640lm	1,760lm	1,890lm	1,950lm

**PHOTOMETRICS**

Below is a typical photometric representation of the Atria 4 fixture. Please download IES files to ensure exact photometric value.



**DMX REQUIREMENTS**

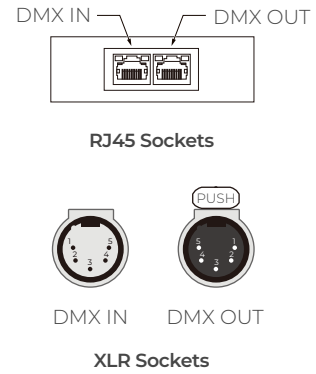
The Atria 4 Tunable White fixture with DMX unit has **two channels** per fixture (1 to control intensity, 1 to control color). When placing an order, please indicate DMX address. (The DMX address will be listed on the back of the fixture). Do not connect more than 32 fixtures per DMX daisy chain.

Fixture	DMX Address	
	Intensity Control (ex. X)	Color Control (ex. X+1)
#1	1	2
#2	3	4
#3	5	6

The fixture can be connected with RJ45 or XLR sockets. DMX cables **are not** included; please refer to compatible DMX cabling list for more information. The final fixture on each daisy chain should be terminated by the use of a DMX terminator purchased from a 3rd party or from Meteor.

**DMX REQUIREMENTS**

CONNECTION	RJ45 (CAT5e)	5-PIN XLR
Common	WHITE/BROWN(PIN7) & BROWN (PIN 8)	PIN 1
Signal -	ORANGE (PIN 2)	PIN 2
Signal +	WHITE/ORANGE (PIN 1)	PIN 3
Spare	-	PIN 4
Spare	-	PIN 5

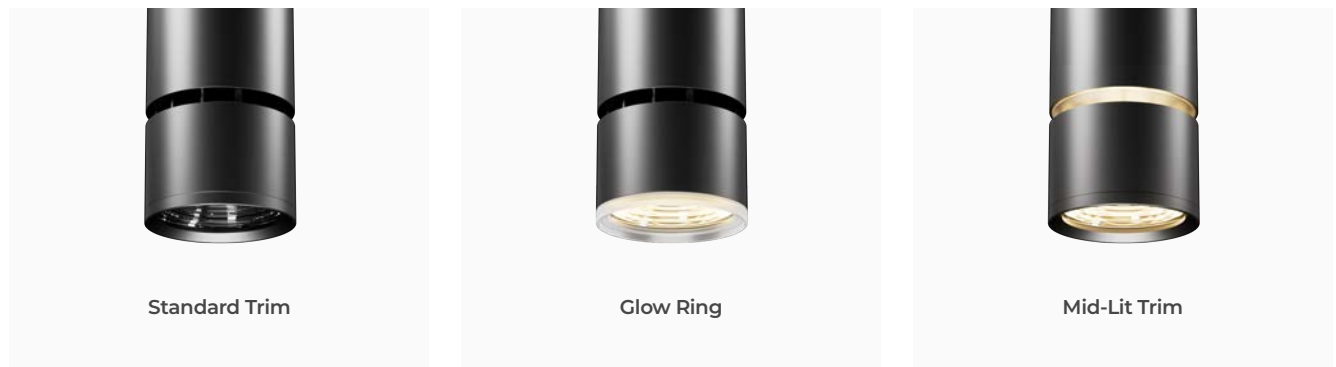


**COMPATIBLE DMX CABLING LIST**

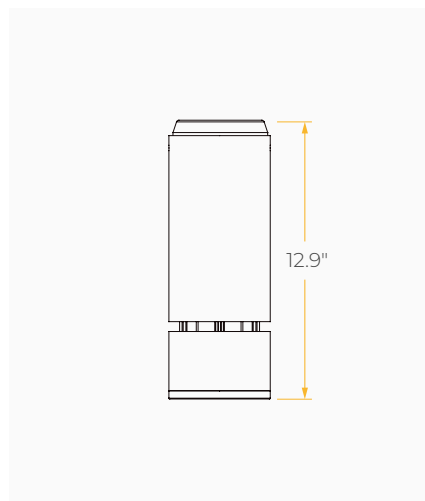
DMX uses a cable consisting of two twisted pairs plus a shield to carry data. The cable must be specifically impedance matched for the digital DMX signal, meaning that microphone cable or other non-rated cable **must not be used to carry DMX**. Network cable (Cat5, 5e or 6 cable) may be used to carry DMX in an installation; however special consideration must be given to shielding and termination. Under no circumstances should solid core cable like Cat5 be terminated into a screw down connector.

Meteor recommends the use of Belden 9729 for DMX installation. Belden 9729 is a two pair cable, which allows for a spare pair for 'out and back' type terminations if needed.

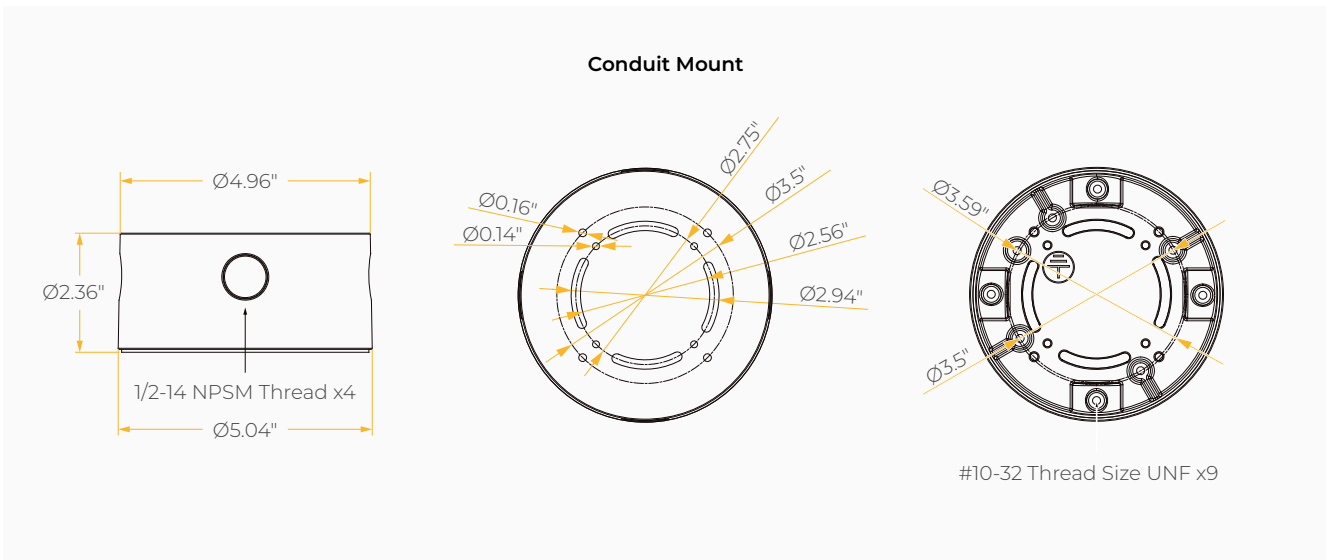
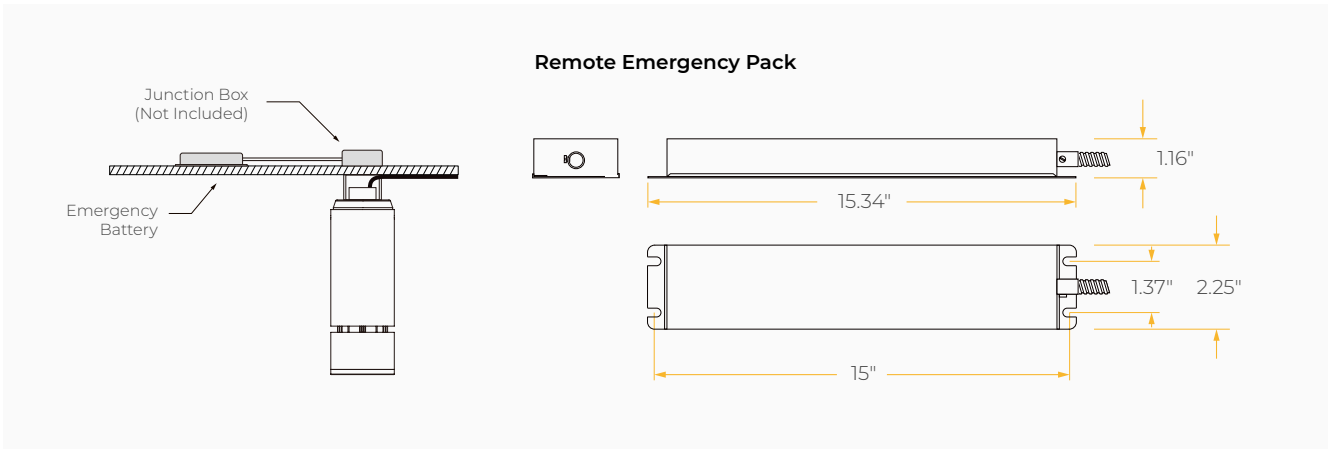
**DIMENSIONS**



**DIMENSIONS**

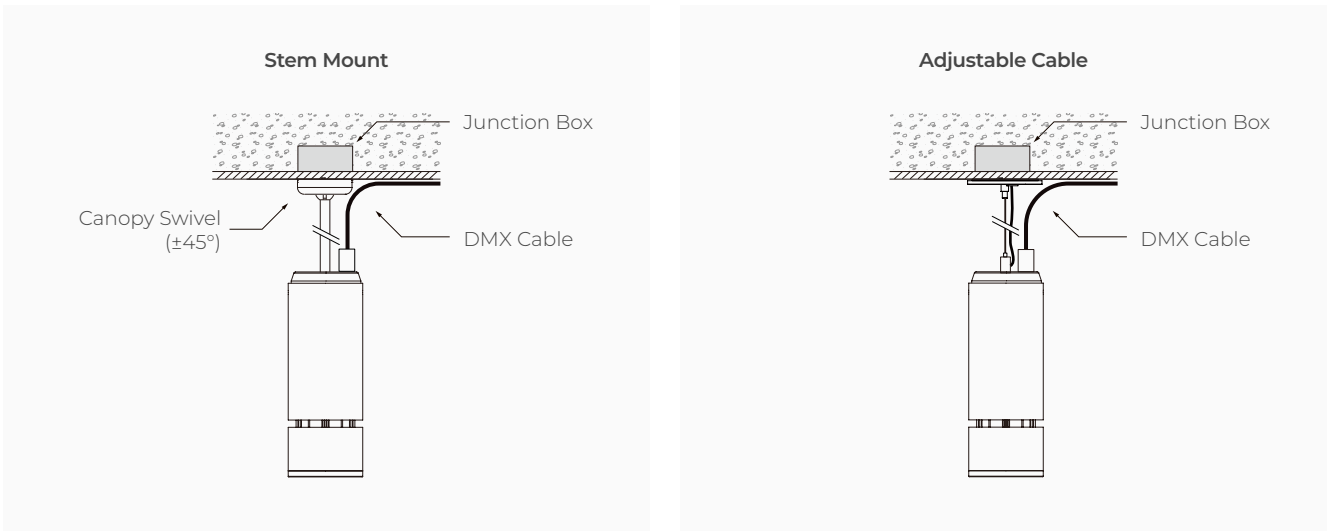


**DIMENSIONS**



**MOUNTING OPTIONS\***

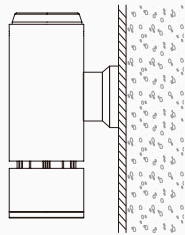
\*Junction box not included



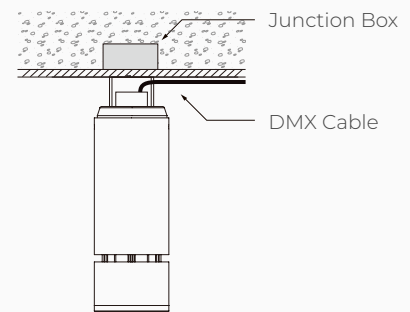
**MOUNTING OPTIONS\***

\*Junction box not included

Wall Mount



Surface Mount



Yoke Mount

