

# Atria 4 - Tunable White Version



Architectural 4-inch aperture cylinder utilizing Meteor Lighting's proprietary ColorFlip™ Tunable White solution for 2700 K to 6500 K color tuning. Compatible with 0-10V, DALI and DMX control systems. Lumen package range of 1545 lm – 3370 lm. Damp location rated for indoor use only.



Quantity		Type	
Project		Note	

## Delivered Lumens\*

ColorFlip™	2700K	3000K	3500K	4000K	4500K	5000K	5700K	6500K	*Lumen Multiplier 40° 60° baseline 0.82
<b>DMX</b> CCT Signal (%)	0%	10%	25%	45%	60%	70%	85%	100%	
<b>0-10V</b> CCT Voltage	0	1	2.5	4.5	6	7	8.5	10	
45W	2985 lm	3085 lm	3190 lm	3290 lm	3310 lm	3330 lm	3350 lm	3370 lm	
35W	2543 lm	2628 lm	2717 lm	2802 lm	2819 lm	2836 lm	2853 lm	2870 lm	
25W	2175 lm	2185 lm	2200lm	2210 lm	2270 lm	2335 lm	2400 lm	2460 lm	
15W	1545 lm	1585 lm	1630lm	1670 lm	1690 lm	1710 lm	1730 lm	1750 lm	
<b>CRI</b>	<b>85</b>	<b>86</b>	<b>87</b>	<b>88</b>	<b>89</b>	<b>88</b>	<b>87</b>	<b>86</b>	

## Electrical System

- 15W, 25W, 35W, 45W
- Power Input: Universal (120-277V)
- Operating Temperature: -13°F~104°F
- Surge Protection: 2.5KV
- Remote Emergency Pack: Bodine BSL20B2UEK55C1I1
- Power Factor Greater than 0.9

## LED Technology

- ColorFlip™ (CCT Range: 2700K ↔ 6500K)
- 85+ CRI
- Beam Angle: 40°, 60°, WD
- Glowing Ring Option
- Rated Life > 60,000 Hours (L70)

## Advanced Dimming

(Proprietary VX Driver is incorporated to all dimming options for video flicker-free lighting)

- DMX: High resolution dimming to 0.1%
- 2, DMX Channel fixture (1 for Intensity, 1 for CCT)
- Supports ANSI E1.20 RDM protocol)

Superior 0-10V: dims to 1%

- 2, 0-10V Channel fixture (1 for Intensity, 1 for CCT)

DALI: dims to 10%

## How To Specify:

## Housing

- Diameter: 4.8" (122mm)
- Height: 12.6" (320mm)
- Material: Aluminum
- Weight: 8 lbs.

## Mounting

- Surface Mount
- Stem 2ft or 4ft; 45° Swivel Canopy Included
- Adjustable Aircraft Cable 10ft
- Sloped Adjustable Aircraft Cable 10ft
- Catenary Mount
- Yoke Mount

## Warranty

- 5 year limited warranty

## Listing

- ETL Damp Location Listed
- FCC
- CE



# Atria 4 - Tunable White Version



**Ordering Example: AS4-65-TNW-UNV-DMX-40-GLR-WHT-AD10**

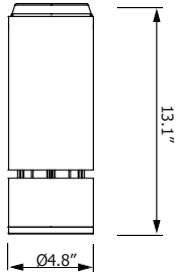
**4-5 weeks lead time on over 75% of specifications.**

Model	Wattage	CCT / CRI	Voltage	Dimming
<b>AS4</b>			UNV	
AS4	<b>15</b> 15W	<b>TNW</b> 2700K-6500K	<b>UNV</b> 120-277V	<b>SPV</b> Superior 0-10V dims to 1% <b>DMX</b> DMX dims to 0.1% (XLR Sockets) <b>DMX(RJ45)</b> DMX dims to 0.1% (RJ45 Sockets) <b>DALI<sup>1</sup></b> DALI dims to 10%  <sup>1</sup> Option is not compatible with 65W.
Atria 4	<b>25</b> 25W			
	<b>35</b> 35W			
	<b>45</b> 45W			

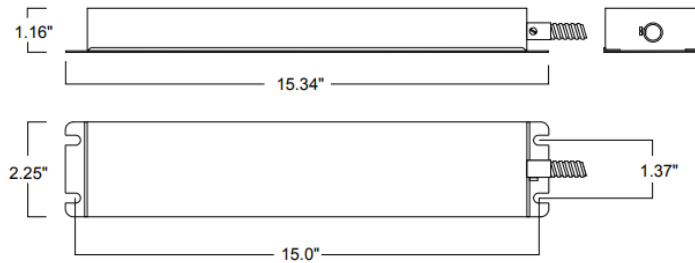
Beam Angle	Finish	Rim Finish	Mounting	Accessories
<b>40</b> 40°	<b>BLK</b> Black <b>WHT</b> White	<b>STD</b> Standard Trim   <b>GLR</b> Glow Trim   <b>MLT</b> Mid-Lit Trim 	<b>SUM</b> Surface Mount <b>ST2</b> Stem 2ft <b>ST4</b> Stem 4ft <b>AD10</b> Adjustable Cable 10ft <b>SAD10</b> Sloped Adjustable Cable 10ft <b>YKM</b> Yoke Mount	<b>DF*</b> Diffuser <b>EMP</b> Remote Emergency Pack  *Please factor in change in lumen output with diffuser. (-20% with WD; -12% with other degrees).
<b>60</b> 60°				
<b>WD*</b> WIDE				

# Atria 4 - Tunable White Version

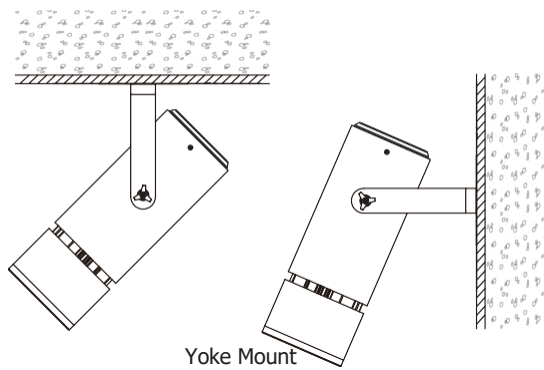
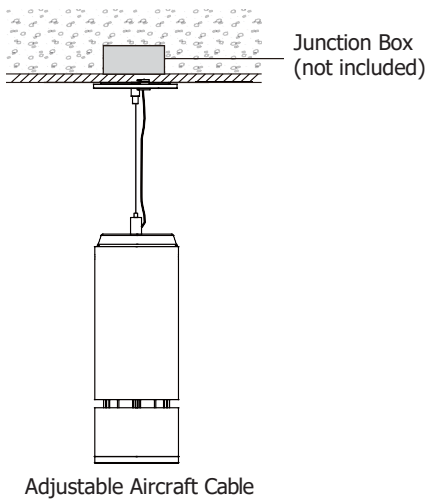
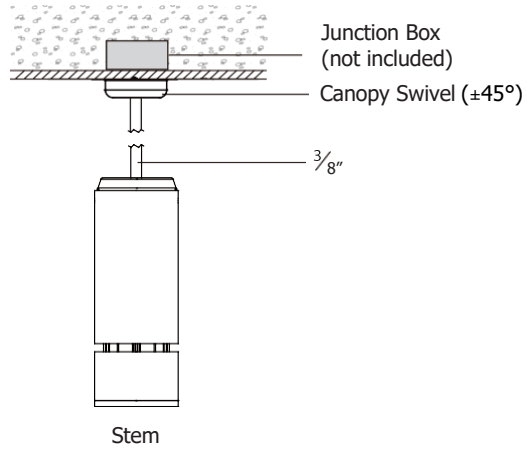
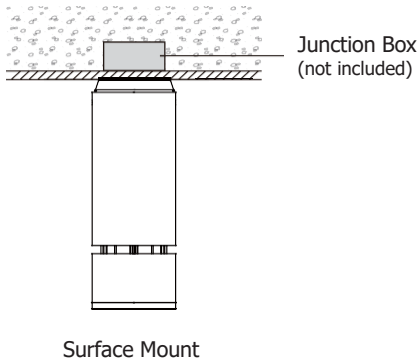
## Dimensions



## Remote Emergency Pack



## Mounting Options



# Atria 4 - Tunable White Version (ColorFlip™)

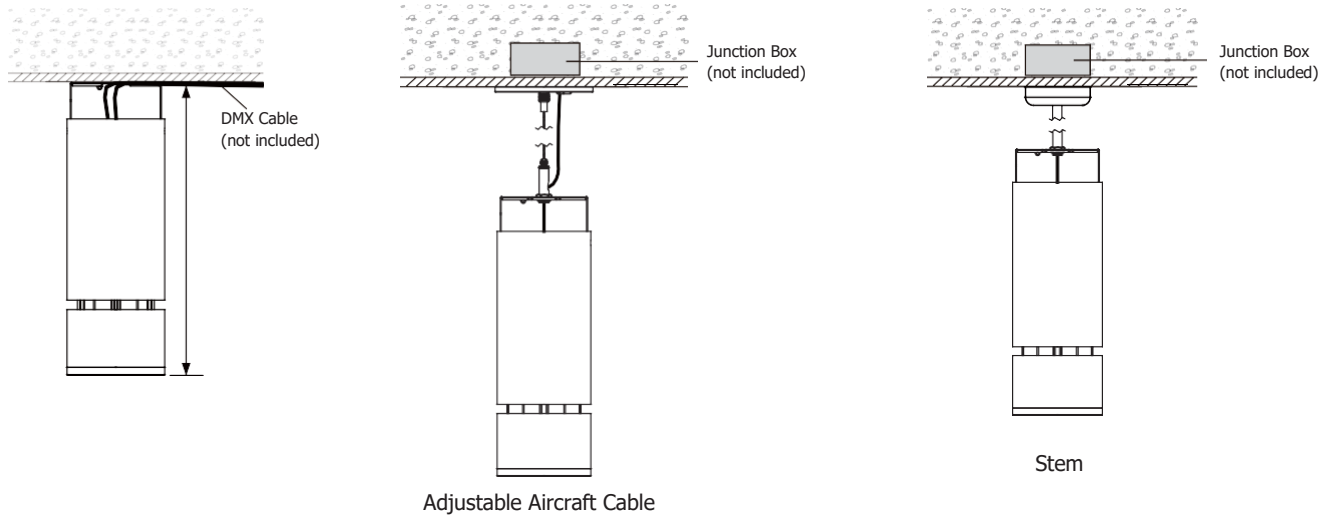


## DMX Requirements\*

Each Atria 4 DMX unit has TWO CHANNELS per fixture (1 to control intensity, 1 to control color).  
 Fixture will be controlled by DMX number controlling intensity. We do not recommend more than 32 fixtures per DMX daisy chain.  
 When placing order, please indicate DMX address (refer to DMX Address example below). DMX address will be listed on the back of each fixture.

Fixture	DMX Address	
	Intensity Control (ex. X)	Color Control (ex. X+1)
#1	1	2
#2	3	4
#3	5	6

The LED fixture provide RJ45 Socket or XLR socket to connect. (DMX cable NOT included.)  
 The final fixture should be terminated by the use of DMX Terminator (by others).

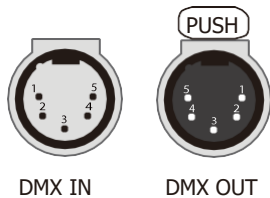


### RJ45 Sockets

DMX IN      DMX OUT



### XLR Sockets



CONNECTION	RJ45 (CAT5e)	5-PIN XLR
Common	WHITE/BROWN(PIN7) & BROWN (PIN 8)	PIN 1
Signal -	ORANGE (PIN 2)	PIN 2
Signal +	WHITE/ORANGE (PIN 1)	PIN 3
Spare	-	PIN 4
Spare	-	PIN 5

### Compatible DMX Cabling List

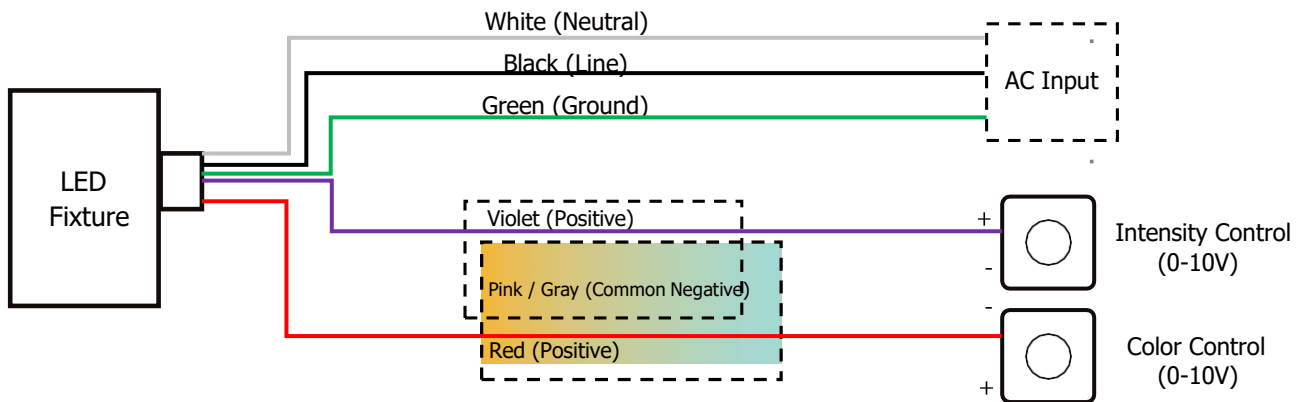
DMX uses a cable consisting of two twisted pairs plus a shield to carry data. The cable must be specifically impedance matched for the digital DMX signal, meaning that microphone cable or other non-rated cable **must not be used to carry DMX**. Network cable (Cat5, 5e or 6 cable) may be used to carry DMX in an installation; however special consideration must be given to shielding and termination. Under no circumstances should solid core cable like Cat5 be terminated into a screw down connector.

Meteor recommends the use of Belden 9729 for DMX installation. Belden 9729 is a two pair cable, which allows for a spare pair for 'out and back' type terminations if needed. Below is a list of other compatible Belden cables.

### Emergency Pack Lumen Output Table

CCT	2700K	3000K	4000K	5000K
Lumen	1640 lm	1760 lm	1890 lm	1950 lm

### Superior 0-10V Wiring Diagram



### DMX Wiring Diagram

