

# ATRIA 10

## POWERFUL COLOR CHANGING CYLINDER

SPECIFICATION SHEET  
WARM DIM

### Housing

Diameter : Ø9.4" | Height : 20.5" | Weight : 30 lbs

### Material

Housing: High Pressure Die-Cast Aluminum

Optics: Metal Reflector

### Power Input

80W, 110W, 140W, 180W, 220W | 120-277V

### Lumen Output

6,200 lm (80W), 8,500 lm (110W), 10,700 lm (140W),  
13,500 lm (180W), 16,100 lm (220W)

### Dimming

Superior 0-10V: dim to 1 %

DMX: High resolution dims to 0.1% (Supports ANSI E1.20 RDM protocol)

### Color Quality

CRI 85+

### Rated Life

> 60,000 Hours (L70)

### Finish



Black



White

### Color Temperature



ColorFlip™ Warm Dim  
1900K ↔ 3000K

### Optics



45°



55°



Wide

### Mounting



Stem  
Mount



Adjustable  
Cable



Wall  
Mount



Yoke  
Mount

### Warranty

5 Year limited warranty

### Listing



Masterfully engineered and  
aesthetically refined.

The Atria 10 cylinder is compatible with our ColorFlip™ Warm Dim technology from 1900K - 3000K CCT. Available in simple 0-10V controls, or DMX, it is the perfect contemporary solution for Retail venues, Hospitality, and convention centers.



METEOR

[meteor-lighting.com](https://meteor-lighting.com)

**SPECIFICATION**

PROJECT NAME

DATE

CATALOG #

QUANTITY

|             |                    |   |   |  |
|-------------|--------------------|---|---|--|
| <b>AS10</b> | <b>MODEL</b>       | <b>ATRIA 10</b>   |   |  |
|             | <b>WATTAGE</b>     | <b>80</b> 80W<br><b>180</b> 180W                                    | <b>110</b> 110W<br><b>220</b> 220W  | <b>140</b> 140W  |
| <b>WDIM</b> | <b>CCT / CRI</b>   | <b>WDIM</b> 1900K-3000K   |   |  |
| <b>UNV</b>  | <b>VOLTAGE</b>     | <b>UNV</b> 120 – 277V   |   |  |
|             | <b>DIMMING</b>     | <b>SPV</b> Superior 0-10V dims to 1%                                | <b>DMX</b> DMX dims to 0.1%<br>(XLR Sockets)  | <b>DMX(RJ45)</b> DMX dims to 0.1%<br>(RJ45 Sockets)        |
|             | <b>BEAM ANGLE</b>  | <b>45</b> 45°   | <b>55</b> 55°   | <b>WD<sup>1</sup></b> Wide                                 |
|             | <b>FINISH</b>      | <b>BLK</b> Black  | <b>WHT</b> White  |  |
|             | <b>MOUNTING</b>    | <b>ST2</b> Stem 2ft<br><b>SAD10</b> Sloped Adjustable<br>Cable 10ft | <b>ST4</b> Stem 4ft<br><b>WLM<sup>2</sup></b> Wall Mount                                    | <b>AD10</b> Adjustable Cable 10ft<br><b>YKM</b> Yoke Mount |
|             | <b>ACCESSORIES</b> | <b>NO</b> No Accessories<br><b>CT<sup>5</sup></b> Conduit Mount     | <b>SPD<sup>3</sup></b> Surge Protector<br><b>FCS<sup>6</sup></b> Field Cut Stem Adapter Kit | <b>HC<sup>4</sup></b> Honeycomb Louver                     |

<sup>1</sup> Please factor in change in lumen output with WD -20%

<sup>2</sup> Wall Mount DMX wiring is through 3 DMX wires (Positive / Negative / Common)

<sup>3</sup> Surge protector for up to 10KV. Applicable for unstable mains or facilities using high power machineries.

<sup>4</sup> Please factor in change in lumen output of -30%

<sup>5</sup> CT only compatible with ST and AD mounting types

<sup>6</sup> Option is not compatible with outdoor or natatorium configurations

## TECHNICAL DETAILS

---

### Electrical

- 6,200 lm (80W)
- 8,500 lm (110W)
- 10,700 lm (140W)
- 13,500 lm (180W)
- 16,100 lm (220W)
- Power Input: Universal (120-277V)
- Operating Temperature: -13°F~112°F
- Surge Protection: Built-in is 4KV
- Power Factor Greater than 0.9

### LED Features

- ColorFlip™ Warm Dim 1900K ↔ 3000K
- CRI 85+
- Long lasting LED luminaire tested under TM21 lumen maintenance L70 @ 100,000 Hrs
- Lumen Maintenance > 0.90 at 60,000 hours

### Optics

- Precision molded high transmittance clear PC lens
- Beam Angle: 45°, 55°, WD

### Advanced Dimming

- Proprietary VX Driver™ is incorporated to all dimming options for video flicker-free lighting
- Superior 0-10V : Dims to 1 %
- DMX : High resolution dims to 0.1%  
(Supports ANSI E1.20 RDM protocol)

### Housing

- Diameter: Ø9.4"
- Height: 20.5"
- Material: High Pressure Die-Cast Aluminum, Metal Reflector
- Weight: 30 lbs

### Mounting

- Stem 2ft or 4ft; 45° Swivel Canopy Included
- Adjustable Cable 10ft
- Sloped Adjustable Cable 10ft
- Wall Mount
- Yoke Mount

### Warranty

- 5-year limited warranty

### Listing

- ETL Wet Location Listed
- CE
- UKCA
- FCC

## PERFORMANCE SUMMARY\*

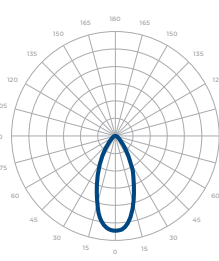
| Warm Dim              | 1900K |         |         |         |          | 3000K    |
|-----------------------|-------|---------|---------|---------|----------|----------|
| DMX<br>CCT Signal (%) | 7%    | 20%     | 40%     | 60%     | 80%      | 100%     |
| 0-10V<br>CCT Voltage  | 0.7   | 2       | 4       | 6       | 8        | 10       |
| 80W                   | 125lm | 560lm   | 1,675lm | 3,160lm | 4,775lm  | 6,200lm  |
| 110W                  | 170lm | 765lm   | 2,295lm | 4,335lm | 6,545lm  | 8,500lm  |
| 140W                  | 215lm | 960lm   | 2,890lm | 5,460lm | 8,240lm  | 10,700lm |
| 180W                  | 270lm | 1,215lm | 3,645lm | 6,885lm | 10,395lm | 13,500lm |
| 220W                  | 320lm | 1,450lm | 4,350lm | 8,210lm | 12,400lm | 16,100lm |

\*Tolerance $\pm$ 8%

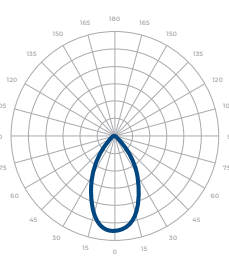
| Current Consumption |       |       |
|---------------------|-------|-------|
| WATTAGE / VOLT      | 120V  | 277V  |
| 80W                 | 0.73A | 0.32A |
| 110W                | 1.01A | 0.44A |
| 140W                | 1.28A | 0.56A |
| 180W                | 1.65A | 0.71A |
| 220W                | 2.02A | 0.87A |

## PHOTOMETRICS

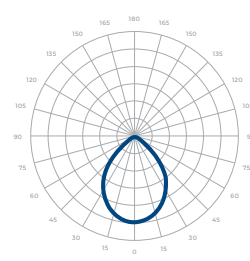
Below is a typical photometric representation of the Atria 10 fixture. Please download IES files to ensure exact photometric value.



45°



55°



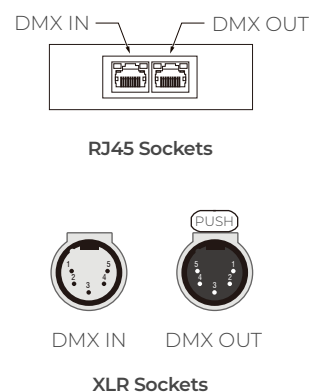
Wide

## DMX REQUIREMENTS

The Atria 10 fixture with DMX is a **single channel dmx** unit that dims both intensity and color temperature between 1900K <-> 3000K. When placing an order, please indicate DMX address. (The DMX address will be listed on the back of the fixture). Do not connect more than 32 fixtures per DMX daisy chain.

The fixture can be connected with RJ45 or XLR sockets. DMX cables **are not** included; please refer to compatible DMX cabling list for more information. The final fixture on each daisy chain should be terminated by the use of a DMX terminator purchased from a 3rd party or from Meteor.

| CONNECTION | RJ45 (CAT5e)                      | 5-PIN XLR |
|------------|-----------------------------------|-----------|
| Common     | WHITE/BROWN(PIN7) & BROWN (PIN 8) | PIN 1     |
| Signal -   | ORANGE (PIN 2)                    | PIN 2     |
| Signal +   | WHITE/ORANGE (PIN 1)              | PIN 3     |
| Spare      | -                                 | PIN 4     |
| Spare      | -                                 | PIN 5     |

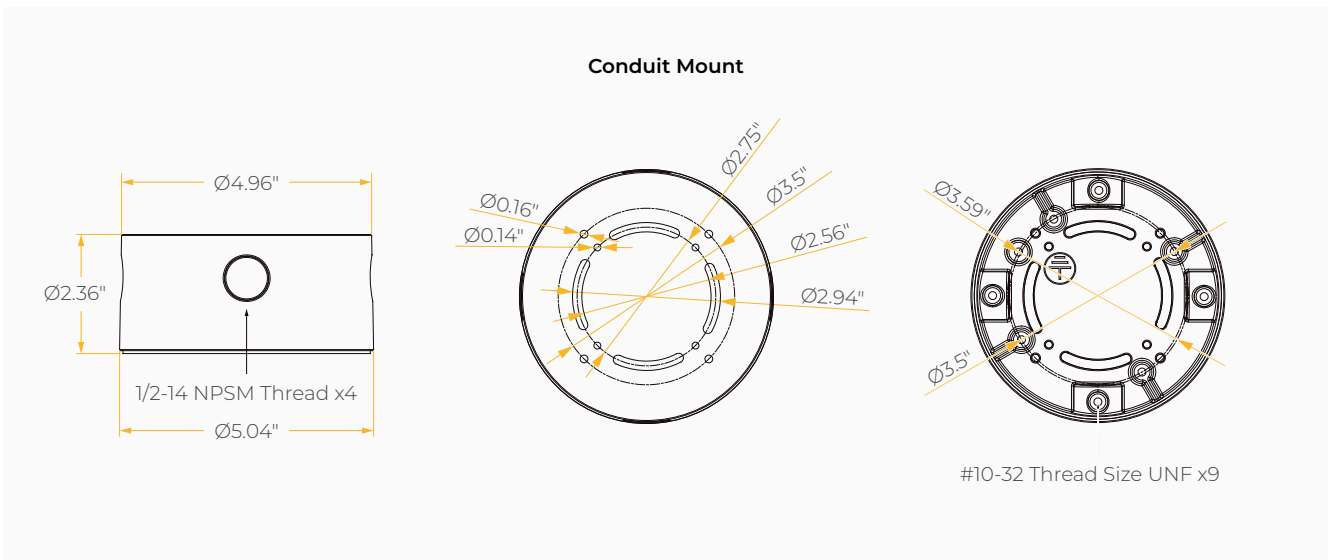
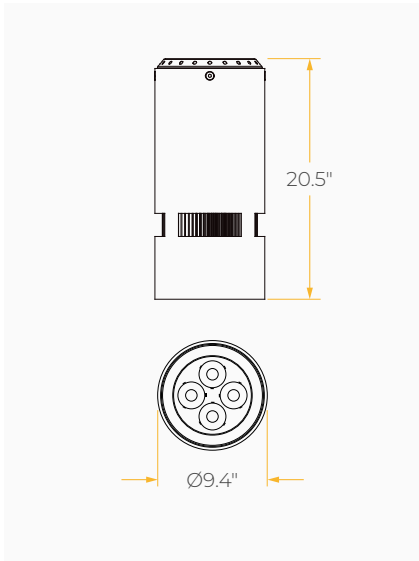


## COMPATIBLE DMX CABLING LIST

DMX uses a cable consisting of two twisted pairs plus a shield to carry data. The cable must be specifically impedance matched for the digital DMX signal, meaning that microphone cable or other non-rated cable **must not be used to carry DMX**. Network cable (Cat5, 5e or 6 cable) may be used to carry DMX in an installation; however special consideration must be given to shielding and termination. Under no circumstances should solid core cable like Cat5 be terminated into a screw down connector.

Meteor recommends the use of Belden 9729 or Belden 9841 for DMX installation. Belden 9729/9841 is a shielded twisted pair cable, which allows for a spare pair for 'out and back' type terminations if needed.

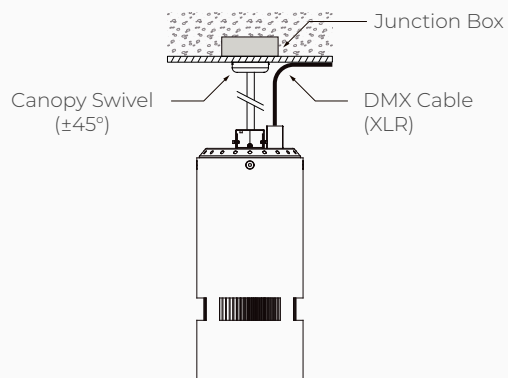
## DIMENSIONS



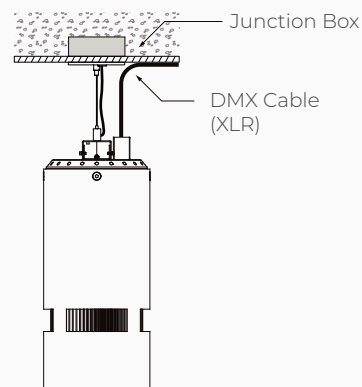
## MOUNTING OPTIONS\*

\*Junction box not included

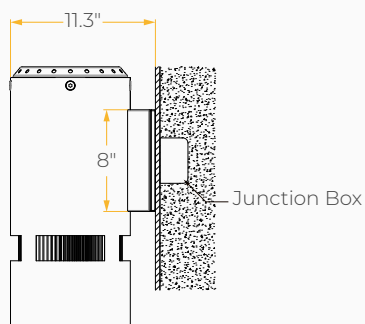
**Stem Mount**



**Sloped Adjustable Cable /  
Adjustable Cable**



**Wall Mount**



**Yoke Mount**

