

# Zeta 10 - Tunable White Version (ColorFlip™)



10-inch aperture Cylinder utilizing Meteor Lighting's proprietary ColorFlip™ Tunable White solution, that results in superior efficacy and heat management. This product is compatible with all existing 0-10V and DMX control systems. Bringing human centric lighting to your spaces.



|          |  |      |  |
|----------|--|------|--|
| Quantity |  | Type |  |
| Project  |  | Note |  |

## Delivered Lumens\*

| ColorFlip™                   | 2700K     | 3000K     | 3500K     | 4000K     | 4500K     | 5000K     | 5700K     | 6500K     | *Lumen Multiplier<br>45°<br>baseline<br>55°<br>0.95 |
|------------------------------|-----------|-----------|-----------|-----------|-----------|-----------|-----------|-----------|---|
| <b>DMX</b><br>CCT Signal (%) | 0%        | 10%       | 25%       | 45%       | 60%       | 70%       | 85%       | 100%      |   |
| <b>0-10V</b><br>CCT Voltage  | 0         | 1         | 2.5       | 4.5       | 6         | 7         | 8.5       | 10        |   |
| 100W                         | 6968 lm   | 7360 lm   | 7761 lm   | 8090 lm   | 8153 lm   | 8016 lm   | 7943 lm   | 7880 lm   |   |
| 80W                          | 5683 lm   | 6003 lm   | 6331 lm   | 6598 lm   | 6651 lm   | 6539 lm   | 6479 lm   | 6427 lm   |   |
| 45W                          | 3258 lm   | 3442 lm   | 3629 lm   | 3783 lm   | 3813 lm   | 3749 lm   | 3715 lm   | 3685 lm   |   |
| <b>CRI</b>                   | <b>85</b> | <b>86</b> | <b>87</b> | <b>88</b> | <b>88</b> | <b>87</b> | <b>86</b> | <b>85</b> |   |

### Electrical System

- 45W, 80W, 100W
- Power Input: Universal (120-277V)
- Operating Temperature: -13°F~112°F
- Surge Protection: 4KV
- Remote Emergency Pack: Bodine BSL20LV
- Power Factor Greater than 0.9

### LED Technology

- ColorFlip™ (Tuning White: 2700K ↔ 6500K)
- 85+ CRI
- Beam Angle: 45°, 55°
- Rated Life > 60,000 Hours (L70)

### Advanced Dimming

(Proprietary VX Driver is incorporated to all dimming options for video flicker-free lighting)

- Superior 0-10V: dims to 1% (2 channel) 1 channel control dimming. 1 channel control CCT.
- DMX: high resolution dims to 0.1% (2 channel) (Supports ANSI E1.20 RDM protocol)

### Housing

- Diameter: 9.4" (238mm)
- Height: 20.5" (520mm)
- Material: Aluminum
- Weight: 25 lbs
- Finish Trim Options

### Mounting

- Stem 2ft or 4ft
- Adjustable Aircraft Cable 10ft

### Warranty

- 5 year limited warranty

### Listing

- ETL Damp Location Listed
- FCC
- CE



# Zeta 10 - Tunable White Version (ColorFlip™)





## How To Specify:

**Ordering Example: ZS10-80-TNW-U-DMX-45-4-W-AD10**

**4-5 weeks lead time on over 75% of specifications.**

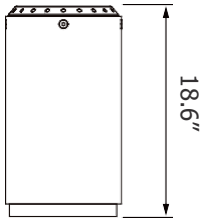
| Model   | Wattage         | CCT / CRI               | Voltage           | Dimming  |
|---------|-----------------|-------------------------|-------------------|--|
| ZS10    |                 |                         | U                 |  |
| ZS10    | <b>45</b> 45W   | <b>TNW</b> 2700 – 6500K | <b>U</b> 120-277V | <b>SPV</b> Superior 0-10V dims to 1%             |
| Zeta 10 | <b>80</b> 80W   |                         |                   | <b>DMX</b> DMX dims to 0.1% (XLR Sockets)        |
|         | <b>100</b> 100W |                         |                   | <b>DMX(RJ45)</b> DMX dims to 0.1% (RJ45 Sockets) |

| Beam Angle    | Finish           | Trim Finish   | Mounting                          | Accessories  |
|---------------|------------------|---|-----------------------------------|--|
| <b>45</b> 45° | <b>BLK</b> Black | <b>1</b> Copper Color Trim  | <b>ST2</b> Stem 2ft               | <b>SPD<sup>1</sup></b> Surge Protector   |
| <b>55</b> 55° | <b>WHT</b> White | <b>2</b> Gold Color Trim  | <b>ST4</b> Stem 4ft               | <b>EMP</b> Remote Emergency Pack   |
|               |                  | <b>3</b> Silver Color Trim  | <b>AD10</b> Adjustable Cable 10ft |  |
|               |                  | <b>4</b> White Color Trim   |                                   |  |
|               |                  | <b>5</b> Black Color Trim   |                                   |  |
|               |                  | <br>Color Trim |                                   |  |
|               |                  | <br>1 2 3 4 5  |                                   |  |
|               |                  |   |                                   | <sup>1</sup> Surge protector for up to 10KV. Applicable for unstable mains or facilities using high power machinery. |

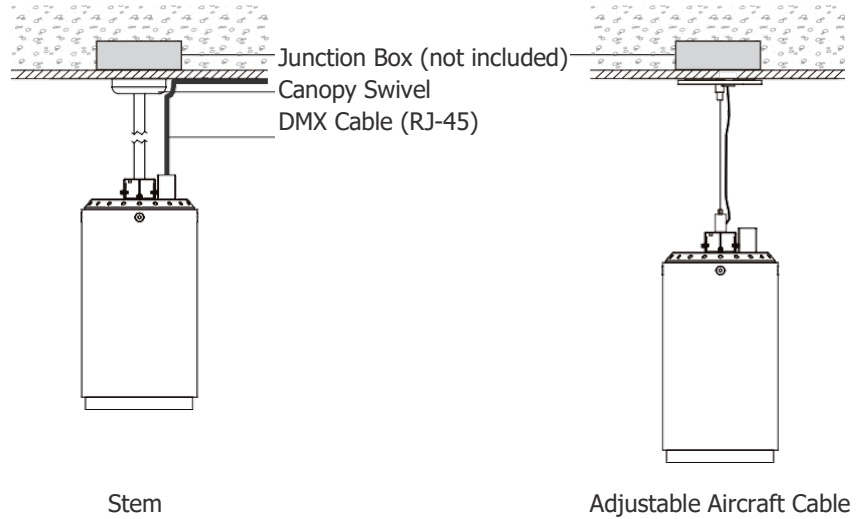
# Zeta 10 - Tunable White Version (ColorFlip™)



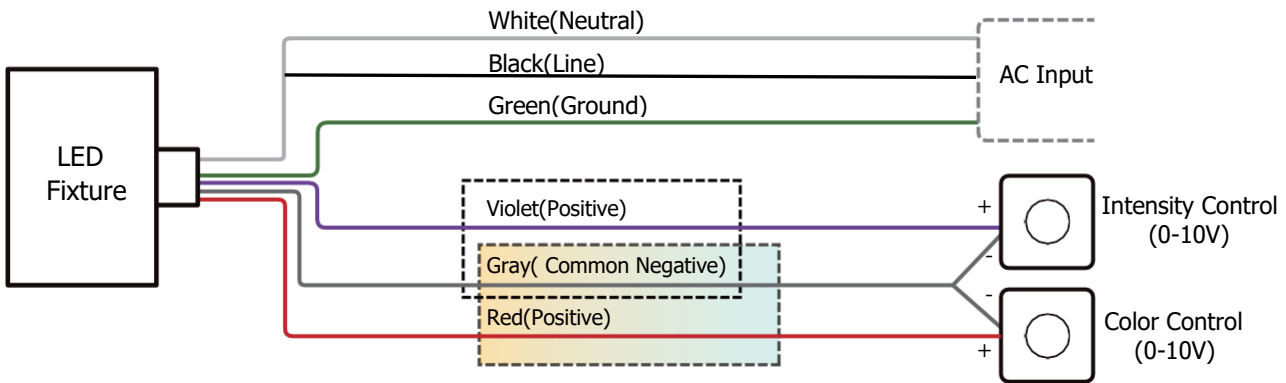
## Dimensions



## Mounting Options



## Superior 0-10V Wiring Diagram



# Zeta 10 - Tunable White Version (ColorFlip™)

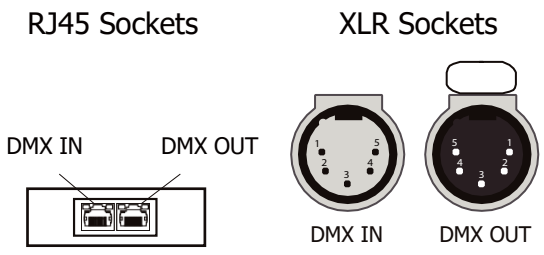


## DMX Requirements\*

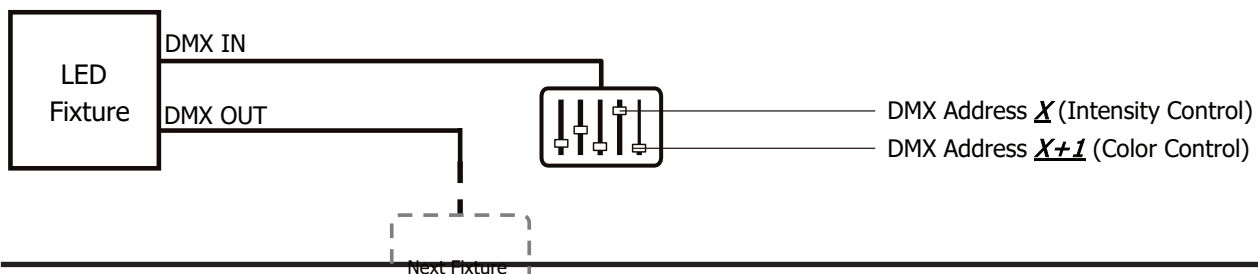
Each Zeta 10 DMX unit has TWO CHANNELS per fixture (1 to control intensity, 1 to control color).  
 Fixture will be controlled by DMX number controlling intensity.  
 We do not recommend more than 32 fixture per DMX daisy chain.  
 When placing order, please indicate DMX address (refer to DMX Address example below).  
 DMX address will be listed on the back of each fixture.

|                |                                  |                                |
|----------------|----------------------------------|--------------------------------|
| <b>Fixture</b> |                                  |                                |
|                | <b>DMX Address</b>               |                                |
|                | <b>Intensity Control (ex. X)</b> | <b>Color Control (ex. X+1)</b> |
| #1             | 1                                | 2                              |
| #2             | 3                                | 4                              |
| #3             | 5                                | 6                              |

|                   | <b>RJ45 (CAT5e)</b>              | <b>5-PIN XLR</b> |
|-------------------|----------------------------------|------------------|
| <b>CONNECTION</b> |                                  |                  |
| Common            | WHITE/BROWN(PIN7) & BROWN(PIN 8) | PIN 1            |
| Signal -          | ORANGE(PIN 2)                    | PIN 2            |
| Signal+           | WHITE/ORANGE(PIN 1)              | PIN 3            |
| Spare             | -                                | PIN 4            |
| Spare             | -                                | PIN 5            |



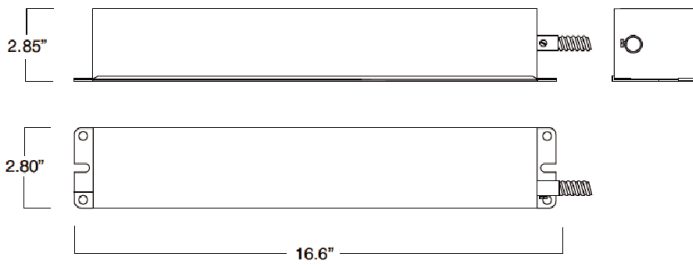
## DMX Wiring Diagram



# Zeta 10 - Tunable White Version (ColorFlip™)



## Remote Emergency Pack



## Emergency Pack Lumen Output Table

|       |         |
|-------|---------|
| CCT   | 6500    |
| Lumen | 2000 lm |

### Mounting with standard ceiling recessed Junction BOX

