

ADVANCED HIGH CEILING

Whiz 2.0 - Standard



High lumen compact luminaire with lumen output 12400 – 35400lm. Additional features include IP65 and outdoor/Natatorium rating.

Quantity		Type	
Project		Note	

Electrical System

- 13900lm (120W)
- 19600lm (170W)
- 26700lm (240W)
- 35400lm (300W)
- Power Input: Universal (120-277V); 347-480V
- Operating Temperature: -40°F~112°F
- Surge Protection: 4KV
- Power Factor Greater than 0.9

LED Technology

- 3000K, 3500K, 4000K, 5000K
- 75 CRI, 85 CRI
- Beam Angle: 25°, 40°, 60° and 100° (with diffuser)
- Rated Life > 100,000 hours (L70)
- Lumen Maintenance > 0.90 at 60,000 hours

Advanced Dimming

(Proprietary VX Driver is incorporated to all dimming options for video flicker-free lighting)

- Standard 0-10V: dims to 10%
- Superior 0-10V: dims to 1%
- LDE1: Hi-Lume 1% EcoSystem (UNV only)
- LTE: Hi-Lume 1% 2-Wire TRIAC (120V only)
- DALI: dims to 10%
- DMX: high resolution dims to 0.1%
(Supports ANSI E1.20 RDM protocol)

Housing

- Diameter: 16.24" (420mm)
- Material: Die-Cast Aluminum, Tempered Glass
- Weight: 33lbs

Mounting


- Stem 2ft, 4ft
- Adjustable Aircraft Cable 10ft
- Uplight 2ft, 4ft
- Adjustable Uplight 2ft, 4ft

Warranty

- 5 years limited warranty.

Listing

- ETL Damp Location Listed
- DLC Listed
- UL924



Whiz 2.0 - Standard**How To Specify:****Ordering Example: WS2-240-507-UNV-DMX-60-BLK-ST2-EMP**

Model	Wattage	CCT / CRI	Voltage	Dimming
WS2			UNV	
WS2	120 120W	507 5000K / CRI75	UNV 120-277V	NOD Non-Dimming
Whiz 2.0 Series	170 170W	308 3000K / CRI85	HVT 347-480V	STV Standard 0-10V dims to 10%
	240 240W	358 3500K / CRI85	120 120V	SPV Superior 0-10V dims to 1%
	300 300W	408 4000K / CRI85		DMX DMX dims to 0.1% (XLR Sockets)
				DMX(RJ45) DMX dims to 0.1% (RJ45 Sockets)
				LTE¹ Hi-Lume 1% 2-Wire TRIAC (120V only)
				LDE1¹ Hi-Lume 1% EcoSystem (UNV only)
				DALI DALI dims to 10%
¹ Option only compatible with 120W, 170W.				

Beam Angle	Finish	Mounting	Accessories
25 25°	BLK Black	ST2 Stem 2ft	OCC¹ Occupancy Sensor (Enlighted)
40 40°	WHT White	ST4 Stem 4ft	EMP Remote Emergency Pack
60 60°		AD10* Adjustable Cable 10ft	DF² Diffuser
WD* 100° (with diffuser)		UP2* Uplight Stem 2ft	WG³ Wire Guard
		UP4* Uplight Stem 4ft	SNT⁴ Snoot
		AUP2* Adjustable Uplight 2ft	GSV⁵ Glare Shield Visor
		AUP4* Adjustable Uplight 4ft	
*Please factor in change in lumen output with diffuser (-20% with WD; -12% with other degrees).		*Option is not compatible with OCC.	¹ Option is ONLY compatible with NOD, and must be ordered with WG. Not available with 300W. OCC sensor is a mesh network-controlled device.
			² Please factor in change in lumen output with diffuser (-20% with WD; -12% with other degrees).
			³ Please factor in change in lumen output of -14%.
			⁴ Please factor in change in lumen output of -30%.
			⁵ Please factor in change in lumen output of -25%.

DesignLights Consortium™ Qualified Luminaires:

DLC QPL Model Number: WS2-300-408

Not all product variations listed on this page are DLC qualified.

To ensure that a specific model is qualified, visit www.designlights.org/search.

Whiz 2.0 - Standard



Delivered Lumens*

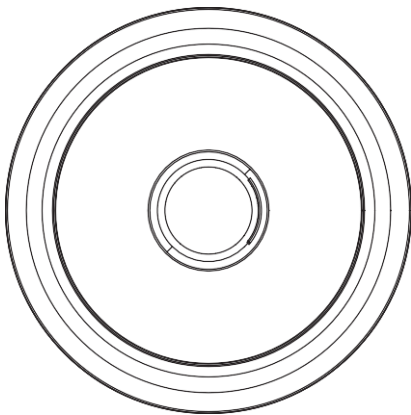
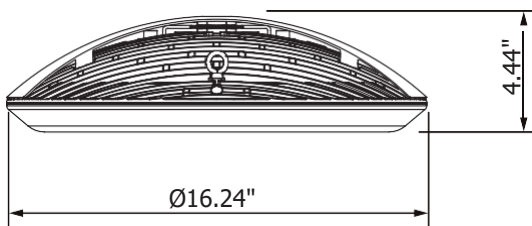
Wattage \ CCT	120W	170W	240W	300W
Beam Angle: 40°				
5000K	13900 lm	19600 lm	26700 lm	35400 lm
4000K	13300 lm	18900 lm	22100 lm	29700 lm
3500K	12500 lm	17700 lm	21400 lm	28800 lm
3000K	12400 lm	17510 lm	21200 lm	28500 lm

*Tolerance±8%

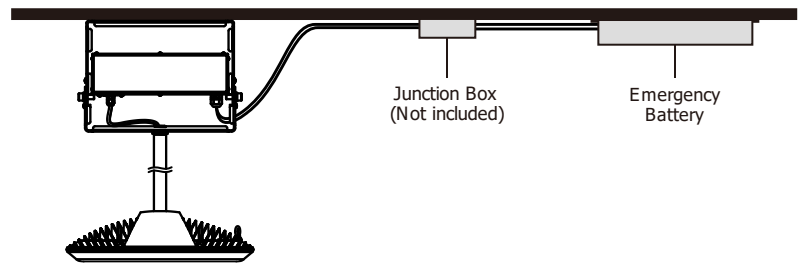
Current Consumption

Wattage \ Volt	120V	277V
120W	1.1A	0.48A
170W	1.56A	0.68A
240W	2.02A	0.87A
300W	2.75A	1.19A


Dimensions



Remote Emergency Pack



16.6" x 2.8" x 2.85" (mounting center - 16.05")



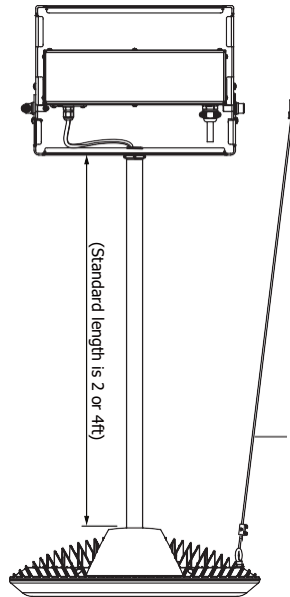
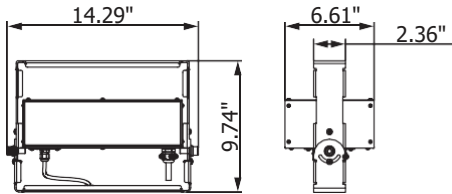
Emergency Pack Lumen Output Table

CCT	3000K	3500K	4000K	5000K
Lumen	1900 lm	1920 lm	1980 lm	2360 lm

Whiz 2.0 - Standard



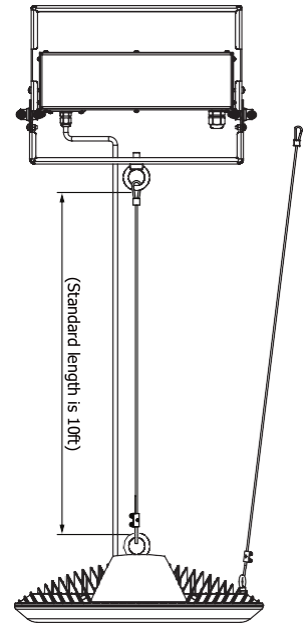
Mounting Options



(Standard length is 2 or 4ft)

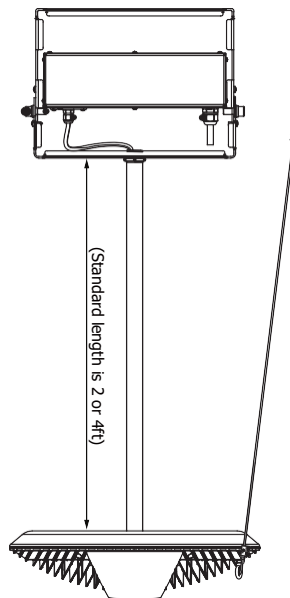
Adjustable stabilizer cable is 11ft.

Stem



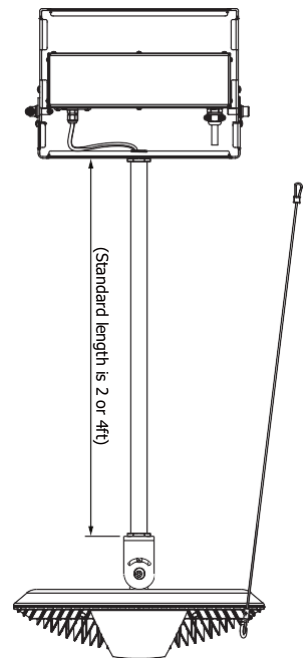
(Standard length is 10ft)

Adjustable Aircraft Cable



(Standard length is 2 or 4ft)

Uplight



(Standard length is 2 or 4ft)

Adjustable Uplight

Whiz 2.0 - Standard



DMX Requirements*

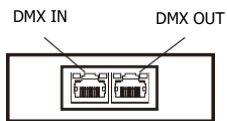
The Whiz 2.0 LED fixture with DMX is a ONE CHANNEL DMX unit.

When placing order, please indicate DMX address. (The DMX address will be listed on the back of the fixture.)

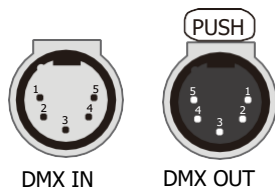
The LED fixture provide RJ45 Socket or XLR socket to connect. (DMX cable NOT included.)

The final fixture should be terminated by the use of DMX Terminator (by others).

RJ45 Sockets



XLR Sockets




CONNECTION	RJ45 (CAT5e)	5-PIN XLR
Common	WHITE/BROWN(PIN7) & BROWN (PIN 8)	PIN 1
Signal -	ORANGE (PIN 2)	PIN 2
Signal +	WHITE/ORANGE (PIN 1)	PIN 3
Spare	-	PIN 4
Spare	-	PIN 5

Compatible DMX Cabling List

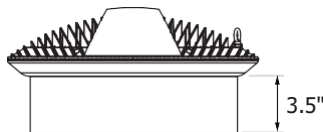
DMX uses a cable consisting of two twisted pairs plus a shield to carry data. The cable must be specifically impedance matched for the digital DMX signal, meaning that microphone cable or other non-rated cable **must not be used to carry DMX**. Network cable (Cat5, 5e or 6 cable) may be used to carry DMX in an installation; however special consideration must be given to shielding and termination. Under no circumstances should solid core cable like Cat5 be terminated into a screw down connector.

Meteor recommends the use of Belden 9729 for DMX installation. Belden 9729 is a two pair cable, which allows for a spare pair for 'out and back' type terminations if needed. Below is a list of other compatible Belden cables.

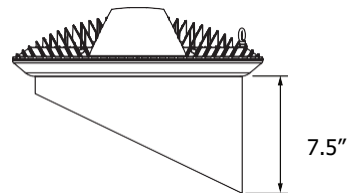
Accessory



Wire Guard



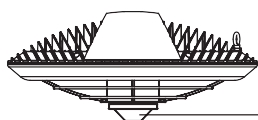
Snoot



Glare Shield Visor

Occupancy Sensor

- * Not available with any dimming option.
- * Mesh network-controlled device.



Occupancy Sensor

Occupancy Sensor Operation

