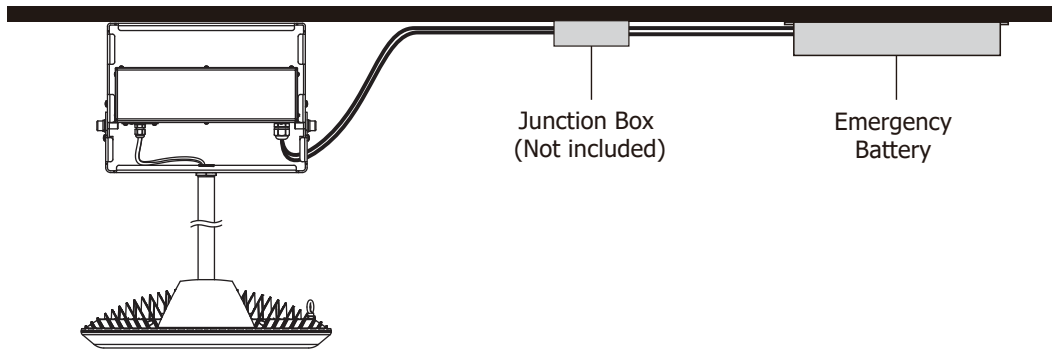


ADVANCED HIGH CEILING Whiz 2.0 - Emergency Pack

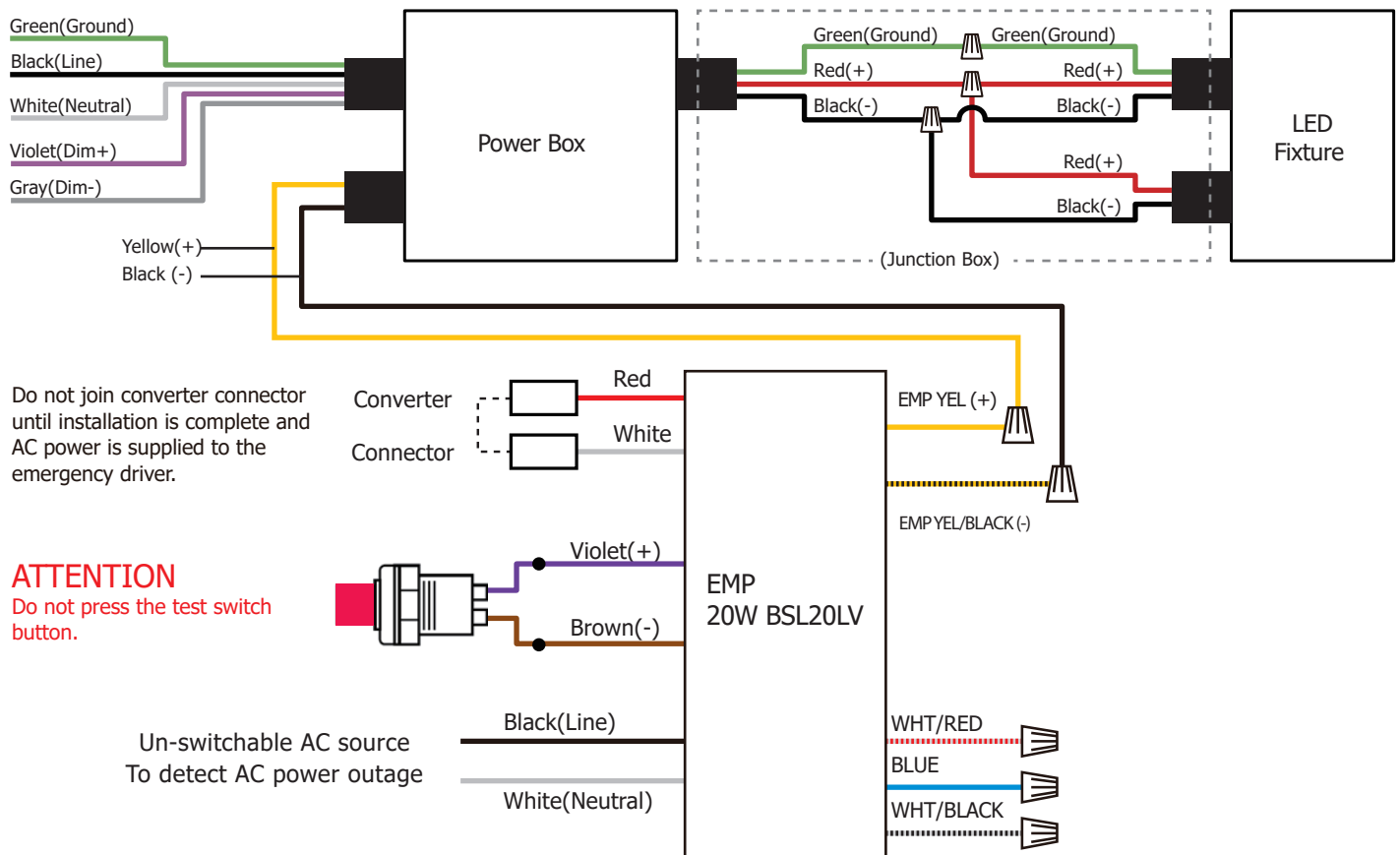


Remote Emergency Pack



Wiring Diagram

Standard 0-10V (WS2.0-120 / WS2.0-170 / WS2.0-240)



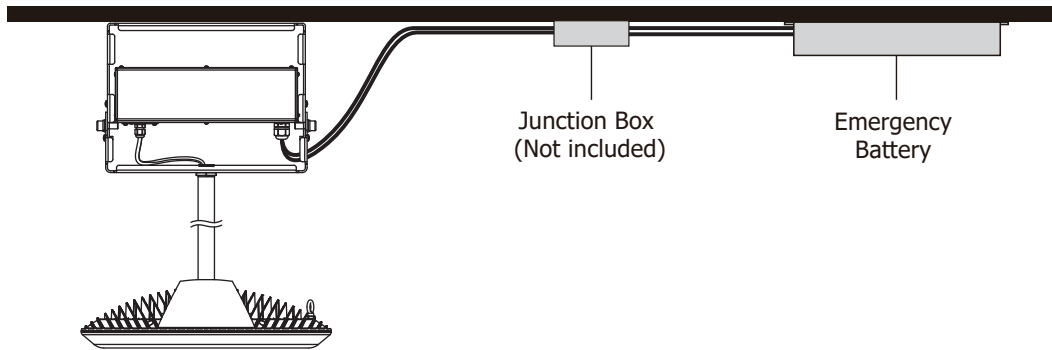
Test method

Disconnect the AC power of the LED fixture and EMP. The LED Fixture should be lit by EMP.

ADVANCED HIGH CEILING Whiz 2.0 - Emergency Pack

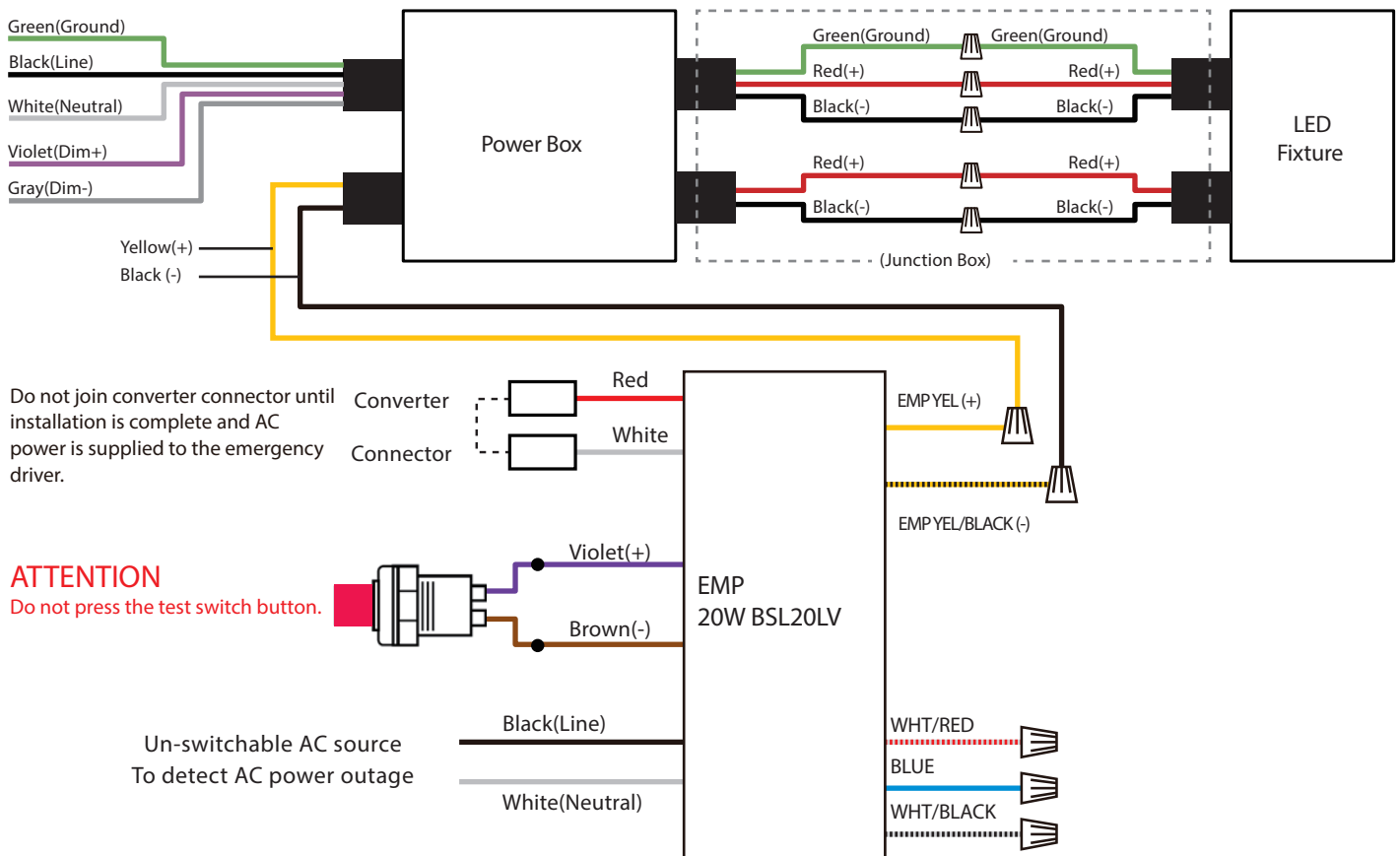


Remote Emergency Pack



Wiring Diagram

Standard 0-10V (WS2.0-300)



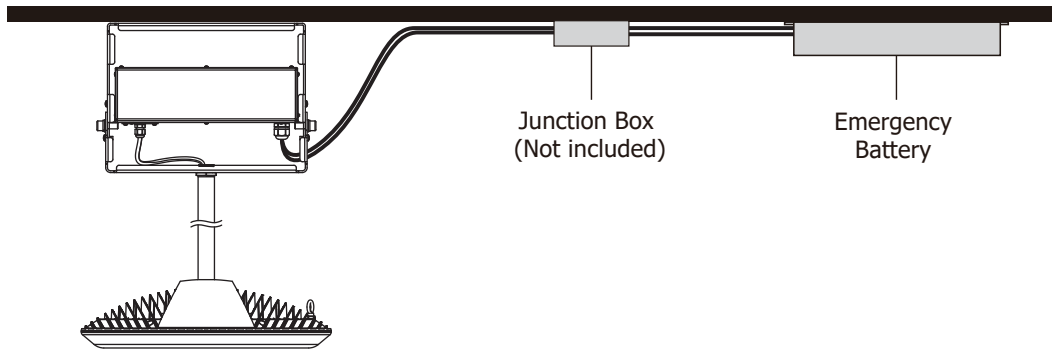
Test method

Disconnect the AC power of the LED fixture and EMP. The LED Fixture should be lit by EMP.

ADVANCED HIGH CEILING Whiz 2.0 - Emergency Pack

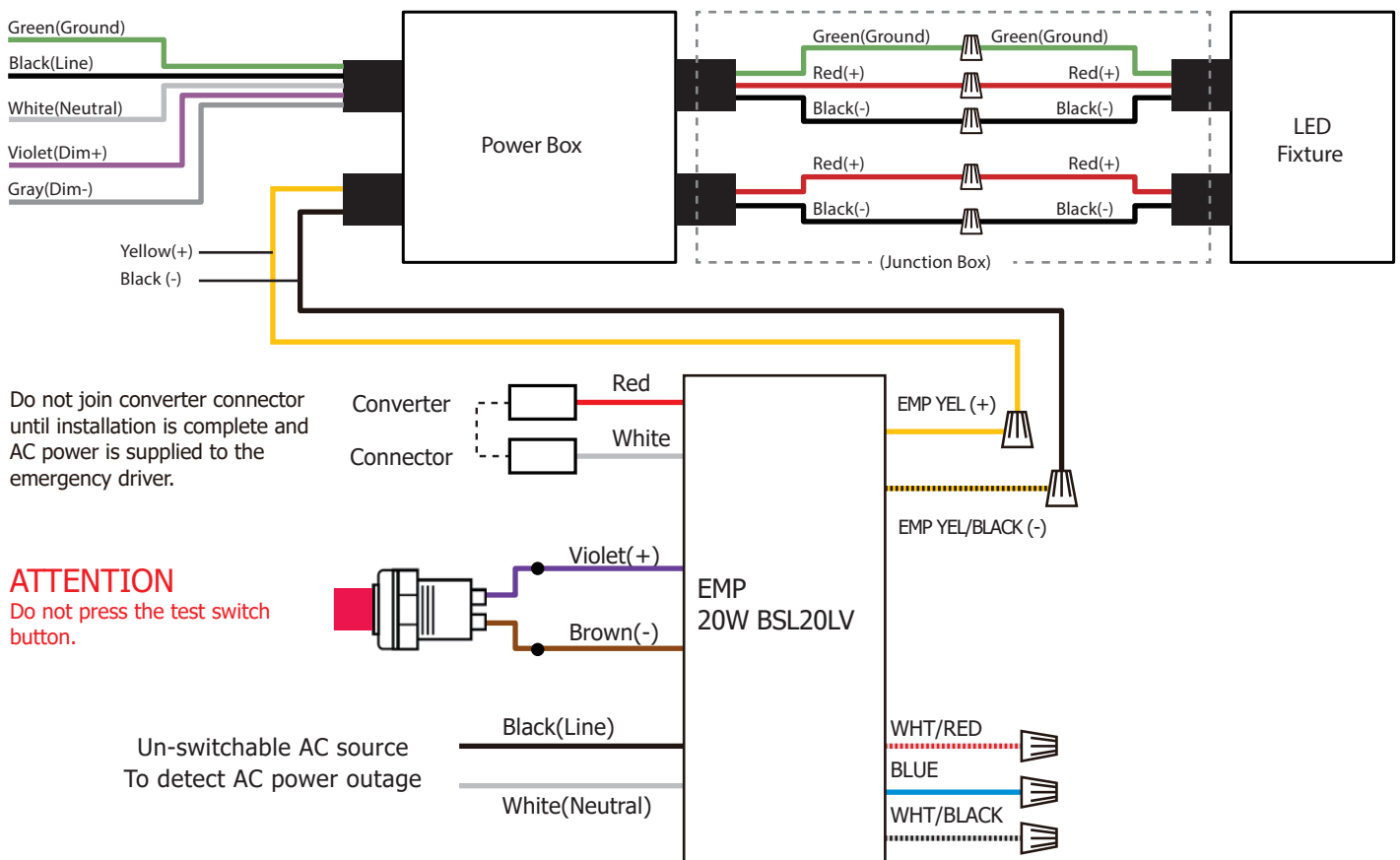


Remote Emergency Pack



Wiring Diagram

Superior0-10V



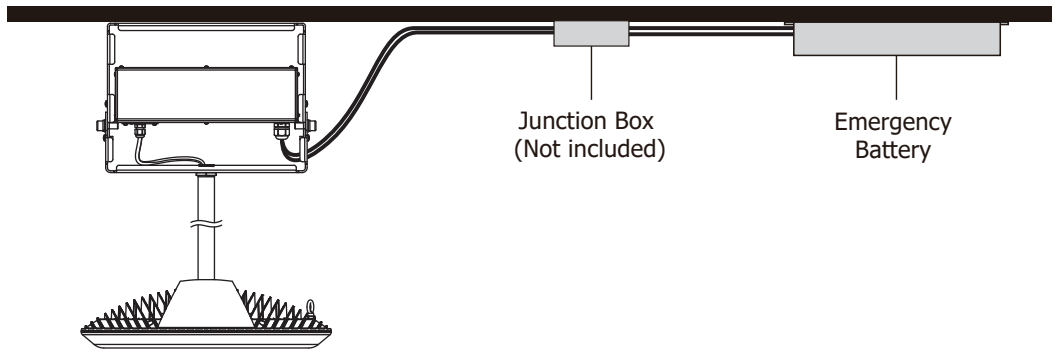
Test method

Disconnect the AC power of the LED fixture and EMP. The LED Fixture should be lit by EMP.

ADVANCED HIGH CEILING Whiz 2.0 - Emergency Pack

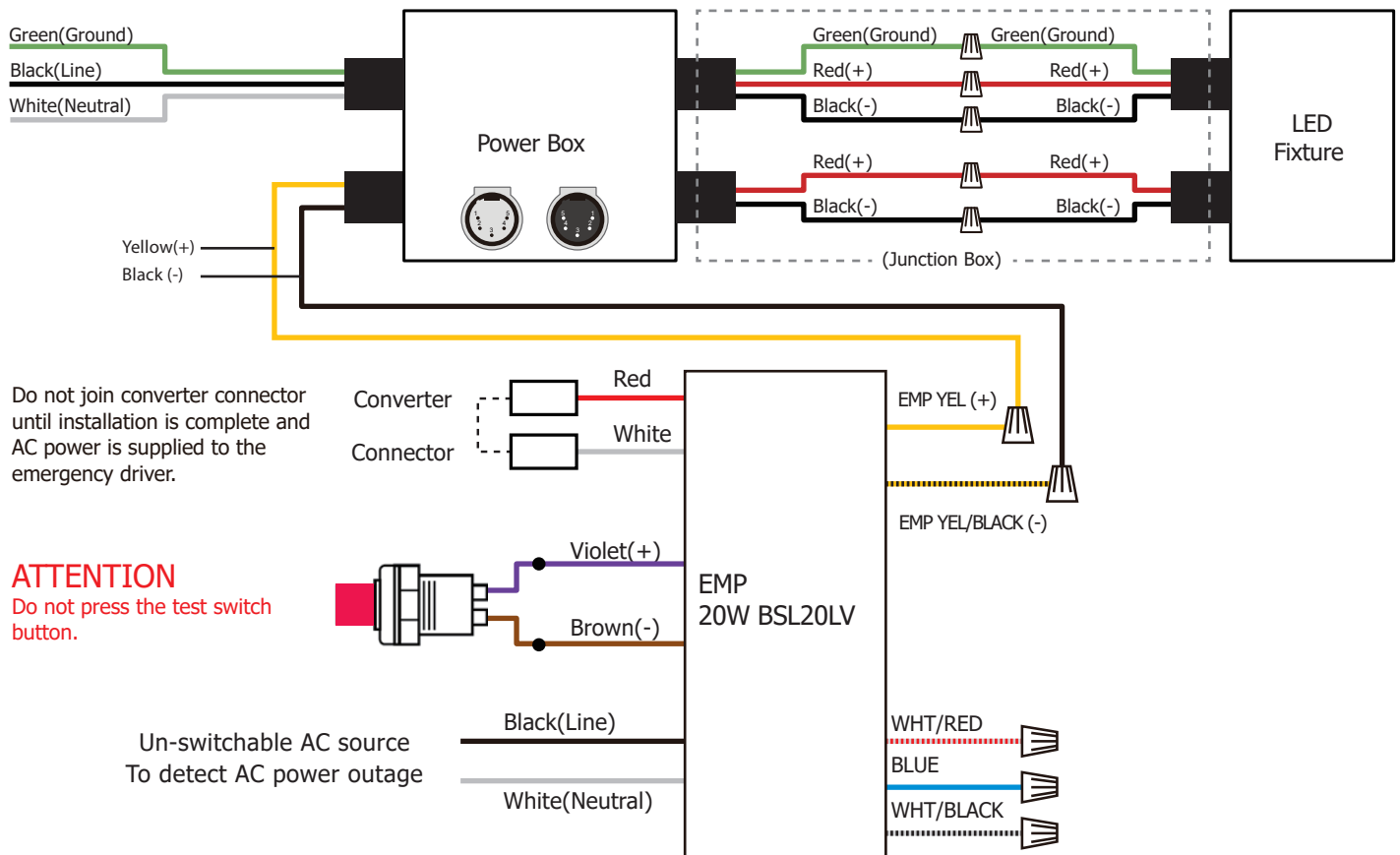


Remote Emergency Pack



Wiring Diagram

DMX



Test method

Disconnect the AC power of the LED fixture and EMP. The LED Fixture should be lit by EMP.

BSL20LV

Installation Instructions

CLASS 2 OUTPUT

EMERGENCY LED DRIVER

bodine



!IMPORTANT SAFEGUARDS!

WHEN USING ELECTRICAL EQUIPMENT, BASIC SAFETY PRECAUTIONS SHOULD ALWAYS BE FOLLOWED, INCLUDING THE FOLLOWING:

READ AND FOLLOW ALL SAFETY INSTRUCTIONS

1. Do not join converter connector until installation is complete and AC power is supplied to the emergency driver.
2. This product is for use with an emergency LED lighting load and supplies 20.0 W of power with a maximum rated current of 1.1 A and a maximum voltage of 60 VDC in emergency mode for a minimum of 90 minutes.
3. Make sure all connections are in accordance with the National Electrical Code or Canadian Electrical Code and any local regulations.
4. To reduce the risk of electric shock, disconnect both normal and emergency power supplies and converter connector of the emergency driver before servicing.
5. This emergency driver is suitable for both factory or field installation. For field installation, please see the instructions on page 2.
6. This product is suitable for use in damp locations where the ambient temperature is 0°C minimum, +50°C maximum. Product is not suitable for heated air outlets and wet or hazardous locations. Maximum allowable case temp is 65°C. See Product Unit Label for measurement location.
7. An unswitched AC power source is required (120-277 VAC, 50/60 Hz).
8. Do not install near gas or electric heaters.
9. Do not attempt to service the battery. A sealed, no-maintenance battery is used that is not field replaceable. Contact the manufacturer for information on service.
10. The use of accessory equipment not recommended by the manufacturer may cause an unsafe condition.
11. Do not use this product for other than intended use.
12. Servicing should be performed by qualified service personnel.
13. Equipment should be mounted in locations and at heights where it will not be subjected to tampering by unauthorized personnel.
14. For Canadian application the output terminals should be in compliance with the accessibility requirement of the Canadian Electric Code.
15. This device complies with part 15 of the FCC Rules. Operation is subject to the following two conditions:
(1) this device may not cause harmful interference, and
(2) this device must accept any interference that may cause undesired operation.
16. This product's chassis must be grounded.

SAVE THESE INSTRUCTIONS



Ni - Cd

THIS PRODUCT CONTAINS A RECHARGEABLE NICKEL-CADMIUM BATTERY.
THE BATTERY MUST BE RECYCLED OR DISPOSED OF PROPERLY.

ADVANCED HIGH CEILING Emergency Pack

Specifications

UL Listed for US and Canada
Listed to UL924 and tested to CSA 22.2 No. 141
For Field or Factory Installation (Indoor and Damp)

Illumination Time
90 Minutes

Full Warranty
5 Years (NOT pro-rata)

Universal Input Voltage
120-277 VAC, 50/60 Hz

AC Input Current
95 mA Maximum

AC Input Power Rating
8.5 W Maximum

Output Current and Voltage
BSL20LV 1A-0.40A 20V-50V (Class 2)
BSL20MV 0.40A-0.15A 50V-130V
BSL20HV 0.16A-0.10A 125V-200V

Output Power
20.0 W

Test Switch/Charging Indicator Light
Illuminated Test Switch 2W-ITS
(2W-ITS can be mounted up to 50 feet from fixture)

Battery
High-Temperature, Maintenance-Free
Nickel-Cadmium Battery
7- to 10-Year Life Expectancy

Battery Charging Current
275 mA

Recharge Time
24 Hours

Temperature Rating (Ambient)
0°C to +50°C (32°F to 122°F)

Dimensions
16.6" x 2.8" x 2.85" (422 mm x 71 mm x 73 mm)
2' (610 mm) Flexible Conduit
Mounting Center 16.05" (408mm)

Weight
7.1 lbs. (3.22 kg)

Benefits:

- Smart Charger Technology for low energy consumption.
- Meets CEC Title 20 (California Energy Commission) efficiency standards.
- Listed for field or factory installation - UL 924 and CSA C22.2 No. 141 Emergency Lighting Compliant.
- Class 2 output - UL 1310 Certified, CSA 22.2 No 223-M91 compliant (BSL20LV only).
- Emergency mode nominal lumen output of up to 2,600 lumens.
- Universal input (120-277 VAC).
- 2 wire input to help reduce wiring errors.
- Auto-sensing output within each range.
- RoHS Compliant.

Dimensions:

16.6" x 2.8" x 2.85" (mounting center - 16.05")

