

ADVANCED HIGH CEILING

# Signum 16 - Standard



16-inch aperture high lumen signum with lumen output 9890 - 17130lm.



Quantity	Type
Project	Note

## Electrical System

- 11870lm (115W)
- 14505lm (145W)
- 17130lm (195W)
- Power Input: Universal (120-277V)
- Operating Temperature: -40°F~113°F
- Surge Protection: 4KV
- Remote Emergency Pack: Bodine BSL20LV

## LED Technology

- 3000K, 4000K, 5000K
- 75 CRI, 85 CRI, 93 CRI
- Beam Angle: 25°, 40°, 60°, 100° (with diffuser)
- Rated Life > 60,000 Hours (L70)

## Advanced Dimming

(Proprietary VX Driver is incorporated to all dimming options for video flicker-free lighting)

- **Standard: Non-dimming**
- **DMX:** high resolution dims to 0.1% (Supports ANSI E1.20 RDM protocol)
- **Superior 0-10V:** dims to 1%

## Housing

- Diameter: 15.9" (404mm)
- Height: 13.6" (345mm)
- Material: Steel, Aluminum
- Weight: 115W / 27.5lbs, 145W / 28.6lbs, 195W / 30.3lbs

## Mounting

- Bracket
- Stem 2ft or 4ft; 45° Swivel Canopy Included
- Adjustable Aircraft Cable 10ft

## Warranty

- 5 year limited warranty

## Listing

- ETL Listed
- DLC Listed
- CE
- IK10



**Signum 16 - Standard****How To Specify:****Ordering Example: SS16-195-408-UNV-DMX-25-BLK-BRK-WG****4-5 weeks lead time on over 75% of specifications.**

Model	Wattage	CCT / CRI	Voltage	Dimming
<b>SS16</b>			UNV	
SS16	<b>115</b> 115W	<b>308</b> 3000K / CRI85	<b>UNV</b> 120-277V	<b>NOD</b> Non-Dimming
Signum 16	<b>145</b> 145W	<b>408</b> 4000K / CRI85		<b>SPV</b> Superior 0-10V dims to 1%
	<b>195</b> 195W	<b>507</b> 5000K / CRI75		<b>DMX</b> DMX dims to 0.1% (XLR Sockets)
		<b>309</b> 3000K / CRI93		

Beam Angle	Finish	Mounting	Accessories
<b>40</b> 40°	<b>BLK</b> Black	<b>BRK</b> Surface Mount	<b>SPD<sup>1</sup></b> Surge Protector
<b>60</b> 60°	<b>WHT</b> White	<b>ST2</b> Stem 2ft	<b>EMP</b> Remote Emergency Pack
<b>WD</b> WIDE		<b>ST4</b> Stem 4ft	<b>DF<sup>2</sup></b> Diffuser
		<b>AD10</b> Adjustable Aircraft Cable 10ft	<b>WG<sup>3</sup></b> Wire Guard (IK10 Rating)
*Please factor in change in lumen output with diffuser (-20% with WD; -12% with other degrees)			<sup>1</sup> Surge protector for up to 10KV. Applicable for unstable mains or facilities using high power machineries. <sup>2</sup> Please factor in change in lumen output with diffuser (-20% with WD; -12% with other degrees) <sup>3</sup> Please factor in change in lumen output of -14%

**DesignLights Consortium™ Qualified Luminaires:**

DLC QPL Model Number : SS16-115-408, SS16-115-507, SS16-145-507, SS16-195-507

Not all product variations listed on this page are DLC qualified.

To ensure that a specific model is qualified, visit [www.designlights.org/search](http://www.designlights.org/search).

# Signum 16 - Standard

## Delivered Lumens\*

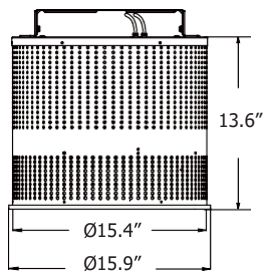
Wattage	115W	145W	195W	
CCT	Beam Angle: 25°			
	5000K	11870 lm	14505 lm	17130 lm
	4000K	10205 lm	12470 lm	14730 lm
	3000K	9890 lm	12090 lm	14285 lm

## Current Consumption


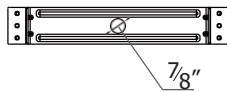
Wattage \ Volt	120V	277V
115W	1.26A	0.54A
145W	1.57A	0.68A
195W	1.89A	0.82A

\*Tolerance±8%

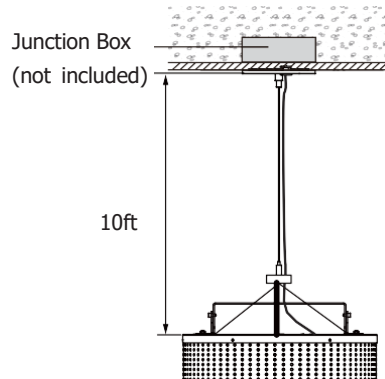
## Dimensions



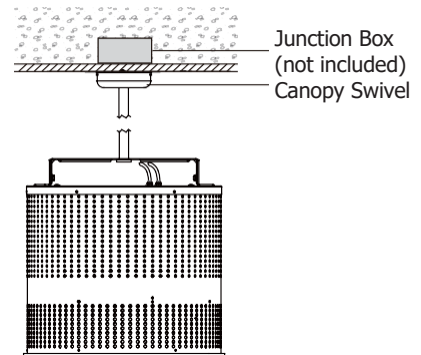
## Mounting Options



Bracket



Adjustable Aircraft Cable



Stem

# Signum 16 - Standard



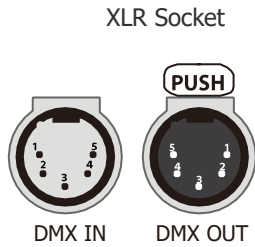
## DMX Requirements\*

The Signum 16 fixture with DMX is a ONE CHANNEL DMX unit.

**When placing order, please indicate DMX address.** (The DMX address will be listed on the back of the fixture.)

The LED fixture provide XLR socket to connect. (DMX cable NOT included.)

The final fixture should be terminated by the use of DMX Terminator (by others).




CONNECTION	5-PIN XLR
Common	PIN 1
Signal -	PIN 2
Signal +	PIN 3
Spare	PIN 4
Spare	PIN 5

## Compatible DMX Cabling List

DMX uses a cable consisting of two twisted pairs plus a shield to carry data. The cable must be specifically impedance matched for the digital DMX signal, meaning that microphone cable or other non-rated cable **must not be used to carry DMX**. Network cable (Cat5, 5e or 6 cable) may be used to carry DMX in an installation; however special consideration must be given to shielding and termination. Under no circumstances should solid core cable like Cat5 be terminated into a screw down connector.

Meteor recommends the use of Belden 9729 for DMX installation. Belden 9729 is a two pair cable, which allows for a spare pair for 'out and back' type terminations if needed. Below is a list of other compatible Belden cables.

## Remote Emergency Pack



## Emergency Pack Lumen Output Table

CCT	2700K	3000K	4000K	5000K
Lumen	1640 lm	1760 lm	1890 lm	1950 lm

Mounting with standard ceiling recessed Junction BOX

