

ADVANCED HIGH CEILING
Orion 4 - BIOS



4-inch aperture round cylinder with BIOS SkyBlue® technology for brighter days and darker nights. Lumen package range from 800 lm - 1,265 lm.



- Melanopic to photopic ratio (m/p) of at least 0.70 @ 3000K
- Melanopic to photopic ratio (m/p) of at least 0.80 @ 3500K
- Melanopic to photopic ratio (m/p) of at least 0.90 @ 4000K
- Blue Spectrum Peak Emission at 490nm
- CRI 80+ and R9 >90

| | |
|----------|------|
| Quantity | Type |
| Project | Note |

Electrical System

- 850lm (15W)
- 1265lm (25W)
- Power Input: Universal (120-277V)
- Operating Temperature: 14°F~104°F
- Surge Protection: 2.5KV
- Power Factor Greater than 0.9

LED Technology

- 3000K, 3500K, 4000K
- 85 CRI
- Beam Angle: 20°, 35°, 50°, WD
- Rated Life > 60,000 Hours (L70)

Advanced Dimming

(Proprietary VX Driver is incorporated to all dimming options for video flicker-free lighting)

- Standard 0-10V: dims to 10%

Housing

- Diameter: 4" (102mm)
- Height: 9.5" (240mm)
- Material: Aluminum
- Weight: 8 lbs

Mounting

- Power Line Mount 2ft, 4ft, 6ft, 8ft, 10ft with High Lumen Power Suspension
- Stem 2ft or 4ft
- Cord Mount 10ft
- Surface Mount

Warranty

- 5 year limited warranty

Listing

- ETL Listed



Orion 4 - BIOS



How To Specify:

Ordering Example: OR4-15-30BIOSDY-UNV-SPV-35-BLK-GLD-PL2

4-5 weeks lead time on over 75% of specifications.

| Model | Wattage | CCT / CRI | Voltage | Dimming |
|---------|---------------|------------------------------------|---------------------|---------------------------------------|
| OR4 | | | UNV | |
| OR4 | 15 15W | 30BIOSDY 3000K BIOS DYNAMIC | UNV 120-277V | STV Standard 0-10V dims to 10% |
| Orion 4 | 25 25W | 35BIOSDY 3500K BIOS DYNAMIC | | |
| | | 40BIOSDY 4000K BIOS DYNAMIC | | |
| | | 30BIOSST 3000K BIOS STATIC | | |
| | | 35BIOSST 3500K BIOS STATIC | | |
| | | 40BIOSST 4000K BIOS STATIC | | |

| Beam Angle | Finish | Trim Finish | Mounting | Accessories |
|-----------------|------------------|-------------------|-----------------------------------|-------------------------|
| 20 20° | BLK Black | BLK Black | PL2 Power Line Mount 2ft | RM* Remote Power |
| 35 35° | WHT White | SLV Silver | PL4 Power Line Mount 4ft | |
| 50 50° | | | PL6 Power Line Mount 6ft | |
| WD* WIDE | | | PL8 Power Line Mount 8ft | |
| | | | PL10 Power Line Mount 10ft | |
| | | | CM10 Cord Mount 10ft | |
| | | | ST2 Stem 2ft | |
| | | | ST4 Stem 4ft | |
| | | | SUM Surface Mount | |

*Remote Power comes with a Shallow canopy.

ADVANCED HIGH CEILING
Orion 4 - BIOS

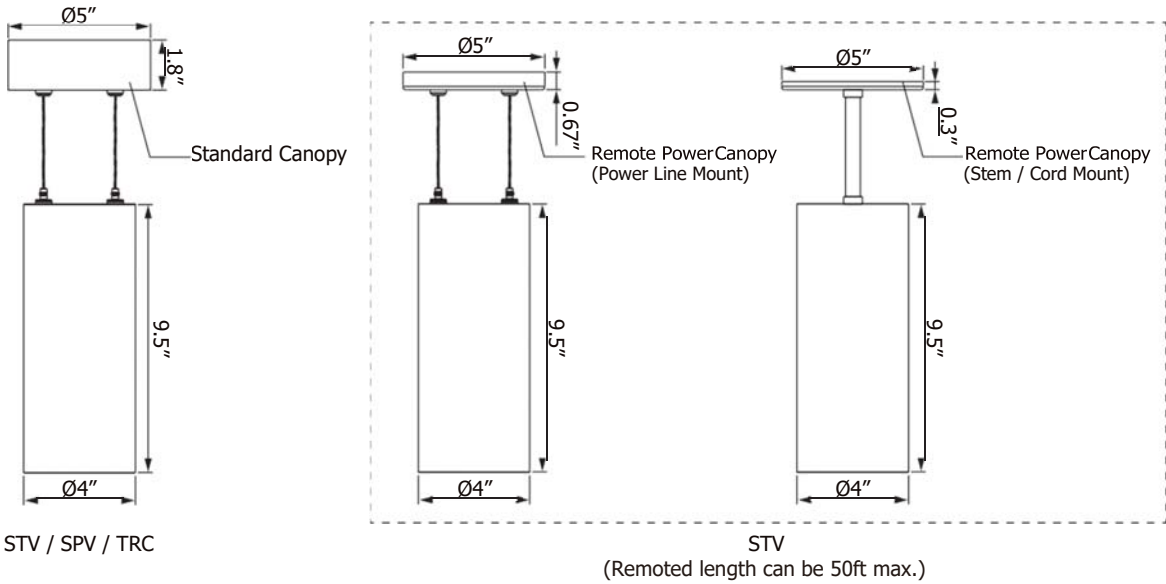


Delivered Lumens*

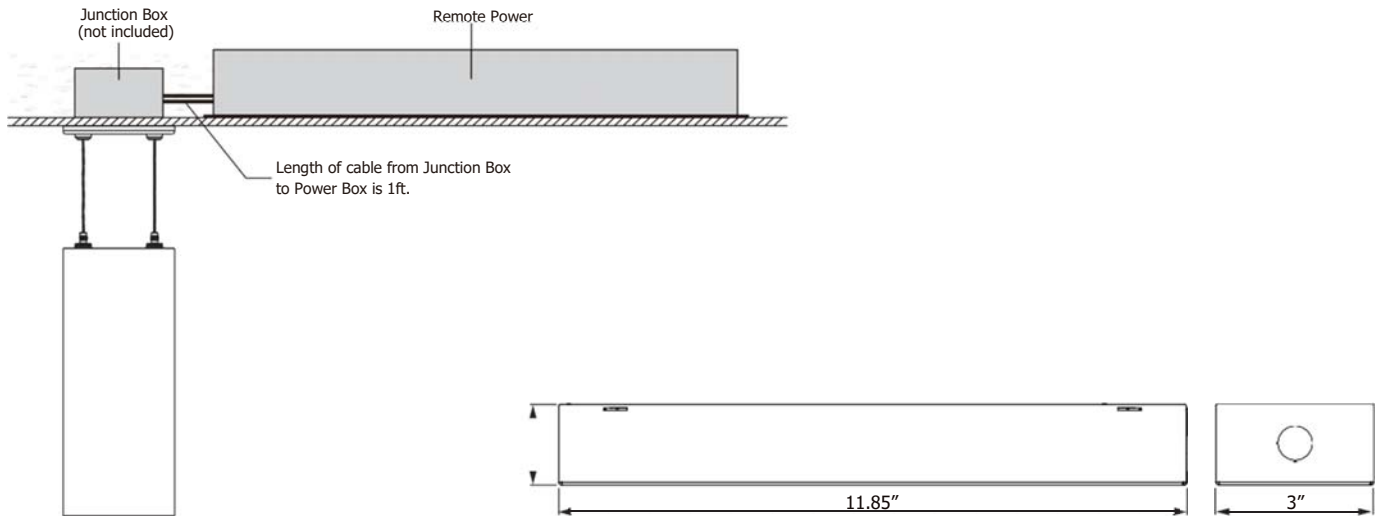
| Wattage | 15W | 25W |
|---------|-----------------|---------|
| CCT | Beam Angle: 35° | |
| 4000K | 850 lm | 1265 lm |
| 3500K | 820 lm | 1220 lm |
| 3000K | 800 lm | 1195 lm |

*Tolerance ± 8%

Dimensions



Remote Power Box

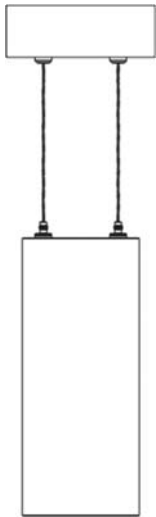


ADVANCED HIGH CEILING
Orion 4 - BIOS

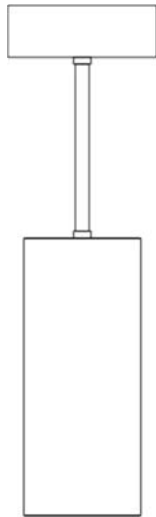


Mounting Options

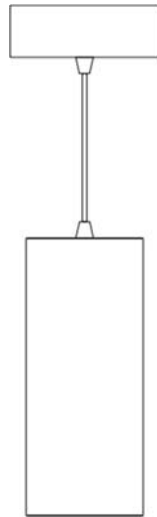
Standard Driver-In Canopy Mounting Options



Power Line



Stem

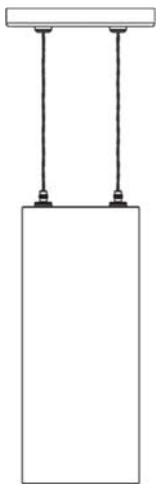


Cord Mount

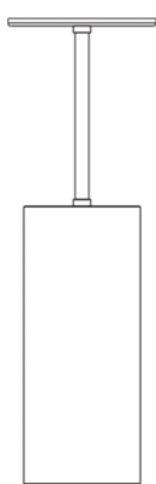


Surface Mount
(Only standard canopy)


Remote Power Driver Canopy Mounting Options



Power Line
(Remote Power Canopy)



Stem
(Remote Power Canopy)

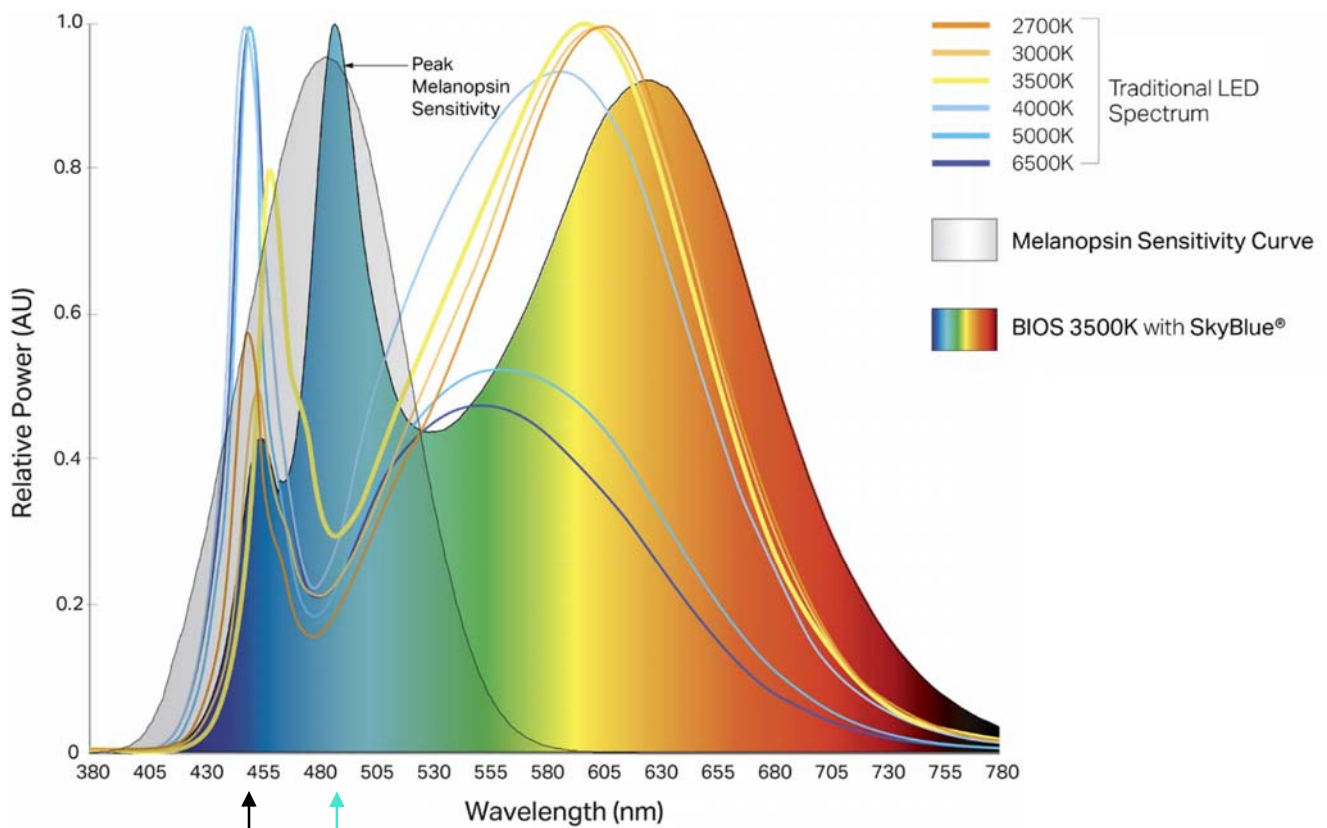


Cord Mount
(Remote Power Canopy)

BIOS SkyBlue® Performance comparisons

BIOS LED Compared to Traditional LEDs

Spectral Power Composition and M/P Ratios

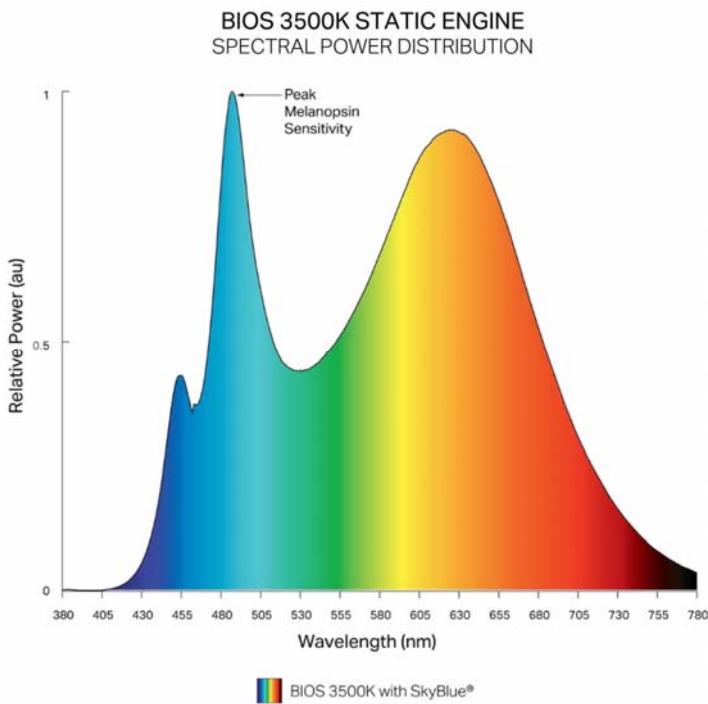


Traditional LEDs

BIOS delivers higher melanopic content than traditional LEDs, regardless of correlated color temperature (CCT), as shown in graph above.

Spectral power distribution more accurately indicates whether a light source addresses the melanopsin sensitivity curve than CCT.

BIOS SkyBlue®
Static



Static Spectrum

The static spectrum does not change spectral qualities throughout the day. It delivers a steady but invisible blue- light boost to white light throughout the day, maximizing circadian impact.

M/P Ratios* and Nominal Performance

| | BIOS Static Solutions | | |
|--------------------------------------|-----------------------|-------------|-------------|
| CCT | 3000K | 3500K | 4000K |
| CRI | 82 | 83 | 83 |
| R9 | 94 | 91 | 91 |
| COI | 3.0 | 3.1 | 3.1 |
| SkyBlue Melanopic (M/P) Ratio | 0.70 | 0.80 | 0.90 |

* M/P (melanopic to photopic) ratio indicates the ability of a light source to stimulate melanopsin, the protein contained in our non-visual photoreceptors that activates our circadian systems; it is used to help calculate EML (equivalent melanopic lux), one of the metrics used for circadian lighting in the WELL Building Standard.

Applications

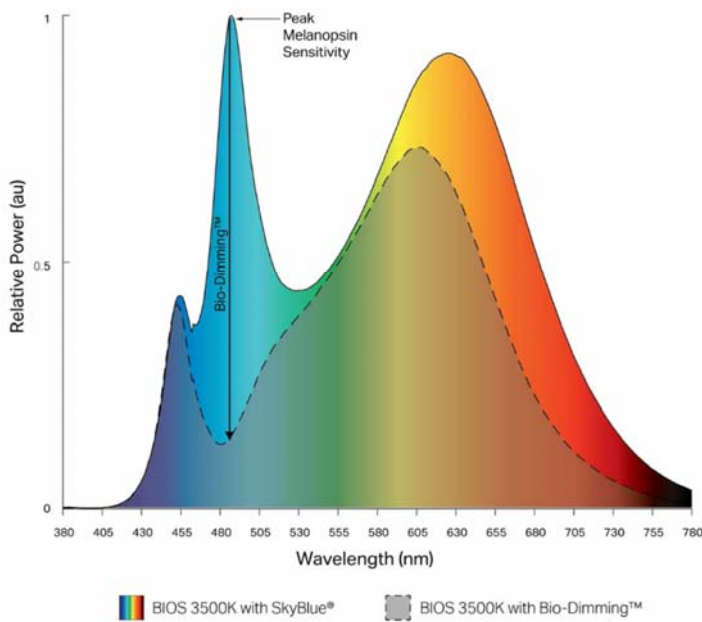
Suitable for day-active applications, such as schools and offices.

Static Light Engine

- ✓ **Supports daytime circadian stimulus**
- ✓ **No color tuning or correlated color temperature (CCT) adjustment required**
- ✓ **Color of light remains constant throughout the day:**
 - 490 nm 'blue boost' does not reduce during the day
 - Apparent CCT of 3000K, 3500K or 4000K remains constant
- ✓ **High melanopic to photopic (m/p) ratio**
 - While m/p ratio will remain constant if light level is dimmed, EML and CS values will be affected due to reduced vertical illuminance
- ✓ **CRI >80; R9 >90 at each CCT**
- ✓ **Simple controls**
 - Compatible with standard 0-10V dimming

BIOS SkyBlue® Dynamic

BIOS 3500K DYNAMIC ENGINE
SPECTRAL POWER DISTRIBUTION



M/P Ratios* and Nominal Performance

| | BIOS Dynamic Solutions | | |
|--------------------------------------|------------------------|-------------|-------------|
| CCT | 3000K | 3500K | 4000K |
| CRI | 83 | 83 | 83 |
| R9 | 90 | 90 | 90 |
| COI | 3.3 | 3.3 | 3.3 |
| SkyBlue Melanopic (M/P) Ratio | 0.74 | 0.83 | 0.95 |

* M/P (melanopic to photopic) ratio indicates the ability of a light source to stimulate melanopsin, the protein contained in our non-visual photoreceptors that activates our circadian systems; it is used to help calculate EML (equivalent melanopic lux), one of the metrics used for circadian lighting in the WELL Building Standard.

Dynamic Spectrum

BIOS dynamic light engines use easy-to-program Bio-Dimming™ to provide high SkyBlue content during the day and remove SkyBlue content at night. The integral Bio-Dimming module allows the luminaire to deliver a steady but invisible boost of SkyBlue melanopic content to white light for daytime applications. The Bio-Dimming module then reduces the SkyBlue light over a specified amount of time, as programmed through lighting controls, while maintaining a constant light level. Once SkyBlue reaches its reduced level, light levels can be changed.

BIOS Bio-Dimming Settings with Dynamic Light Engine

| DIMMER SETTING* | BIOS SKYBLUE™ | LIGHT OUTPUT | |
|-----------------|-----------------|----------------|-------------------|
| | 100%* (Full On) | 100% | Bio-Dimming™ |
| | 100%-0% | 100%-90% | |
| | NO BIOS | ~90% | Intensity Dimming |
| | NO BIOS | LINEAR DIMMING | |

BIOS SkyBlue™ maintained for maximum circadian impact.
Light output remains relatively constant.

BIOS SkyBlue™ removed to provide minimal circadian impact.
Light output dims down linearly.

Applications

Suitable for 24-hour working environments such as hospitals, adult care facilities, laboratories, transportation control centers and applications involving shift work.

Dynamic Light Engine

- ✓ **Supports daytime circadian stimulus, reduces nighttime stimulus, based on user-defined schedule**
- ✓ **Uses the integral BIOS Bio-Dimming module to regulate SkyBlue stimulus**
- ✓ **SkyBlue content can be removed (via Bio-Dimming™) as day progresses, reducing melanopic impact while keeping light levels for visual tasks constant**
- ✓ **High melanopic to photopic (m/p) ratio**
- ✓ **CRI >80; R9 >90 at each CCT**
- ✓ **Simple controls:**
 - Uses any single-channel constant current LED driver with 0-10V dimming interface

Circadian Lighting Feature

BIOS lighting provides industry-leading LED solutions that gives designers the tools they need, contributing towards satisfying Circadian Lighting Design Feature 54 under the WELL Building Standard v1 and Feature L03 under the WELL Building Standard v2.

BIOS SkyBlue® circadian lighting technology outperforms all traditional white LEDs on the market, and offers the highest melanopic to photopic lux ratio (m/p ratio) for a given color temperature. BIOS lighting solutions also meet other features within the WELL Light Concept, including color quality, offering 83+ CRI and ultra high R9 values at 85+, and visual comfort metrics - It's circadian lighting without compromise!

Feature L03

Circadian Lighting Design

BIOS SkyBlue® LED



Maintain Lighting Design Intent

BIOS provides the highest m/p ratio for a given CCT making it the most effective technology to help meet the EML vertical light requirements.

Feature L04

Glare Control



Visually Comfortable / Energy Efficient

With a higher m/p ratio, fewer fixtures are needed to illuminate the space, naturally minimizing the amount of glare.

Feature L07

Electric Light Quality



Desirable CCT / Great Color Quality


BIOS provides a CRI 85+ with an ultra high R9 > 50 for all color temperatures.

Traditional White LED




Increase Fixture Quantity

More light fixtures are required to achieve higher light levels on vertical surfaces, increasing the energy use and lighting power density within the space.



Increase Glare / Increase Energy

Higher output fixtures are needed within the space in order to meet EML targets which increases the energy use in the space as well as the likelihood of glare and visual discomfort.



Increase CCT / Decrease Color Quality

Higher CCTs (5000K, 6500K) are required to achieve the target EML values but do not meet the R9 requirements.

IALD / LIRC WELL v2™ Guidelines

The following information and tables have been adapted from the IALD/LIRC WELL Guidelines 2019 Document for BIOS Illuminated Partners. The information below represents the minimum required information as outlined in the IALD/LIRC Guidelines document. Please refer to the ['2019 IALD-LIRC WELL-Guidelines.pdf'](#) for detailed information.

WELL™ | Light | Feature L03 - Circadian Lighting Design

| CIRCADIAN LIGHTING DESIGN (1pt / 3pt Max) | BIOS Dynamic Engine | | | BIOS Static Engine | | |
|---|---------------------|-------|-------|--------------------|-------|-------|
| | 3000K | 3500K | 4000K | 3000K | 3500K | 4000K |
| Luminous Flux Multiplier (consult factory for values) | 83 | 83 | 83 | 83 | 83 | 83 |
| Melanopic Ratio (R)* | 0.74 | 0.83 | 0.95 | 0.70 | 0.80 | 0.90 |

Requirements for this feature:

Electric lighting is used to achieve light levels shown in the table below as measured on the vertical plane at eye level of the occupant. The light levels are achieved at least between the hours of 9 A.M. and 1 P.M. and may be lowered after 8 P.M.

For tabulated spectral power distribution (SPD) data please go to www.bioslighting.com

*Melanopic Ratio (R) is used to determine EML values. EML stands for Equivalent Melanopic Lux, and is defined by the photopic lux multiplied by a melanopic ratio, EML = LxR. For more information see "Measuring and Using Light in the Melanopsin Age" by Lucas, RJ et al.

WELL™ | LIGHT | FEATURE L04 - GLARE

| GLARE CONTROL CRITERIA (3pt Max) | COMPLIANT | VALUE |
|--|-----------|-------|
| a. Indirect (100% emission above horizontal) | | |
| b. Unified Glare Rating (UGR) | | |
| c. Shielding Angle | | |
| d. Max. Luminance / Max. Intensity (45°C-90°C) | | |
| e. Not Applicable | | |

Requirements for this feature:

For each luminaire type, manufacturers must provide a statement of compliance for one of the four methods or exclusion from the standard, plus supporting values as defined in the compliance category.

WELL™ | LIGHT | FEATURE L07 PART 1 COLOR RENDERING

| ELECTRIC LIGHT QUALITY PART 1 - ENSURE COLOR RENDERING QUALITY (1pt Max) | | COMPLIANT | VALUE |
|--|--|-----------|--------------------|
| CRI | CRI > 90 | -- | |
| CRI, R9 | CRI >80 with R9>50 | ✓ | CRI = 83 R9 >90 |
| IES TM-30-18 | IES Rf ≥ 78, IES Rg ≥ 100, -1% ≤ IES Rcs, h1 ≤ 15% | -- | |
| Not Applicable | Decorative, emergency, other | -- | |

WELL™ | LIGHT | FEATURE L07 PART 2 - FLICKER

| ELECTRIC LIGHT QUALITY PART 2- MANAGE FLICKER (1pt Max) | COMPLIANT | VALUE |
|---|-----------|-----------------|
| Meets IEEE 1789-2015 Standard Recommended Practice | ✓ | 1000Hz / 0.869% |