

Orion 4 - Standard



Architectural & Powerful 4 Inch Luminaire

4-inch aperture round pendant with a lumen package range of 1300 - 4000 lumens. Compatible with all 0-10v dimming controls and DMX dimming with ANSI E1.20 RDM Protocol. This aesthetic luminaire is designed to elevate and illuminate beautiful spaces.

Quantity	Type
Projec	Note

Electrical System

- 1300lm (15W)
- 2200lm (25W)
- 3150lm (35W)
- 4000lm (45W)
- Power Input: Universal (120-277V)
- Operating Temperature: 14°F~104°F
- Surge Protection: 2.5KV
- Power Factor Greater than 0.9

LED Technology

- 2700K, 3000K, 3500K, 4000K
- 85 CRI, 93 CRI
- Beam Angle: 35°, 45°, 60°, WD
- UGR ≤19
- Rated Life > 60,000 Hours (L70)

Advanced Dimming

(Proprietary VX Driver is incorporated to all dimming options for video flicker-free lighting)

- Standard 0-10V: dims to 10%
- Superior 0-10V: dims to 1%
- DMX: high resolution dims to 0.1% (Supports ANSI E1.20 RDM protocol)
- LTE: Hi-Lume 1% 2-wire LED Driver (120V forward phase only)
- LDE1: Hi-Lume 1% EcoSystem LED Driver with Soft-on, Fade-to-Black (UNV only)

Housing

- Diameter: 4" (102mm)
- Height: 9.5" (240mm)
- Material: Aluminum
- Weight: 8 lbs

Mounting

- Power Line Mount 2ft, 4ft, 6ft, 8ft, 10ft with High Lumen Power Suspension
- Stem 2ft or 4ft
- Cord Mount 10ft
- Surface Mount

Warranty

- 5-year limited warranty

Listing

- ETL Listed



Orion 4 - Standard



How to Specify:

Ordering Example: OR4-15-408-UNV-SPV-35-BLK-GLD-PL2

4-5 weeks lead time on over 75% of specifications.

Model	Wattage		CCT / CRI		Voltage		Dimming	
OR4					UNV			
OR4	15	15W	278	2700K / CRI85	UNV	120-277V	STV	Standard 0-10V dims to 10%
Orion 4	25	25W	308	3000K / CRI85			SPV	Superior 0-10V dims to 1%
	35	35W	358	3500K / CRI85			DMX(RJ45)¹	DMX dims to 0.1% (RJ45 Sockets)
	45	45W	408	4000K / CRI85			LTE	Hi-Lume 1% 2-wire LED Driver (120V forward phase only)
			279	2700K / CRI93			LDE1	Hi-Lume 1% EcoSystem LED Driver with Soft-on, Fade-to-Black (UNV only)
			309	3000K / CRI93				
			359	3500K / CRI93				

Beam Angle		Finish		Trim Finish		Mounting		Option	
35	35°	BLK	Black	BLK	Black	PL2	Power Line Mount 2ft	RM	Remote Power
45	45°	WHT	White	SLV	Silver	PL4	Power Line Mount 4ft		
60	60°					PL6	Power Line Mount 6ft		
WD*	WIDE					PL8	Power Line Mount 8ft		
						PL10	Power Line Mount 10ft		
						CM10	Cord Mount 10ft		
						ST2	Stem 2ft		
						ST4	Stem 4ft		
						SUM*	Surface Mount		
*Please factor in change in lumen output with diffuser -20%.		*All finishes come with standard black reflector.				*Option is not compatible with remote power.		*Remote Power comes with a Shallow canopy.	

Orion 4 - Standard



Delivered Lumens*

Wattage	15W	25W	35W	45W
CCT	Beam Angle: 35°			
4000K	1330 lm	2160 lm	3150 lm	4000 lm
3500K	1300 lm	2100 lm	3060 lm	3820 lm
3000K	1260 lm	2030 lm	2910 lm	3700 lm
2700K	1200 lm	1950 lm	2850 lm	3550 lm

*Tolerance 8%

DMX Requirements*

The Orion 4 LED fixture with DMX is a ONE CHANNEL DMX unit.

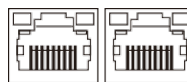
When placing order, please indicate DMX address. (The DMX address will be listed on the back of the fixture.)

The LED fixture provides RJ45 Socket to connect. (DMX cable NOT included.)

The final fixture should be terminated by the use of DMX Terminator (by others).

CONNECTION	RJ45 (CAT5e)
Common	WHITE/BROWN(PIN7) & BROWN (PIN 8)
Signal -	ORANGE (PIN 2)
Signal +	WHITE/ORANGE (PIN 1)
Spare	-
Spare	-

RJ45 Sockets



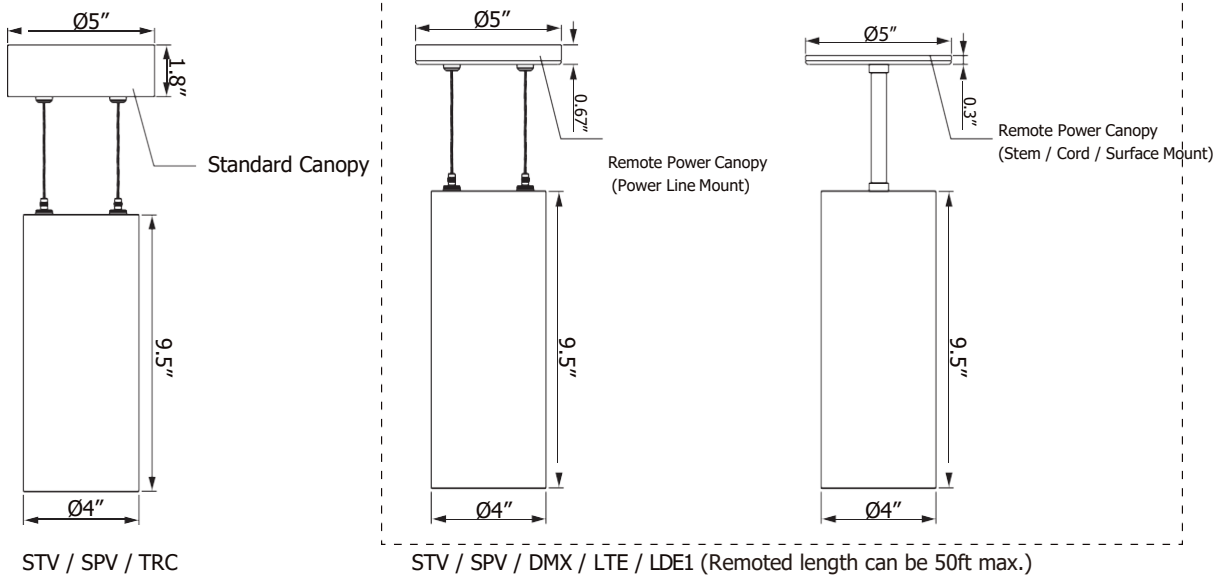
DMX IN DMX OUT

Compatible DMX Cabling List

DMX uses a cable consisting of two twisted pairs plus a shield to carry data. The cable must be specifically impedance matched for the digital DMX signal, meaning that microphone cable or other non-rated cable **must not be used to carry DMX**. Network cable (Cat5, 5e or 6 cable) may be used to carry DMX in an installation; however special consideration must be given to shielding and termination. Under no circumstances should solid core cable like Cat5 be terminated into a screw down connector.

Meteor recommends the use of Belden 9729 for DMX installation. Belden 9729 is a two pair cable, which allows for a spare pair for 'out and back' type terminations if needed. Below is a list of other compatible Belden cables.

Dimensions




STV / SPV / TRC

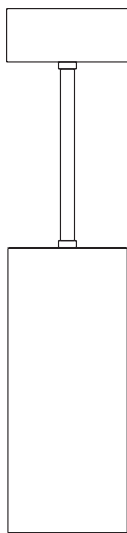
STV / SPV / DMX / LTE / LDE1 (Remoted length can be 50ft max.)

Mounting Options

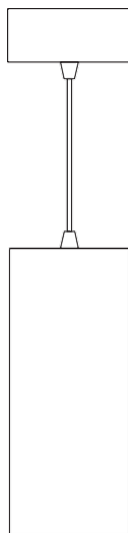
Standard Driver-In Canopy Mounting Options




Power Line



Stem




Cord Mount

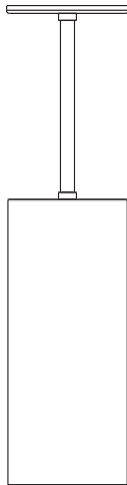


Surface Mount
(Only standard canopy)

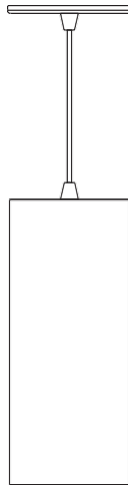
Remote Driver Canopy Mounting Options



Power Line
(Remote Power Canopy)



Stem
(Remote Power Canopy)



Cord Mount
(Remote Power Canopy)

Remote Power Box

