

ADVANCED HIGH CEILING

# Lance 6 - White Up / Down



## High Performing Outdoor Luminaire

Built to last, the Lance 6 is a 6-inch round outdoor wall mount cylinder with a combined lumen package range from 5,322 lm to 10,018 lm. Available in a variety of configurations, this IP 65 rated luminaire has W+RGB color tuning technology to make a bold architectural statement.

Quantity	Type
Project	Note

### Electrical System

- 6010 lm (60W) Uplight: 30W / Downlight: 30W
- 8014 lm (80W) Uplight: 30W / Downlight: 50W
- 10018 lm (100W) Uplight: 50W / Downlight: 50W
- Power Input: Universal (120/277V)
- Operating Temperature: 14°F~104°F
- Surge Protection: 2.5KV

### LED Technology

- 2700K, 3000K, 3500K, 4000K
- 85 CRI, 93 CRI
- Beam Angle:
  - Down: 40°, 60°, WD
  - Up: 40°, 60°, WD
- Rated Life > 60,000 Hours (L70)

### Advanced Dimming

(Proprietary VX Driver is incorporated to all dimming options for video flicker-free lighting)

- Standard 0-10V: dims to 10%
  - Single Dimming (Controls Up/Down Together)
  - Dual Dimming (Controls Up/Down Separately)
- Superior 0-10V: dims to 1%
  - Single Dimming (Controls Up/Down Together)
  - Dual Dimming (Controls Up/Down Separately)
- DMXD: high resolution dims to 0.1%
  - Supports ANSI E1.20 RDM protocol
  - Controls Up/Down Separately

### Housing

- Diameter: 6.37" (162mm)
- Height: 20" (508.5mm / 50W), 22" (558.8mm / 100W)
- Material: Aluminum
- Weight: 15.2 lbs / 50W, 16.7 lbs / 100W

### Warranty

- 5 year limited warranty

### Listing

- ETL Wet Location Listed
- IP65



# Lance 6 - White Up / Down



## How To Specify:

**Ordering Example: LA6-60-408-UNV-SPVS-4040-BLK-OUT-FW**

**4-5 weeks lead time on over 75% of specifications.**

Model	Wattage			CCT / CRI		Voltage	
LA6						UNV	
LA6	<b>60</b>	Downlight: 30W	Uplight: 30W	<b>278</b>	2700K / CRI85	<b>UNV</b>	120/277V
Lance6	<b>80<sup>1</sup></b>	Downlight: 50W	Uplight: 30W	<b>308</b>	3000K / CRI85		
	<b>100<sup>1</sup></b>	Downlight: 50W	Uplight: 50W	<b>358</b>	3500K / CRI85		
				<b>408</b>	4000K / CRI85		
				<b>279</b>	2700K / CRI93		
				<b>309</b>	3000K / CRI93		
				<b>359</b>	3500K / CRI93		
	<sup>1</sup> Option not compatible with DMX. NOTE: Contact Factory for only downlight option						

Dimming		Beam Angle		Color		Finish		Accessories	
<b>NOD</b>	Non-Dimming	Downlight		<b>BLK</b>	Black	<b>OUT</b>	Outdoor	<b>FW<sup>1</sup></b>	Forward Throw
<b>STVS</b>	Standard 0-10V dims to 10% Single (Up/Down Together)	<b>40</b>	40	<b>WHT</b>	White	<b>NAT</b>	Natatorium Rated	<b>WW<sup>1</sup></b>	Wall Wash 20°
<b>STVD</b>	Standard 0-10V dims to 10% Dual (Up/Down Separately)			<b>GRY</b>	Gray	<b>MAR</b>	Marine Finish	<b>LL<sup>1</sup></b>	Linear Lens
<b>SPVS</b>	Superior 0-10V dims to 1% Single (Up/Down Together)	Uplight		<b>BRZ</b>	Bronze				
<b>SPVD</b>	Superior 0-10V dims to 1% Dual (Up/Down Separately)	<b>40</b>	40						
		<b>60</b>	60						
		<b>WD<sup>1</sup></b>	WIDE						
<b>DMXD</b>	DMX dims to 0.1% Dual (Up/Down Separately)								
		<sup>1</sup> Please factor in change in lumen output of -12%							<sup>1</sup> Please factor in change in lumen output of -20%

**Lance 6 - White Up / Down****Delivered Lumens\***

Wattage CCT	60W		80W		100W	
	UP (30W)	DOWN (30W)	UP (30W)	DOWN (50W)	UP (50W)	DOWN (50W)
4000K	3005 lm	3005 lm	3005 lm	5009 lm	5009 lm	5009 lm
3500K	2960 lm	2960 lm	2960 lm	4933 lm	4933 lm	4933 lm
3000K	2890 lm	2890 lm	2890 lm	4810 lm	4810 lm	4810 lm
2700K	2661 lm	2661 lm	2661 lm	4435 lm	4435 lm	4435 lm

**Current Consumption**

Wattage \ Volt	120V	277V
60W	0.55A	0.24A
80W	0.73A	0.32A
100W	0.92A	0.40A

\*Tolerance±8%

**DMX Requirements\***

Each Lance 6 DMX unit has TWO CHANNEL per fixture (1 to control uplight, 1 to control downlight). Fixture will be controlled by DMX number controlling intensity. We do not recommend more than 32 fixtures per DMX daisy chain. When placing order, please indicate DMX address (refer to DMX Address example below). DMX address will be listed on the back of each fixture.

Fixture	DMX Address	
	Uplight (ex. X)	Downlight (ex. X+1)
#1	1	2
#2	3	4
#3	5	6

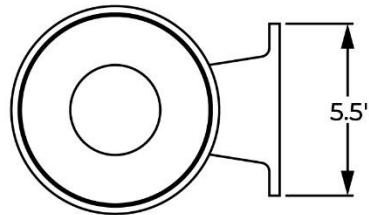
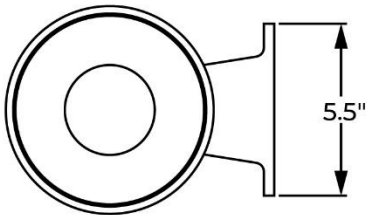
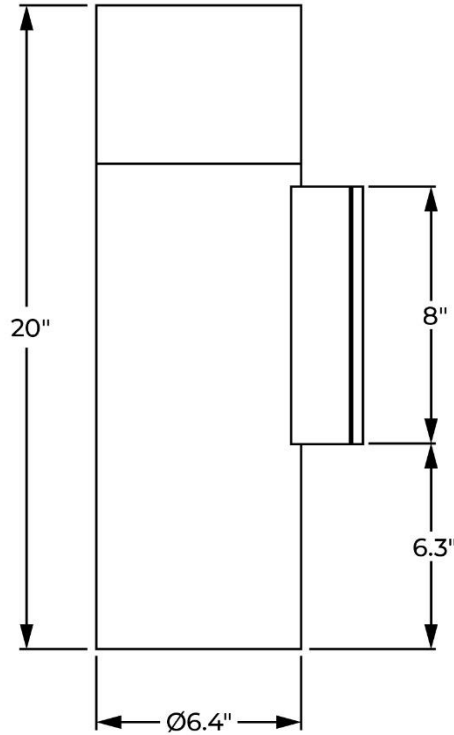
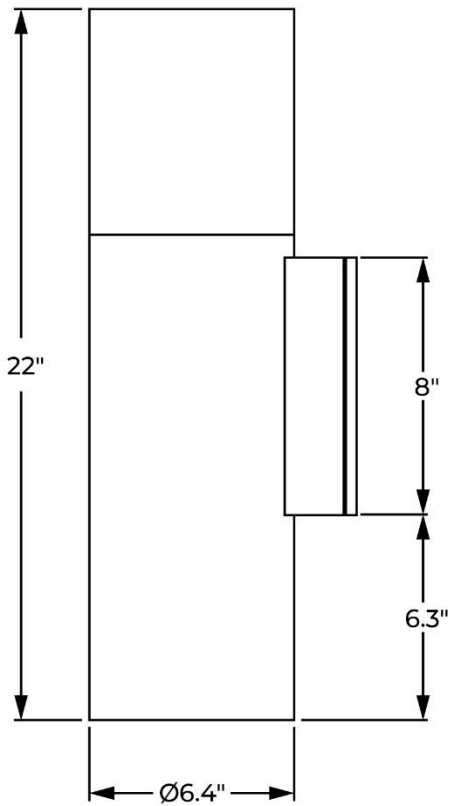
- The LED fixture will have 2 DMX positive / Negative wires for connection.
- The final fixture should be terminated by the use of DMX Terminator (by others).

**Compatible DMX Cabling List**

DMX uses a cable consisting of two twisted pairs plus a shield to carry data. The cable must be specifically impedance matched for the digital DMX signal, meaning that microphone cable or other non-rated cable **must not be used to carry DMX**. Network cable (Cat5, 5e or 6 cable) may be used to carry DMX in an installation; however special consideration must be given to shielding and termination. Under no circumstances should solid core cable like Cat5 be terminated into a screw down connector.

Meteor recommends the use of Belden 9729 for DMX installation. Belden 9729 is a two pair cable, which allows for a spare pair for 'out and back' type terminations if needed. Below is a list of other compatible Belden cables.

**Dimensions**



100W

60W