

Dext 2.0 - Standard

High Lumen Economical Luminaire with 16,500 - 34,800 lumen output, perfectly suited for 400/500W Metal Halide replacements.

- Outdoor/Natatorium Rating

(Please refer to Outdoor/Natatorium Version spec sheet)

Quantity		Type	
Project		Note	

Electrical System

- Downlight
 - 17400 lm (150W)
 - 23200 lm (200W)
 - 34800 lm (300W)
- Uplight
 - 2320 lm (20W)
- Power Input: Universal (120-277V)
- Operating Temperature: -40°F~112°F
- Surge Protection: standard is 4KV

LED Technology

- 3000K, 4000K, 5000K
- 80 CRI
- Beam Angle: 50°, 100°
- Rated Life > 60,000 Hours (L70)

Advanced Dimming

(Proprietary VX Driver is incorporated to all dimming options for video flicker-free lighting)

- Standard 0-10V: dims to 10%

Housing

- Diameter: Ø14.5"(368mm)
- Height: 10.25"(260mm)
- Material: High Pressure Die-Cast Aluminum, PC
- Weight: 17.64lbs

Mounting

- Stem 2ft or 4ft; 45° Swivel Canopy Included
- Adjustable Aircraft Cable 10ft
- Bracket

Warranty

- 5 year limited warranty

Listing

- ETL Damp Location Listed



Not all Dext 2.0 Series are DLC qualified.
For all qualified products.
Please visit: www.designlights.org/qpl

Dext 2.0 - Standard

How To Specify:

Ordering Example: DS2-170-508-UNV-STV-100-WHT-ST2

Model	Wattage	CCT / CRI	Voltage	Dimming
DS2				
DS2	150 150W	308 3000K / CRI80	UNV 120-277V	NOD Non-Dimming
Dext 2.0 Series	170* 170W	408 4000K / CRI80		STV Standard 0-10V dims to 10%
	200 200W	508 5000K / CRI80		
	220* 220W			
	300 300W			
	*20W Uplight Module			

Beam Angle	Finish	Mounting	Accessories
50 50°	WHT White	ST2 Stem 2ft	SPD ¹ Surge Protector
100 100°	BLK Black	ST4 Stem 4ft	WG ² Wire Guard
		AD10 Adjustable Cable 10ft	
		BRK Bracket	
<p>*Beam Angle Options are only available for Downlight.</p> <p>*Uplight Beam Angle Fixed at 100°.</p> <p>¹ Surge protector for up to 10KV. Applicable for unstable mains or facilities using high power machineries.</p> <p>² Please factor in change in lumen output of 14%.</p>			

Delivered Lumens*

Downlight

Wattage	150W	200W	300W
CCT	Beam Angle: 50°		
5000K	17400 lm	23200 lm	34800 lm
4000K	16950 lm	22600 lm	33900 lm
3000K	16500 lm	22000 lm	33000 lm

Uplight

Wattage	20W
CCT	Beam Angle: 100°
5000K	2320 lm
4000K	2260 lm
3000K	2200 lm

Current Consumption

Wattage	120V	277V
150W	1.52A	0.66A
170W	1.73A	0.75A
200W	2.03A	0.88A
220W	2.23A	0.97A
300W	3.05A	1.32A

*Tolerance ± 8%

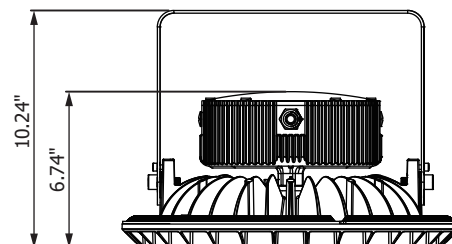
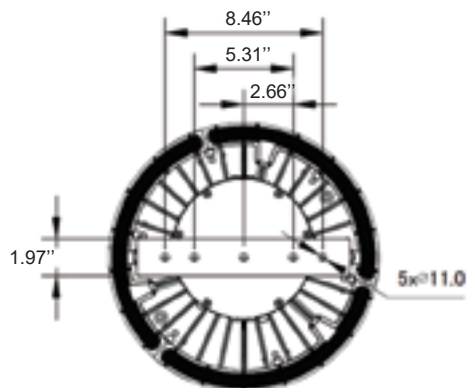
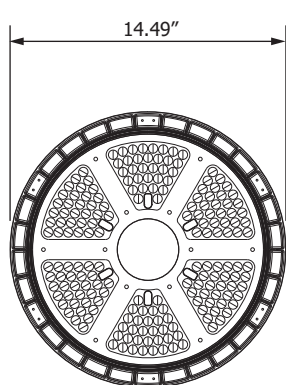
DesignLights Consortium™ Qualified Luminaires:

DLC QPL Model Number : DS2-220-507, DS2-220-407

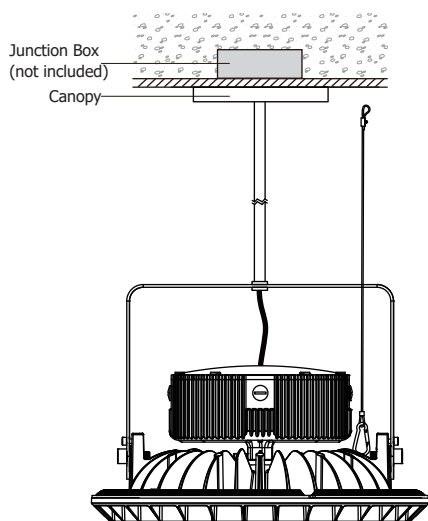
Not all product variations listed on this page are DLC qualified.

To ensure that a specific model is qualified, visit www.designlights.org/search.

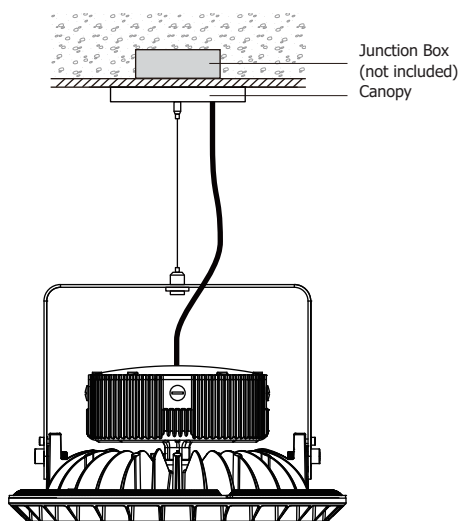
Dimensions



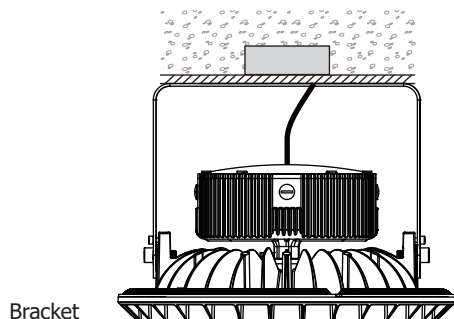
Mounting Options



Stem




Adjustable Aircraft Cable



Bracket

Accessory



Wire Guard