

ADVANCED HIGH CEILING

DUO 6 - RGB Uplight



Elegant Up and Downlight Luminaire

With a unique High Lumen Power Suspension System, the Duo series is an elegant, cable-free and aesthetic up and downlight solution.

With a seamless connector and hidden signal wire, this luminaire seamlessly blends into your environment and space.

Duo gives you perfect optics with intuitive design making it a decorative element that adds a touch of class.

Quantity	Type
Project	Note

Electrical System

- Uplight: 1040 lm / 25W (RGB)
Downlight: 2205 lm / 25W
4305 lm / 50W
6075 lm / 70W
- Power Input: Universal (120-277V)
- Operating Temperature: -13°F~104°F
- Surge Protection: 2.5KV
- Power Factor Greater than 0.9

LED Technology

- Uplight: Wavelength R 645 nm, G 520 nm, B 445 nm
- Downlight: 2700K, 3000K, 3500K, 4000K
- 85 CRI, 93 CRI
- Beam Angle:
- Down: 60°, WD
- Up: 60°, WD
- UGR ≤19
- Rated Life > 60,000 Hours (L70)

Advanced Dimming

(Proprietary VX Driver is incorporated to all dimming options for video flicker-free lighting)

With Signal Wire

- DMX: high resolution dims to 0.1% (RJ45 only)
(Supports ANSI E1.20 RDM protocol)
- Dual Dimming (Controls Up/Down Separately)

Housing

- Diameter: 6.37" (162mm)
- Height: 20" (508.5mm)
- Material: Aluminum
- Weight: 15.2 lbs
- Canopy Height: 2.95"

Mounting

- Power Line Mount 2ft, 4ft, 6ft, 8ft, 10ft with High Lumen Power Suspension (Canopy Height: 2.95")
- Power Line Mount 2ft, 4ft, 6ft, 8ft, 10ft with High Lumen Power Suspension and Remote Power (Canopy Height: 0.84")
- Remote Emergency Pack

Warranty

- 5-year limited warranty

Listing

- ETL Listed





DUO 6 - RGB Uplight



How to Specify:

Ordering Example: **DUO6-50-408RGB-U-DMXRD-6060-B-PL6**

Model	Wattage	CCT / CRI	Voltage	Dimming
DUO6			UNV	
DUO6	50 Downlight: 25W Uplight: 25W 75 Downlight: 50W Uplight: 25W 95 Downlight: 70W Uplight: 25W	278 2700K / CRI85 308 3000K / CRI85 358 3500K / CRI85 408 4000K / CRI85 RGB	U 120-277V	With Signal Wire DMXRD¹ DMX dims to 0.1% Dual (Up/Down Separately)
				¹ Option only applies to RJ45 Sockets.

Beam Angle		Finish		Mounting	
Downlight	Uplight	B	Black	PL2 (2 or 4 or 6 or 8 or 10)	Power Line Mount
60 60°	60 60°	W	White	PL2RM (2 or 4 or 6 or 8 or 10)	Power Line Mount Remote Power
WD¹ WIDE	WD¹ WIDE				
¹ Please factor in change in lumen output with diffuser (-20% with WD; -12% with other degrees).			  B W		

Delivered Lumens*

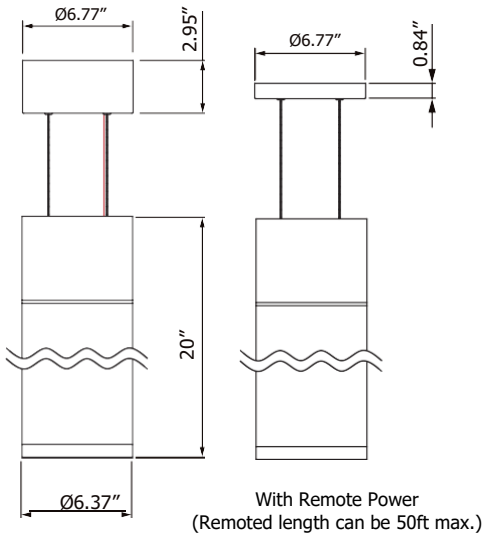
Uplight	Color	R		G		B	
	Wattage	124 lm		821 lm		98 lm	
Downlight	CCT	2700K	3000K	3500K	4000K		
	Wattage	25W	50W	70W		1900 lm	2205 lm
			3720 lm	6230 lm	2180 lm	4210 lm	4305 lm
			5745 lm	6390 lm	6390 lm	6475 lm	6475 lm

*Tolerance±8%

DUO 6 - RGB Uplight

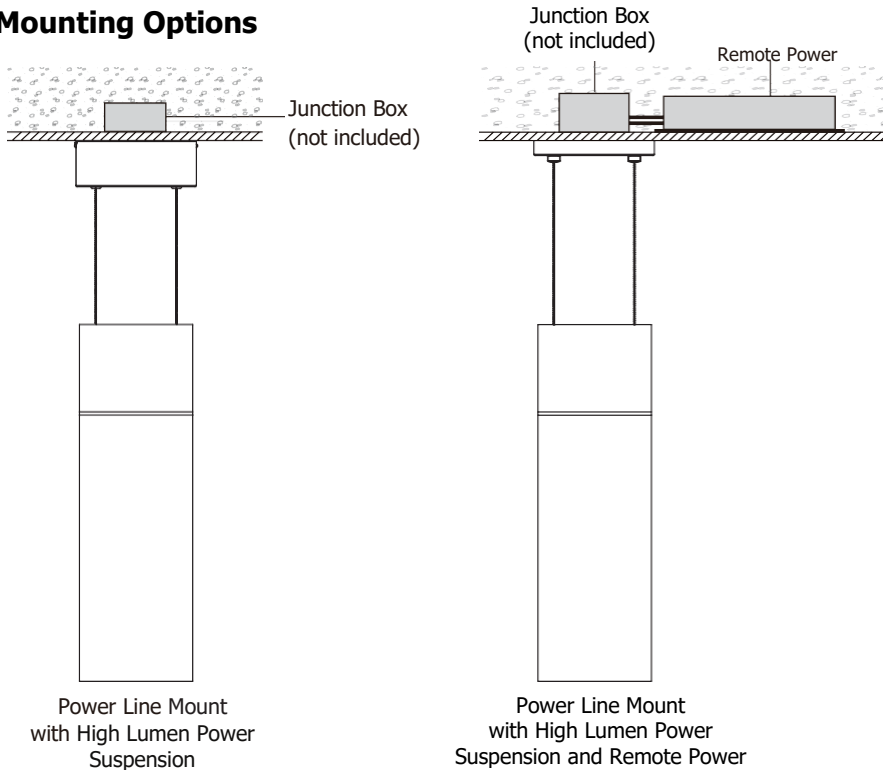


Dimensions



SPV / DMX
with signal wire.

Mounting Options



DUO 6 - RGB Uplight



DMX Requirements*

The DUO 6W+RGB fixture with DMX is a **FOUR CHANNEL DMX unit**.

When placing order, please indicate DMX address. (The DMX address will be listed on the back of the fixture.) The LED fixture provide RJ45 Socket to connect. (DMX cable NOT included.)

The final fixture should be terminated by the use of DMX Terminator (by others).

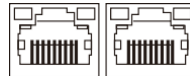
Fixture	DMX Address			
	Uplight			Downlight
	Red Control (ex. X)	Green Control (ex. X+1)	Blue Control (ex. X+2)	White Control (ex. X+3)
#1	1	2	3	4
#2	5	6	7	8
#3	9	10	11	12

The LED fixture provide RJ45 Socket to connect. (DMX cable NOT included.)

The final fixture should be terminated by the use of DMX Terminator (by others).

CONNECTION	RJ45 (CAT5e)
Common	WHITE/BROWN(PIN7) & BROWN (PIN 8)
Signal -	ORANGE (PIN 2)
Signal +	WHITE/ORANGE (PIN 1)
Spare	-
Spare	-

RJ45 Sockets



DMX IN DMX OUT

Compatible DMX Cabling List

DMX uses a cable consisting of two twisted pairs plus a shield to carry data. The cable must be specifically impedance matched for the digital DMX signal, meaning that microphone cable or other non-rated cable **must not be used to carry DMX**. Network cable (Cat5, 5e or 6 cable) may be used to carry DMX in an installation; however special consideration must be given to shielding and termination. Under no circumstances should solid core cable like Cat5 be terminated into a screw down connector.

Meteor recommends the use of Belden 9729 for DMX installation. Belden 9729 is a two pair cable, which allows for a spare pair for 'out and back' type terminations if needed. Below is a list of other compatible Belden cables.