

ADVANCED HIGH CEILING

# DUO 6 - RGB Uplight



### Elegant Up and Downlight Luminaire

With a unique High Lumen Power Suspension System, the Duo series is an elegant, cable-free and aesthetic up and downlight solution.

With a seamless connector and hidden signal wire, this luminaire seamlessly blends into your environment and space.

Duo gives you perfect optics with intuitive design making it a decorative element that adds a touch of class.

Quantity	Type
Projec	Note

### Electrical System

- Uplight: 1040 lm / 25W (RGB)
- Downlight: 2205 lm / 25W  
4305 lm / 50W  
6075 lm / 70W
- Power Input: Universal (120-277V)
- Operating Temperature: -13°F~104°F
- Surge Protection: 2.5KV
- Power Factor Greater than 0.9

### LED Technology

- Uplight: Wavelength R 645 nm, G 520 nm, B 445 nm
- Downlight: 2700K, 3000K, 3500K, 4000K
- 85 CRI, 93 CRI
- Beam Angle:
- Down: 60°, WD
- Up: 60°, WD
- UGR ≤19
- Rated Life > 60,000 Hours (L70)

### Advanced Dimming

(Proprietary VX Driver is incorporated to all dimming options for video flicker-free lighting)

#### With Signal Wire

- DMX: high resolution dims to 0.1% (RJ45 only)  
(Supports ANSI E1.20 RDM protocol)
- Dual Dimming (Controls Up/Down Separately)

### Housing

- Diameter: 6.37" (162mm)
- Height: 20" (508.5mm)
- Material: Aluminum
- Weight: 15.2 lbs
- Canopy Height: 2.95"

### Mounting

- Power Line Mount 2ft, 4ft, 6ft, 8ft, 10ft with High Lumen Power Suspension (Canopy Height: 2.95" )
- Power Line Mount 2ft, 4ft, 6ft, 8ft, 10ft with High Lumen Power Suspension and Remote Power (Canopy Height: 0.84" )
- Remote Emergency Pack

### Warranty

- 5-year limited warranty

### Listing

- ETL Listed





# DUO 6 - RGB Uplight



## How to Specify:

Ordering Example: **DUO6-50-408RGB-U-DMXRD-6060-B-PL6**

Model	Wattage	CCT / CRI	Voltage	Dimming
DUO6			UNV	
DUO6	<b>50</b> Downlight: 25W Uplight: 25W <b>75</b> Downlight: 50W Uplight: 25W <b>95</b> Downlight: 70W Uplight: 25W	<b>278</b> 2700K / CRI85 <b>308</b> 3000K / CRI85 <b>358</b> 3500K / CRI85 <b>408</b> 4000K / CRI85 <b>RGB</b>	<b>U</b> 120-277V	<b>With Signal Wire</b> <b>DMXRD<sup>1</sup></b> DMX dims to 0.1% Dual (Up/Down Separately)  <sup>1</sup> Option only applies to RJ45 Sockets.

Beam Angle				Finish		Mounting	
<b>Downlight</b>	<b>Uplight</b>	<b>B</b>	Black	<b>PL2</b> (2 or 4 or 6 or 8 or 10	Power Line Mount		
<b>60</b> 60°	<b>60</b> 60°	<b>W</b>	White	<b>PL2RM</b> (2 or 4 or 6 or 8 or 10)	Power Line Mount Remote Power		
<b>WD<sup>1</sup></b> WIDE	<b>WD<sup>1</sup></b> WIDE						
<sup>1</sup> Please factor in change in lumen output with diffuser (-20% with WD; -12% with other degrees).				  B W			

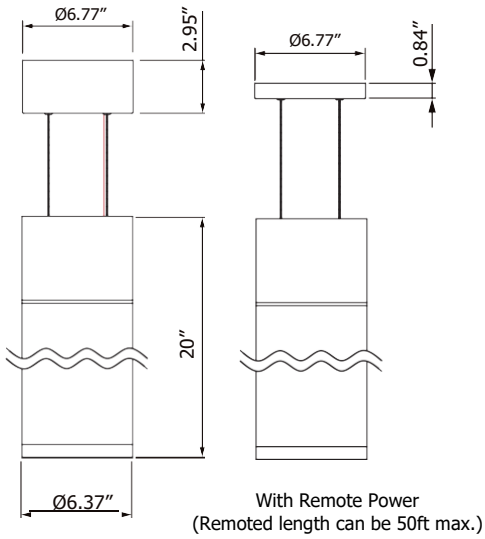
## Delivered Lumens\*

Uplight	Color		R		G		B			
	Wattage									
	25W		124 lm		821 lm		98 lm			
Downlight	CCT		2700K		3000K		3500K		4000K	
	Wattage									
	25W		1900 lm		2060 lm		2180 lm		2205 lm	
	50W		3720 lm		3980 lm		4210 lm		4305 lm	
	70W		5745 lm		6230 lm		6390 lm		6475 lm	

\*Tolerance±8%

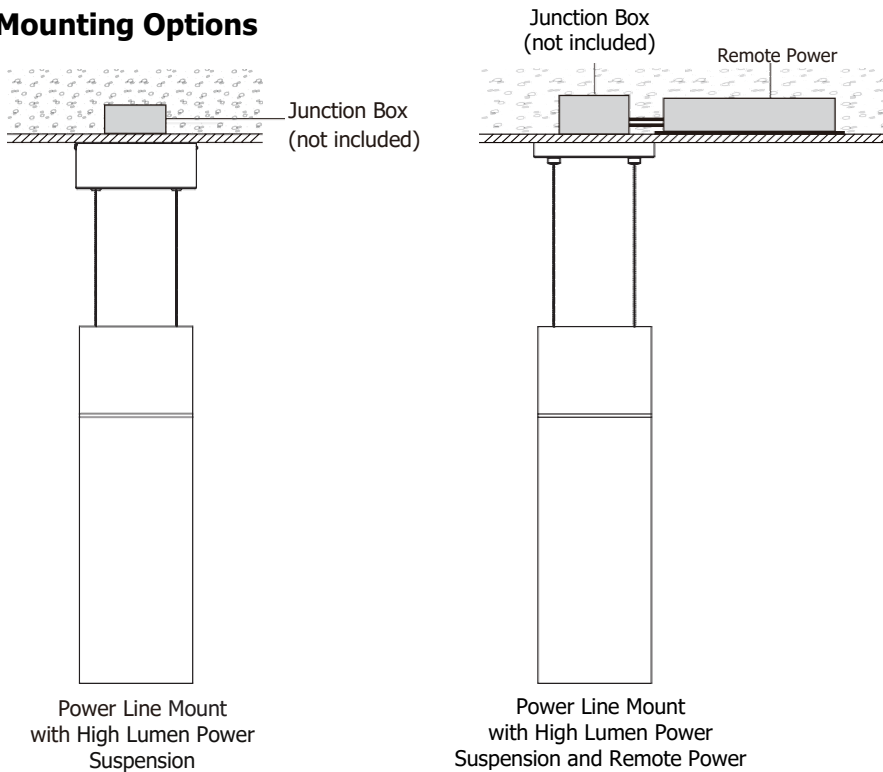
# DUO 6 - RGB Uplight

## Dimensions



SPV / DMX  
with signal wire.

## Mounting Options



# DUO 6 - RGB Uplight



## DMX Requirements\*

The DUO 6W+RGB fixture with DMX is a **FOUR CHANNEL DMX unit**.

**When placing order, please indicate DMX address.** (The DMX address will be listed on the back of the fixture.) The LED fixture provide RJ45 Socket to connect. (DMX cable NOT included.)

The final fixture should be terminated by the use of DMX Terminator (by others).

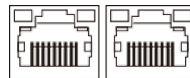
Fixture	DMX Address			
	Uplight			Downlight
	Red Control (ex. X)	Green Control (ex. X+1)	Blue Control (ex. X+2)	White Control (ex. X+3)
#1	1	2	3	4
#2	5	6	7	8
#3	9	10	11	12

The LED fixture provide RJ45 Socket to connect. (DMX cable NOT included.)

The final fixture should be terminated by the use of DMX Terminator (by others).

CONNECTION	RJ45 (CAT5e)
Common	WHITE/BROWN(PIN7) & BROWN(PIN 8)
Signal -	ORANGE(PIN 2)
Signal +	WHITE/ORANGE(PIN 1)
Spare	-
Spare	-

RJ45 Sockets



DMX IN DMX OUT

## Compatible DMX Cabling List

DMX uses a cable consisting of two twisted pairs plus a shield to carry data. The cable must be specifically impedance matched for the digital DMX signal, meaning that microphone cable or other non-rated cable **must not be used to carry DMX**. Network cable (Cat5, 5e or 6 cable) may be used to carry DMX in an installation; however special consideration must be given to shielding and termination. Under no circumstances should solid core cable like Cat5 be terminated into a screw down connector.

Meteor recommends the use of Belden 9729 for DMX installation. Belden 9729 is a two pair cable, which allows for a spare pair for 'out and back' type terminations if needed. Below is a list of other compatible Belden cables.