

ADVANCED HIGH CEILING

DUO 6 - Tunable White Version (ColorFlip™)



Elegant Up and Downlight Luminaire

- ColorFlip™
Meteor Lighting's proprietary ColorFlip™ Tunable White solution, that results in superior efficacy and heat management. This product is compatible with all existing 0-10V and DMX control systems. Bringing human centric lighting to your spaces.

Duo gives you perfect optics with intuitive design making it a decorative element that adds a touch of class.

- Standard
(Please refer to Standard Version spec sheet)

Quantity		Type	
Project		Note	

ColorFlip™		2700K	3000K	3500K	4000K	4500K	5000K	5700K	6500K	*Lumen
DMX CCT Signal (%)		0%	10%	25%	45%	60%	70%	85%	100%	Multiplier 40° 60° baseline 0.82
0-10V CCT Voltage		0	1	2.5	4.5	6	7	8.5	10	
75W	Up: 25W	1960 lm	2015 lm	2070 lm	2125 lm	2180 lm	2174 lm	2166 lm	2160 lm	
	Down: 50W	3500 lm	3630 lm	3730 lm	3930 lm	4080 lm	4035 lm	3990 lm	3940 lm	
50W	Up: 25W	1960 lm	2015 lm	2070 lm	2125 lm	2180 lm	2174 lm	2166 lm	2160 lm	
	Down: 25W	1960 lm	2015 lm	2070 lm	2125 lm	2180 lm	2174 lm	2166 lm	2160 lm	
30W	Up: 15W	1500 lm	1565 lm	1630 lm	1695 lm	1760 lm	1740 lm	1720 lm	1700 lm	
	Down: 15W	1500 lm	1565 lm	1630 lm	1695 lm	1760 lm	1740 lm	1720 lm	1700 lm	
CRI		85	86	87	88	89	88	87	86	

Delivered Lumens*

Electrical System

- 30W, 50W, 70W
- Power Input: Universal (120-277V)
- Operating Temperature: -13°F~104°F
- Power Factor Greater than 0.9

LED Technology

- ColorFlip™ (Tuning White: 2700K ↔ 6500K)
- 85+ CRI
- Beam Angle:
Down: 40°, 60°, WD
Up: 40°, 60°, WD
- UGR ≤19
- Rated Life > 60,000 Hours (L70)

Advanced Dimming

(Proprietary VX Driver is incorporated to all dimming options for video flicker-free lighting)

With Signal Wire

- Superior 0-10V: dims to 1%
- DMX: high resolution dims to 0.1% (RJ45 only) (Supports ANSI E1.20 RDM protocol)

Note: ONLY Single Dimming (Controls Up/Down Together)

Housing

- Diameter: 6.37" (162mm)
- Height: 20" (508.5mm)
- Material: Aluminum
- Weight: 15.2 lbs
- Canopy Height: 2.95"

Mounting

- Power Line Mount 2ft, 4ft, 6ft, 8ft, 10ft with High Lumen Power Suspension (Canopy Height: 2.95")
- Power Line Mount 2ft, 4ft, 6ft, 8ft, 10ft with High Lumen Power Suspension and Remote Power (Canopy Height: 0.84")

Warranty

- 5 year limited warranty

Listing

- ETL Listed





DUO 6 - Tunable White Version (ColorFlip™)



How To Specify:

Ordering Example: DUO6-50-408-U-DMXRS-6040-B-PL6

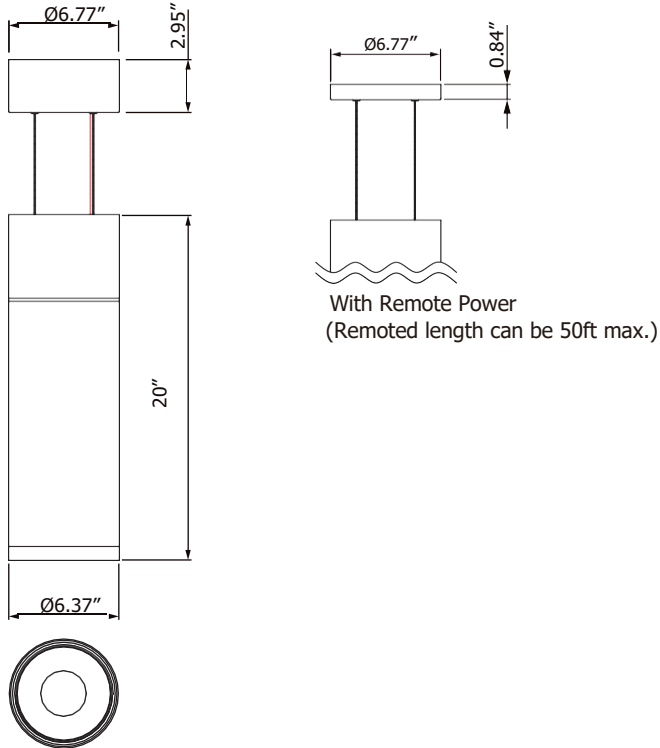
Model	Wattage	CCT / CRI	Voltage	Dimming
DUO6				
DUO6	30 Downlight: 15W Uplight: 15W 50 Downlight: 25W Uplight: 25W 75 Downlight: 50W Uplight: 25W	TNW 3000K / CRI85	U 120-277V	With Signal Wire SPVS Superior 0-10V dims to 1% Single (Up/Down Together) DMXRS¹ DMX dims to 0.1% Single (Up/Down Together)
¹ Option only applies to RJ45 Sockets.				

Beam Angle	Finish	Accessories
Downlight: 40 40° 60 60° WD¹ WIDE	Uplight: 40 40° 60 60° WD¹ WIDE	B Black W White   B W
¹ Please factor in change in lumen output with diffuser (-20% with WD; -12% with other degrees).		PL2 (2 or 4 or 6 or 8 or 10) Power Line Mount PL2RM (2 or 4 or 6 or 8 or 10) Power Line Mount Remote Power

DUO 6 - Tunable White Version (ColorFlip™)



Dimensions



SPV / DMX with signal wire.

DMX Requirements*

Each DUO6 DMX unit has TWO CHANNELS per fixture (1 to control intensity, 1 to control color).

Fixture will be controlled by DMX number controlling intensity.

We do not recommend more than 32 fixtures per DMX daisy chain.

When placing order, please indicate DMX address (refer to DMX Address example below).

DMX address will be listed on the back of each fixture.

Fixture	DMX Address	
	Intensity Control (ex. X)	Color Control (ex. X+1)
#1	1	2
#2	3	4
#3	5	6

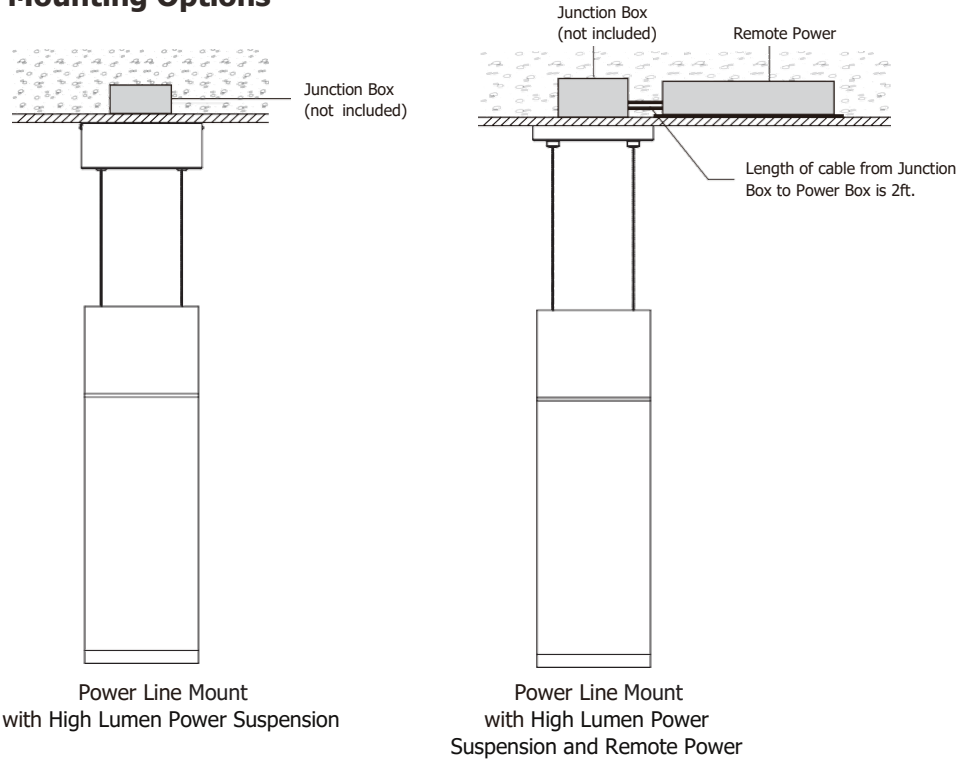
The LED fixture provide RJ45 Socket to connect. (DMX cable NOT included.)

The final fixture should be terminated by the use of DMX Terminator (by others).

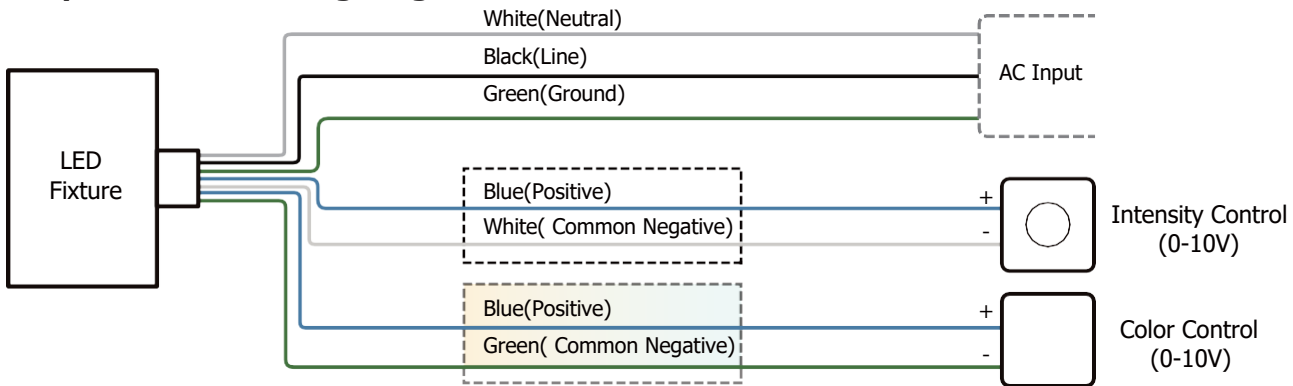
DUO 6 - Tunable White Version (ColorFlip™)



Mounting Options



Superior 0-10V Wiring Diagram



DMX Wiring Diagram

