

DUO 4 - RGB Uplight



Elegant Up and Downlight Luminaire

With a unique High Lumen Power Suspension System, the Duo series is an elegant, cable-free and aesthetic up and downlight solution.

With a seamless connector and hidden signal wire, this luminaire seamlessly blends into your environment and space.

Duo gives you perfect optics with intuitive design making it a decorative element that adds a touch of class.

Quantity	Type
Project	Note

Electrical System

- Uplight: 1040 lm / 25W (RGB)
- Downlight: 2205 lm / 25W
- Power Input: Universal (120-277V)
- Operating Temperature: -13°F~104°F
- Surge Protection: 2.5KV
- Power Factor Greater than 0.9

Housing

- Diameter: 4.8" (122mm)
- Height: 15.1" (383mm)
- Material: Aluminum
- Weight: 8.5 lbs
- Canopy Height: 2.95"

LED Technology

- Uplight: Wavelength R 645 nm, G 520 nm, B 445 nm
- Downlight: 2700K, 3000K, 3500K, 4000K
- 85 CRI, 93 CRI
- Beam Angle:
- Down: 15°, 25°, 35°, 60°, WD
- Up: 60°, WD
- UGR ≤19
- Rated Life > 60,000 Hours (L70)

Mounting

- Power Line Mount 2ft, 4ft, 6ft, 8ft, 10ft with High Lumen Power Suspension (Canopy Height: 2.95")
- Power Line Mount 2ft, 4ft, 6ft, 8ft, 10ft with High Lumen Power Suspension and Remote Power (Canopy Height: 0.84")
- Remote Emergency Pack

Warranty

- 5 year limited warranty

Advanced Dimming

(Proprietary VX Driver is incorporated to all dimming options for video flicker-free lighting)

With Signal Wire

- DMX: high resolution dims to 0.1% (RJ45 only)
- (Supports ANSI E1.20 RDM protocol)
- Dual Dimming (Controls Up/Down Separately)

Listing

- ETL Listed





DUO 4 - RGB Uplight



How to Specify:

Ordering Example: DUO4-50-408RGB-U-DMXRD-6060-B-PL6

	Wattage	CCT / CRI	Voltage	Dimming
DUO4			UNV	DMXRD
DOU4 DUO4	50 Downlight: 25W Uplight: 25W	278 2700K / CRI85 308 3000K / CRI85 358 3500K / CRI85 408 4000K / CRI85 RGB	U 120-277V	With Signal Wire DMXRD¹ DMX dims to 0.1% Dual (Up/Down Separately) ¹ Option only applies to RJ45 Sockets.

Beam Angle		Finish	Mounting
Downlight	Uplight	B Black W White	PL2 (2 or 4 or 6 or 8 or 10) Power Line Mount PL2RM (2 or 4 or 6 or 8 or 10) Power Line Mount Remote Power
15 15° 25 25° 35 35° 60 60° WD¹ WIDE	60 60° WD¹ WIDE	 B  W	
¹ Please factor in change in lumen output with diuser (-20% with WD; -12% with other degrees).			

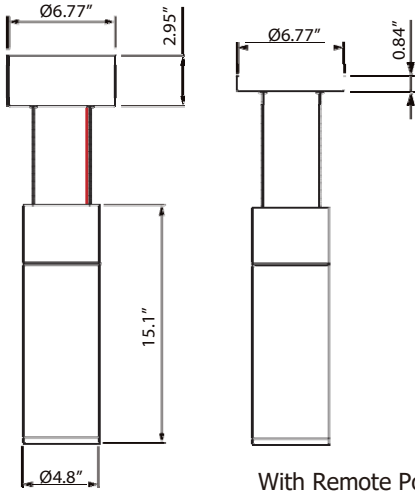
Delivered Lumens*

Uplight	Color	R		G		B	
	Wattage	124 lm		821 lm		98 lm	
Downlight	CCT	2700K	3000K	3500K	4000K		
	Wattage	1900 lm	2060 lm	2180 lm	2205 lm		

*Tolerance±8%

DUO 4 - RGB Uplight

Dimensions

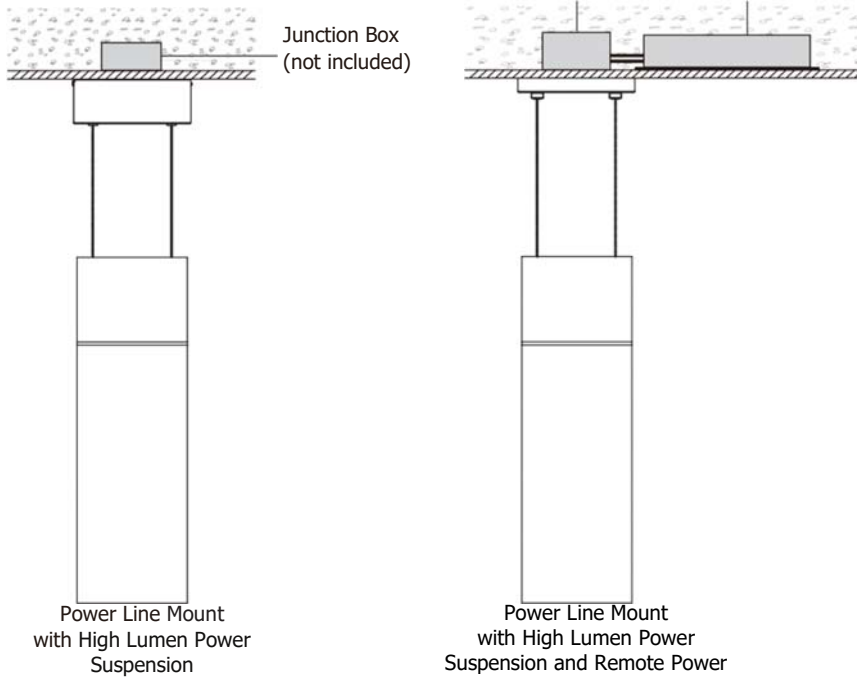


With Remote Power
(Remoted length can be 50ft max.)



DMX
with signal wire.

Mounting Options



DUO 4 - RGB Uplight



DMX Requirements*

The DUO 4W+RGB fixture with DMX is a **FOUR CHANNEL DMX unit.**

When placing order, please indicate DMX address.

(The DMX address will be listed on the back of the fixture.)

The LED fixture provide RJ45 Socket to connect. (DMX cable NOT included.)

The final fixture should be terminated by the use of DMX Terminator (by others).

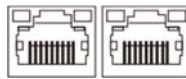
Fixture	DMX Address			
	Uplight			Downlight
	Red Control (ex. X)	Green Control (ex. X+1)	Blue Control (ex. X+2)	White Control (ex. X+3)
#1	1	2	3	4
#2	5	6	7	8
#3	9	10	11	12

The LED fixture provide RJ45 Socket to connect. (DMX cable NOT included.)

The final fixture should be terminated by the use of DMX Terminator (by others).

CONNECTION	RJ45 (CAT5e)
Common	WHITE/BROWN(PIN7) & BROWN(PIN 8)
Signal -	ORANGE(PIN 2)
Signal +	WHITE/ORANGE(PIN 1)
Spare	-
Spare	-

RJ45 Sockets



DMX IN DMX OUT