

DUO 4 - Tunable White Version (ColorFlip™)



Elegant Up and Downlight Luminaire
- ColorFlip™

Meteor Lighting's proprietary ColorFlip™ Tunable White solution, that results in superior efficacy and heat management. This product is compatible with all existing 0-10V and DMX control systems. Bringing human centric lighting to your spaces.

Duo gives you perfect optics with intuitive design making it a decorative element that adds a touch of class.

- Standard
(Please refer to Standard Version spec sheet)

Quantity		Type	
Project		Note	

Delivered Lumens*

ColorFlip™		2700K	3000K	3500K	4000K	4500K	5000K	5700K	6500K	*Lumen
DMX CCT Signal (%)		0%	10%	25%	45%	60%	70%	85%	100%	Multiplier 40° 60° baseline 0.82
0-10V CCT Voltage		0	1	2.5	4.5	6	7	8.5	10	
50W	Up: 25W	1930 lm	1985 lm	2040 lm	2095 lm	2150 lm	2144 lm	2136 lm	2130 lm	
	Down: 25W	1930 lm	1985 lm	2040 lm	2095 lm	2150 lm	2144 lm	2136 lm	2130 lm	
30W	Up: 15W	1490 lm	1528 lm	1567 lm	1607 lm	1645 lm	1647 lm	1648 lm	1650 lm	
	Down: 15W	1490 lm	1528 lm	1567 lm	1607 lm	1645 lm	1647 lm	1648 lm	1650 lm	
CRI		85	86	87	88	89	88	87	86	

Electrical System

- 30W, 50W
- Power Input: Universal (120-277V)
- Operating Temperature: -13°F~104°F
- Power Factor Greater than 0.9

Housing

- Diameter: 4.8" (122mm)
- Height: 15.1" (383mm)
- Material: Aluminum
- Weight: 8.5 lbs
- Canopy Height: 2.95"

LED Technology

- ColorFlip™ (Tuning White: 2700K ↔ 6500K)
- 85+ CRI
- Beam Angle:
Down: 35°, 60°, WD
Up: 35°, 60°, WD
- UGR ≤19
- Rated Life > 60,000 Hours (L70)

Mounting

- Power Line Mount 2ft, 4ft, 6ft, 8ft, 10ft with High Lumen Power Suspension (Canopy Height: 2.95")
- Power Line Mount 2ft, 4ft, 6ft, 8ft, 10ft with High Lumen Power Suspension and Remote Power (Canopy Height: 0.84")

Advanced Dimming

(Proprietary VX Driver is incorporated to all dimming options for video flicker-free lighting)

With Signal Wire

- Superior 0-10V: dims to 1%
 - DMX: high resolution dims to 0.1% (RJ45 only)
(Supports ANSI E1.20 RDM protocol)
- Note: ONLY Single Dimming (Controls Up/Down Together)

Warranty

- 5 year limited warranty

Listing

- ETL Listed





DUO 4 - Tunable White Version (ColorFlip™)



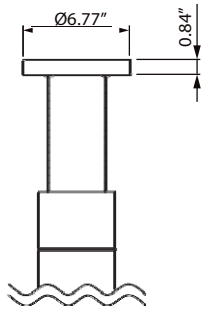
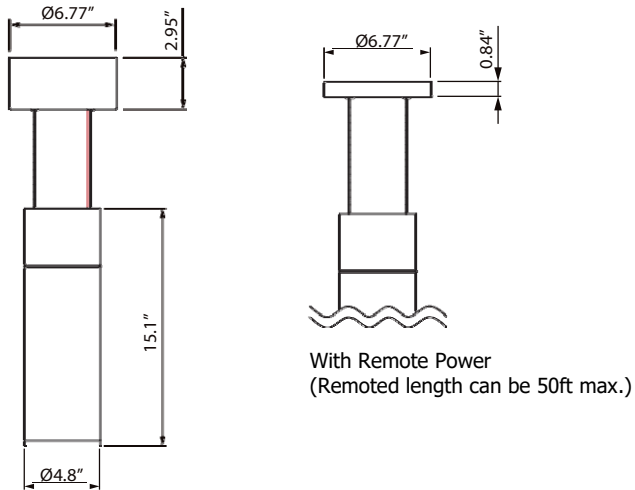
How to Specify:

Ordering Example: DUO4-50-TNW-U-DMXRS-6035-B-PL6

Model	Wattage	CCT / CRI	Voltage	Dimming
DUO4			UNV	
DOU4	30 Downlight: 15W Uplight: 15W 50 Downlight: 25W Uplight: 25W	TNW 2700K-6500K	U 120-277V	With Signal Wire SPVS Superior 0-10V dims to 1% Single (Up/Down Together) DMXRS¹ DMX dims to 0.1% Single (Up/Down Together) ¹ Option only applies to RJ45 Sockets.

Beam Angle		Finish		Mounting	
Downlight	Uplight	B	Black	PL2 (2 or 4 or 6 or 8 or 10	Power Line Mount
35 35°	35 35°	W	White	PL2RM (2 or 4 or 6 or 8 or 10)	Power Line Mount Remote Power
60 60°	60 60°				
WD¹ WIDE	WD¹ WIDE				
¹ Please factor in change in lumen output with diuuser (-20% with WD; -12% with other degrees).		 B  W			

Dimensions



With Remote Power
(Remoted length can be 50ft max.)



SPV / DMX
with signal wire.

DMX Requirements*

Each DUO4 DMX unit has TWO CHANNELS per fixture (1 to control intensity, 1 to control color).
 Fixture will be controlled by DMX number controlling intensity.
 We do not recommend more than 32 fixtures per DMX daisy chain.
 When placing order, please indicate DMX address (refer to DMX Address example below).
 DMX address will be listed on the back of each fixture.

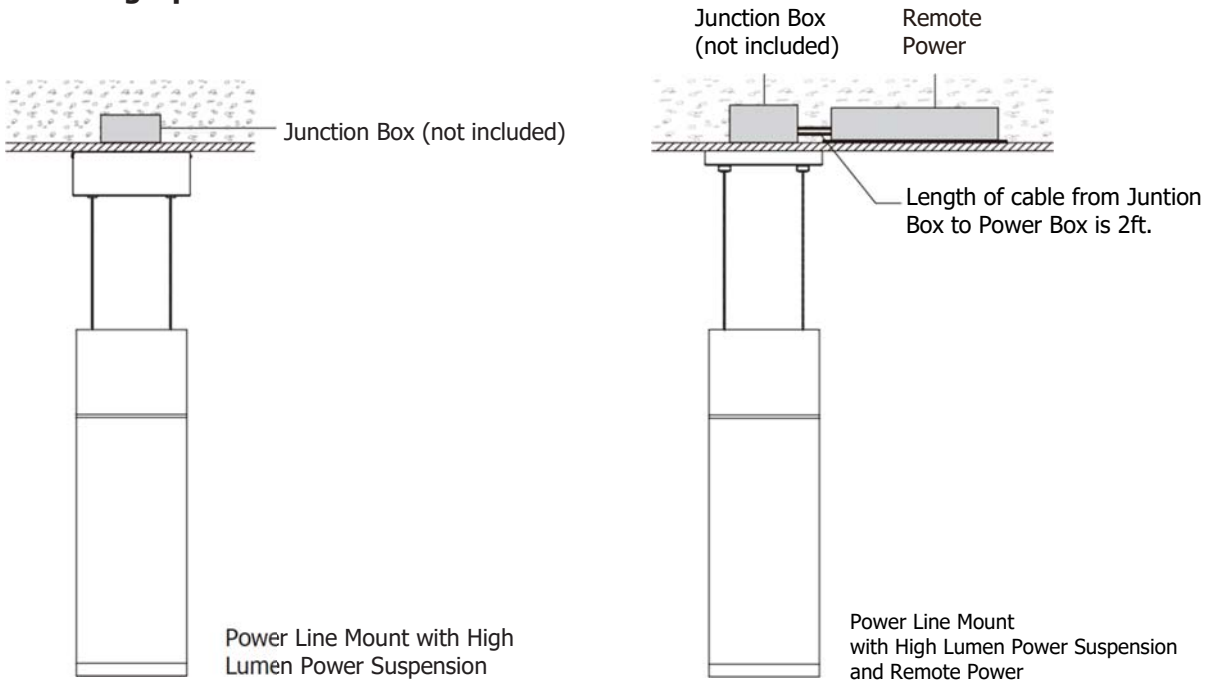
Fixture	DMX Address	
	Intensity Control (ex. X)	Color Control (ex. X+1)
#1	1	2
#2	3	4
#3	5	6

The LED fixture provide RJ45 Socket to connect. (DMX cable NOT included.)
 The final fixture should be terminated by the use of DMX Terminator (by others)


DUO 4 - Tunable White Version (ColorFlip™)



Mounting Options



Superior 0-10V Wiring Diagram



DMX Wiring Diagram

