

# DOT 2.5 - Warm Dim



New Dot 2.5 aperture micro cylinders with up to 1000 lumen output package. Smooth Dim to Dark compatibility with Ward Dim Color Tuning.

Quantity		Type	
Project		Note	

## Delivered Lumens

Warm Dim	1900K						2700K
	0.7	2	4	6	8	10	
0-10V CCT Voltage							
15W	43 lm	153 lm	298 lm	468 lm	638 lm	850 lm	

\*Tolerance±8%

### Electrical System

- 1000 lm (15W)
- Power Input: Universal (120-277V)
- Operating Temperature: 14°F~95°F
- Surge Protection: 2.5KV

### LED Technology

- Warm Dim™ (Tuning White: 1900K ↔ 2700K)
- 93 CRI
- UGR ≤19
- Beam Angle: 25°, 45°, 60°

### Advanced Dimming

(Proprietary VX Driver is incorporated to all dimming options for video flicker-free lighting)

- Standard 0-10V: dims to 10%
- Superior 0-10V: dims to dark
- TRIAC: Line-voltage phase control, dims to 1% (120V only)

### Housing

- Diameter: 2.5" (60mm)
- Height: 8.5" (216.5mm)
- Material: Aluminum
- Weight: 1.9 lbs

### Mounting

- Surface Mount
- Stem 2ft or 4ft
- Power Line Mount 2ft, 4ft, 6ft, 8ft, 10ft
- Cord Mount 10ft
- Wall Mount
- Surface Adjustable

### Warranty

- 5-year limited warranty

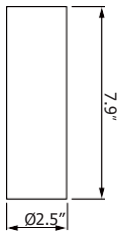
### Listing

- ETL Damp Location Listed
- CE





**Dimensions**

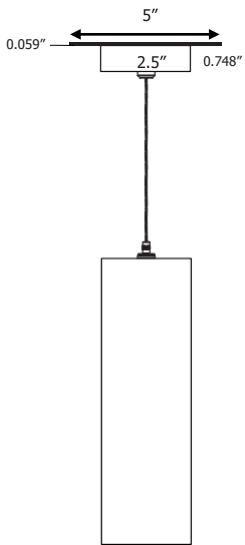


**Current Consumption**

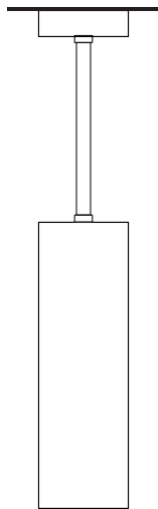
Wattage \ Volt	120V	277V
15W	0.14A	0.06A

**Mounting Options**

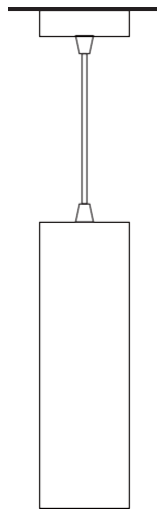
(Canopy Dimensions are the same for all)




Power Line



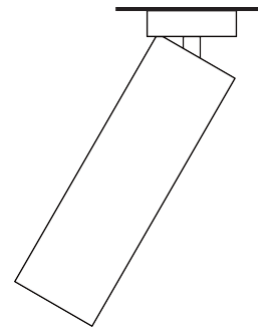
Stem



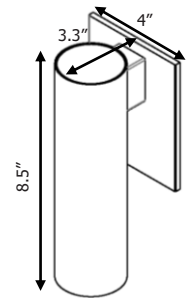
Cord Mount



Surface Mount



Surface Adjustable



Wall Mount

**Remote Power**

