

ADVANCED HIGH CEILING

# DOT 1.5 - Standard



New Dot 1.5 aperture micro cylinders with up to 800 lumen output package. Available in Black, White and Silver finishes and a variety of mounting options.

Quantity	Type
Project	Note

### Electrical System

- 800 lm (10W)
- Power Input: Universal (120-277V)
- Operating Temperature: +14°F~95°F
- Surge Protection: 2.5KV

### LED Technology

- 3000K, 3500K, 4000K
- 85 CRI, 93 CRI
- Beam Angle: 20°, 30°, 40°, 50°
- Rated Life > 60,000 Hours (L70)

### Advanced Dimming

(Proprietary VX Driver is incorporated to all dimming options for video flicker-free lighting)

- Standard 0-10V: dims to 10%
- Superior 0-10V: dims to dark
- TRIAC: Line-voltage phase control, dims to 1% (120V only)

### Housing

- Diameter: 1.5" (40mm)
- Height: 8.5" (216.5mm)
- Material: Aluminum
- Weight: 1.3 lbs

### Mounting

- Surface Mount
- Stem 2ft or 4ft
- Power Line Mount 2ft, 4ft, 6ft, 8ft, 10ft
- Cord Mount 10ft

### Warranty

- 5-year limited warranty

### Listing

- ETL Damp Location Listed
- CE



# DOT 1.5 - Standard








### How to Specify:

**Ordering Example: DT1-10-408-UNV-STV-25-BLK-GLD-ST2-HC**

**4-5 weeks lead time on over 75% of specifications.**

Model	Wattage	CCT / CRI	Voltage	Dimming
DT1			UNV	
DT1 DOT 1.5	<b>10</b> 10W	<b>308</b> 3000K / CRI85 <b>358</b> 3000K / CRI85 <b>408</b> 3000K / CRI85 <b>309</b> 3000K / CRI85 <b>359</b> 3000K / CRI85 <b>409</b> 3000K / CRI85	<b>UNV</b> 120-277V	<b>STV</b> Standard 0-10V dims to 10% <b>SPV</b> Superior 0-10V dims to dark <b>TRC</b> TRIAC dims to 1% (120V ONLY)

Beam Angle	Finish	Trim Finish	Mounting	Accessories
<b>20</b> 20°	<b>BLK</b> Black	<b>BLK</b> Black	<b>SUM</b> Surface Mount	<b>HC<sup>2</sup></b> Honey Comb
<b>30</b> 30°	<b>WHT</b> White	<b>WHT</b> White	<b>ST2</b> Stem 2ft	<b>SL<sup>3</sup></b> Solite Lens
<b>40</b> 40°	<b>SLV</b> Silver	<b>SLV</b> Silver	<b>ST4</b> Stem 4ft	
<b>50</b> 50°		<b>GLD</b> Gold	<b>PL2<sup>1</sup></b> Power Line Mount 2ft	
		<b>BL</b> Blue	<b>PL4<sup>1</sup></b> Power Line Mount 4ft	
		 Black	<b>PL6<sup>1</sup></b> Power Line Mount 6ft	
		 White	<b>PL8<sup>1</sup></b> Power Line Mount 8ft	
		 Silver	<b>PL10<sup>1</sup></b> Power Line Mount 10ft	
		 Gold	<b>CM10</b> Cord Mount 10ft	<sup>2</sup> Please factor in change in lumen output of -30%
		 Blue	<sup>1</sup> Option only available with Remote Power	<sup>3</sup> Please factor in change in lumen output of -30%.

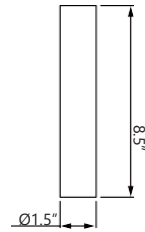
**Delivered Lumens\***

Wattage	10W
Beam Angle: 20°	
CCT	
4000K	800 lm
3500K	775 lm
3000K	750 lm

**Current Consumption**

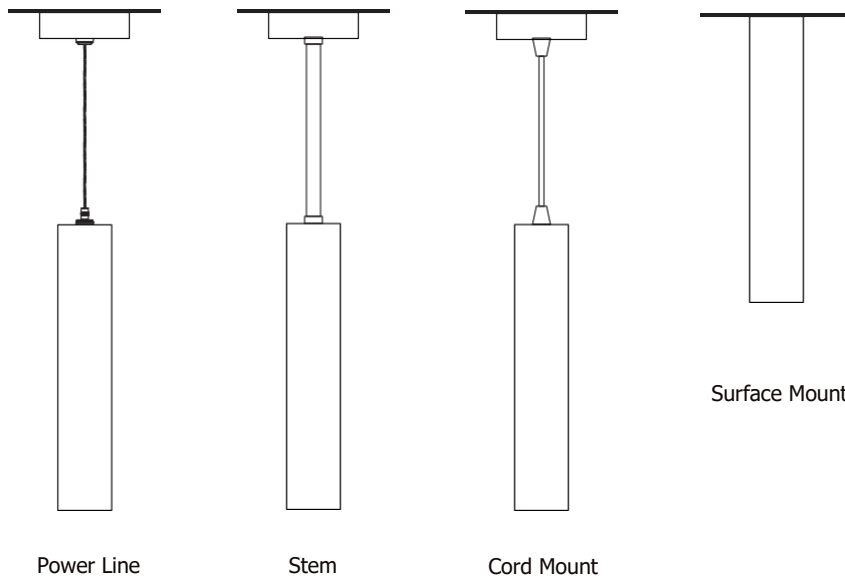
Wattage	Volt	
	120V	277V
10W	0.09A	0.04A

**Dimensions**



\* Tolerance ± 8%

**Mounting Options**



**Remote Power**

