

ADVANCED HIGH CEILING
Bolt - Outdoor



High lumen compact modular luminaire with lumen output 13608 – 68340lm suited for sporting facilities.



Quantity	Type
Project	Note

Electrical System

- 16500 lm (150W)
- 29700 lm (220W)
- 36400 lm (280W)
- 53000 lm (440W)
- 68340 lm (560W)
- Power Input: Universal (120-277V); HVT (347-480V)
- Operating Temperature: -40°F~104°F
- Surge Protection: 10KV

LED Technology

- 3000K, 4000K, 5000K
- 85 CRI, 75 CRI
- Beam Angle: 15°, 30°, 60°, 80° and 100° (with diffuser)
- Rated Life > 60,000 Hours (L70)

Advanced Dimming

(Proprietary VX Driver is incorporated to all dimming options for video flicker-free lighting)

- Standard 0-10V: dims to 10%

Housing

- Dimensions: 8.67" (220mm) x 14.96" (380mm) x 5.79" (147mm)
- Material: Die-Cast Aluminum, Tempered Glass
- Weight: 14.77lbs (BTS-150) / 24.25lbs (BTS-220) / 24.25lbs (BTS-280) / 48.5lbs (BTS-440/560)

Mounting

- Bracket

Warranty

- 5 year limited warranty

Listing

- UL Wet Location Listed
- DLC Listed
- FCC
- CE



Not all Bolt Series are DLC qualified. For all qualified products. Please visit: www.designlights.org/qpl

ADVANCED HIGH CEILING
Bolt - Outdoor



How To Specify:

Ordering Example: BTS-560-507-UNV-STV-15-BLK-BRK-WG

4-5 weeks lead time on over 75% of specifications.

Model	Wattage	CCT / CRI	Voltage	Dimming
<input type="text" value="BTS"/>	<input type="text"/>	<input type="text"/>	<input type="text"/>	<input type="text"/>
BTS	150 150W	308 3000K / CRI85	UNV 120-277V	STV Standard 0-10V dims to 10%
Bolt Series	220 220W	408 4000K / CRI85	HVT 347-480V	
	280 280W	507 5000K / CRI75		
	440 440W			
	560 560W			

Beam Angle	Finish	Mounting	Accessories
<input type="text"/>	<input type="text"/>	<input type="text"/>	<input type="text"/>
15 15°	BLK Black	BRK Bracket	WG ¹ Wire Guard
30 30°	WHT White		GSB ² Glare Shield Baffle
60 60°			GSV ³ Glare Shield Visor
80 80°			DF ⁴ Diffuser
WD* 100° (with diffuser)			SLP Slipfitter (Black only)

*Please factor in change in lumen output with diffuser (-20% with WD; -12% with other degrees).

¹ Please factor in change in lumen output of -14%.
² Please factor in change in lumen output of -40%.
³ Please factor in change in lumen output of -25%.
⁴ Please factor in change in lumen output with diffuser (-20% with WD; -12% with other degrees).

DesignLights Consortium™ Qualified Luminaires:

DLC QPL Model Number : BTS-560-50K, BTS-150-CC7-UNV, BTS-220-CC7-UNV, BTS-280-CC7-UNV

Not all product variations listed on this page are DLC qualified.

To ensure that a specific model is qualified, visit www.designlights.org/search.

ADVANCED HIGH CEILING
Bolt - Outdoor



Delivered Lumens*

Wattage	150W	220W	280W	440W	560W
CCT	Beam Angle: 15°				
5000K	16500 lm	29700 lm	36400 lm	53000 lm	68340 lm
4000K	14850 lm	26730 lm	32760 lm	47700 lm	61500 lm
3000K	14025 lm	25245 lm	30940 lm	45050 lm	58090 lm

*Tolerance±8%

Current Consumption

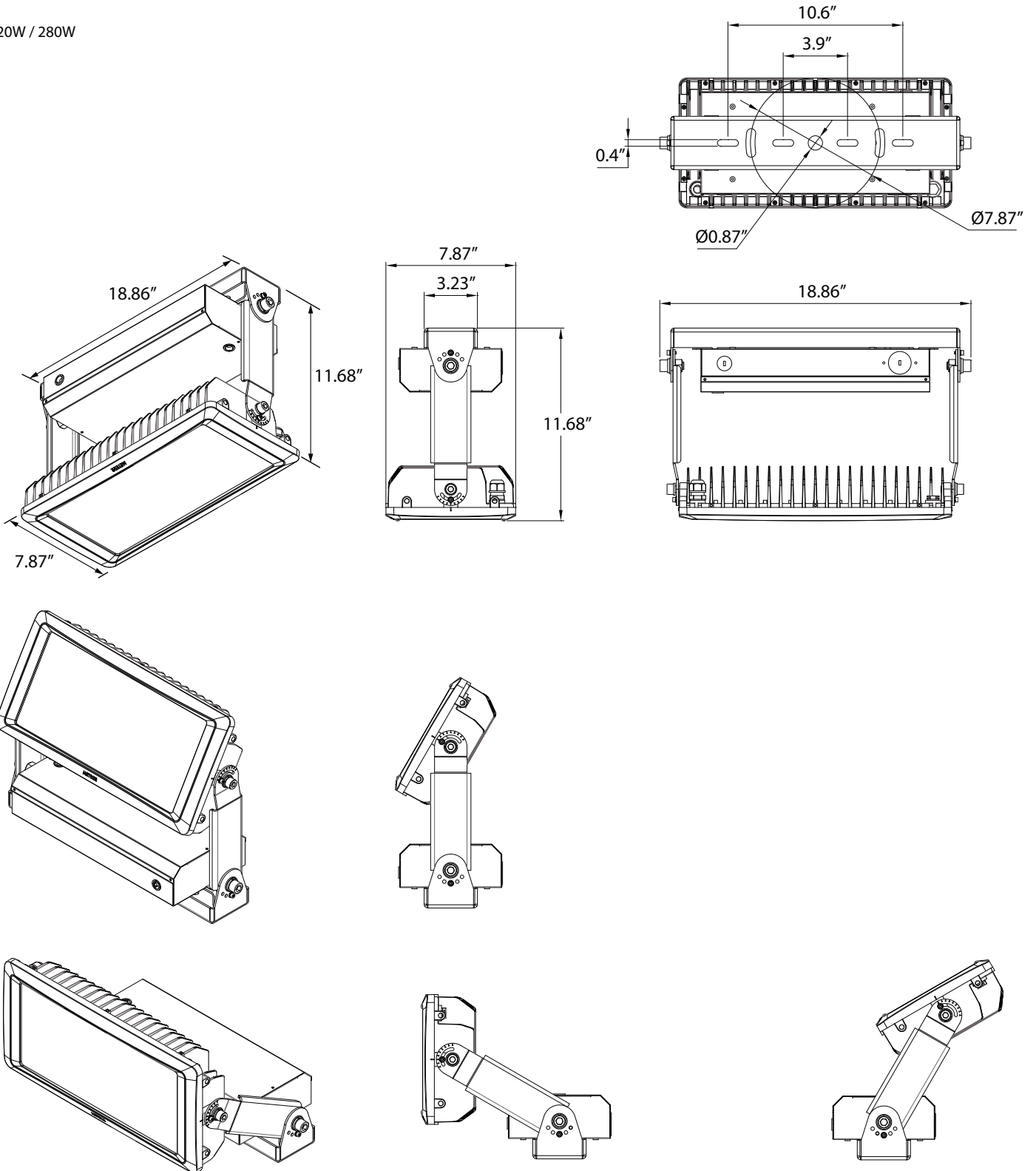
Wattage	Volt	
	120V	277V
150W	1.38A	0.60A
220W	2.02A	0.87A
280W	2.57A	1.11A
440W	4.03A	1.75A
560W	5.13A	2.22A

ADVANCED HIGH CEILING
Bolt - Outdoor



Dimensions

220W / 280W

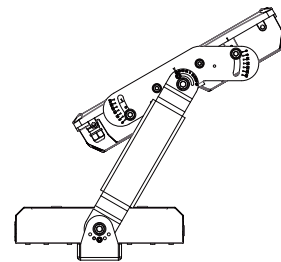
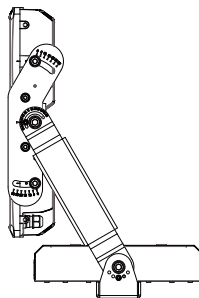
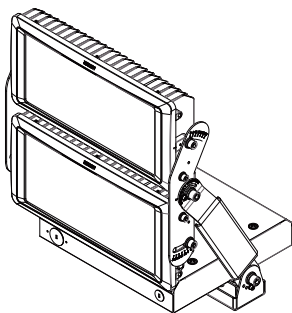
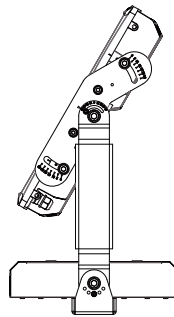
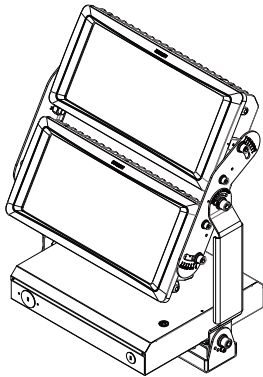
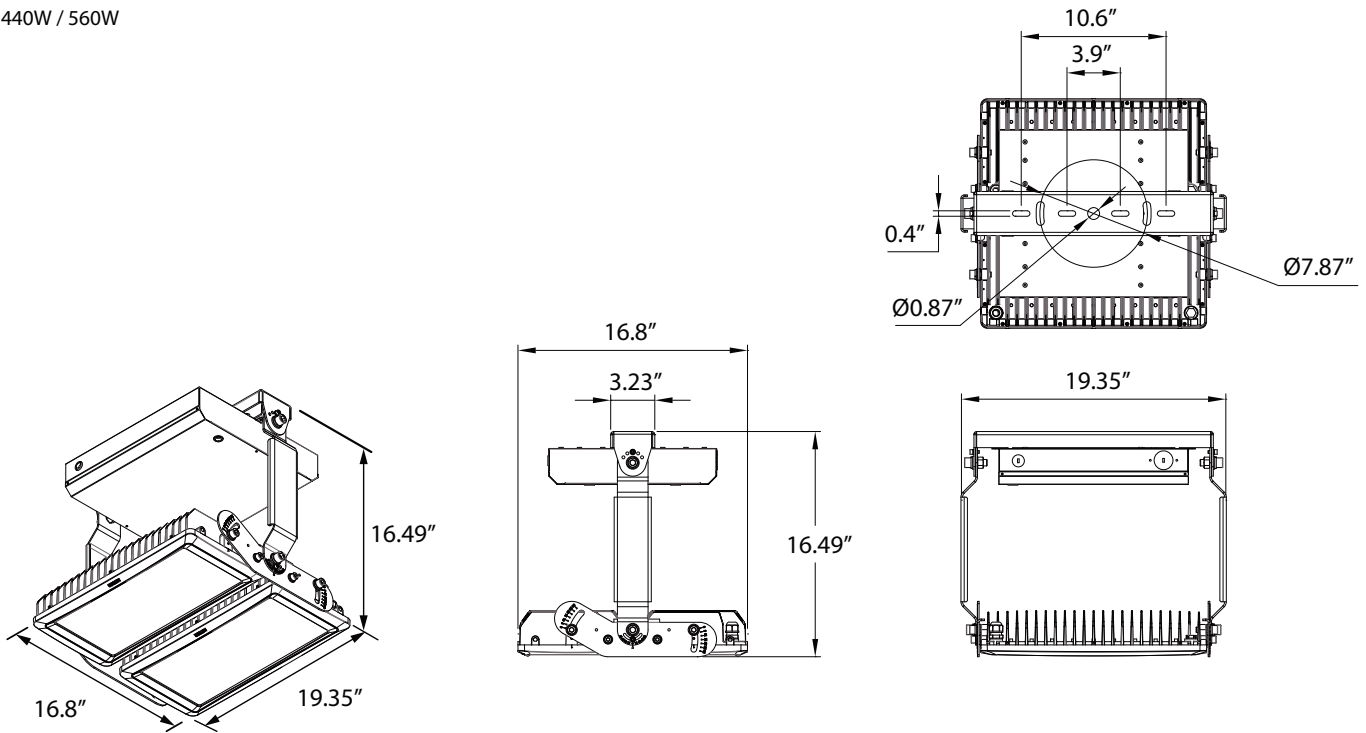


ADVANCED HIGH CEILING
Bolt - Outdoor



Dimensions

440W / 560W

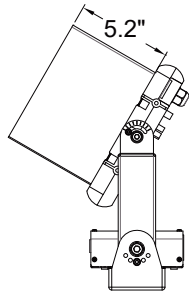


ADVANCED HIGH CEILING
Bolt - Standard

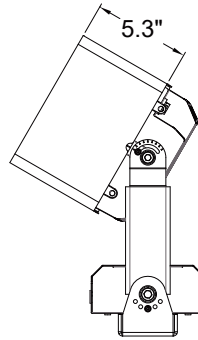


Accessory

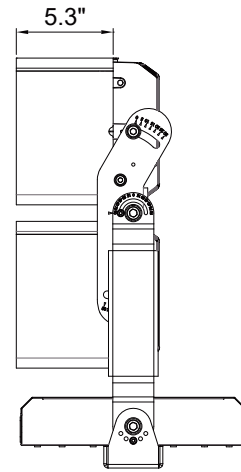
Glare Shield



150W

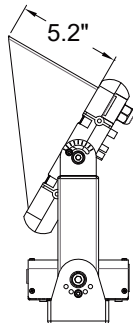


220W/280W

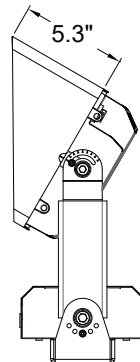


440W/560W

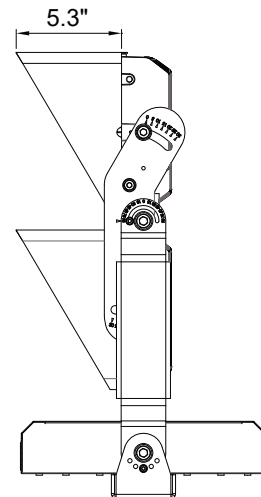
Glare Shield Visor



150W

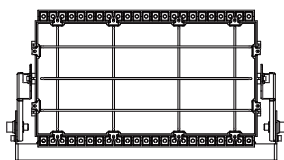


220W/280W

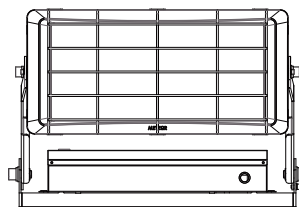


440W/560W

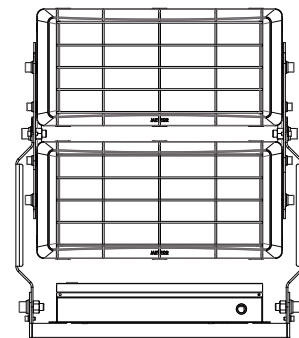
Wire Guard



150W



220W / 280W



440W/560W

ADVANCED HIGH CEILING
Bolt - Outdoor



Slipfitter

