

ADVANCED HIGH CEILING

Atria 6 - Warm Dim



6-inch Cylinder utilizing Meteor Lighting's proprietary ColorFlip™ Warm Dim solution, that results in superior efficacy and heat management. This product is compatible with all existing 0-10V and DMX control systems. Bringing ambient lighting to your spaces.



Quantity		Type	
Project		Note	

Delivered

Warm Dim	1900K						3000K
DMX CCT Signal (%)	7%	20%	40%	60%	80%	100%	
0-10V CCT Voltage	0.7	2	4	6	8	10	
80W	124 lm	558 lm	1674 lm	3162 lm	4774 lm	6200 lm	
60W	87 lm	392 lm	1175 lm	2219 lm	3350 lm	4350 lm	
40W	60 lm	270 lm	810 lm	1530 lm	2310 lm	3000 lm	

*Tolerance±8%

Electrical System

- 40W, 60W, 80W
- Power Input: 120V or 277V
- Operating Temperature: -40°F~112°F
- Surge Protection: 4KV
- Power factor greater than 0.9

LED Technology

- Warm Dim™ (Tuning White: 1900K ↔ 3000K)
- 85+ CRI
- Beam Angle: 40°, 60°, WD
- Rated Life > 60,000 hours (L70)

Advanced Dimming

- (Proprietary VX Driver is incorporated to all dimming options for video flicker-free lighting)
- Superior 0-10V: dims to 1%
 - DMX: high resolution dims to 0.1% (Supports ANSI E1.20 RDM protocol)
 - DALI: dims to 10%

Housing

- Diameter: 6.4" (164mm)
- Height: 15" (381mm)
- Material: Aluminum
- Weight: 19.8 lbs

Mounting

- Surface Mount
- Stem 2ft or 4ft; 45° Swivel Canopy Included
- Adjustable Aircraft Cable 10ft
- Yoke Mount

Warranty

- 5 years limited warranty.

Listing

- ETL Damp Location Listed
- FCC
- CE





Atria 6 - Warm Dim



How To Specify:

Ordering Example:AS6-80-WDIM-U-DMX-40-STD-B-SUM

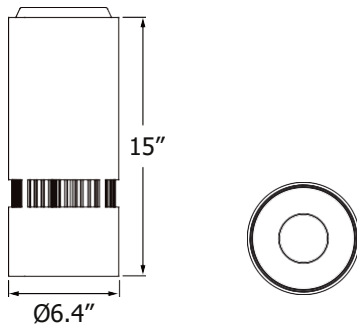
Model	Wattage	CCT / CRI	Voltage	Dimming
AS6			U	
AS6	40 40W	WDIM 1900K-3000K	U 120-277V	SPV Superior 0-10V dims to dark
Atria 6	60 60W			DMX DMX dims to 0.1% (XLR Sockets)
	80 80W			DMX(RJ45) DMX dims to 0.1% (RJ45 Sockets)
				DALI DALI dims to 10%

Beam Angle	Finish	Rim Finish	Mounting	Accessories
40 40°	BLK Black		SUM Surface Mount	SPD¹ Surge Protector
60 60°	WHT White	STD Without Ring	ST2 Stem 2ft	EMP Remote Emergency Pack
WD* WIDE			ST4 Stem 4ft	CB² Cross Baffle
		GLR Glowing Ring	AD10 Adjustable Cable 10ft	DF³ Diffuser
			YKM Yoke Mount	
<p>Please factor in change in lumen output with diffuser(-20% with WD; -12% with other degrees).</p>				<p>¹Surge protector for up to 10KV. Applicable for unstable mains or facilities using high power machinerics.</p> <p>²Please factor in change in lumen output of -30%.</p> <p>³Please factor in change in lumen output with diffuser (-20% with WD; -12% with other degrees).</p>

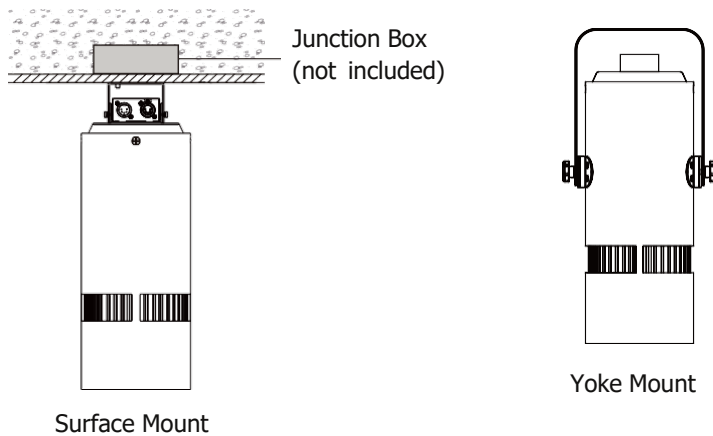
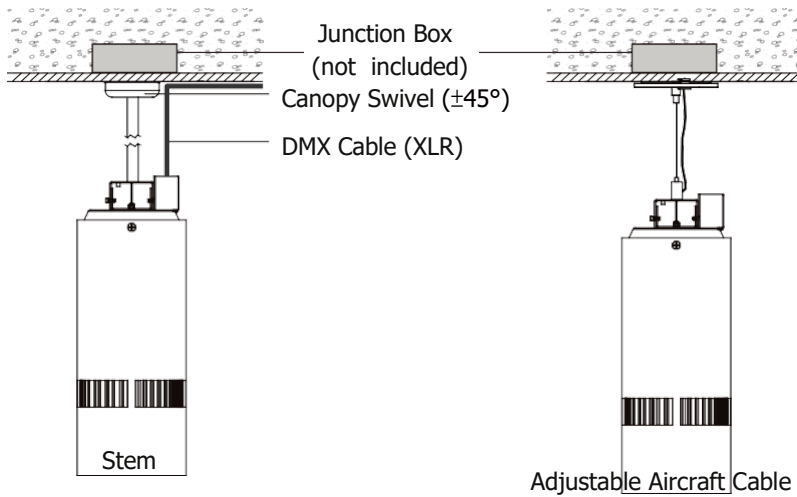
Atria 6 - Warm Dim



Dimensions



Mounting Options



Atria 6 - Warm Dim



DMX Requirements

The AS6 W+RGB fixture with DMX is a ONE CHANNELS DMX unit.

When placing order, please indicate DMX address. (The DMX address will be listed on the back of the fixture.)

The LED fixture provide RJ45 Socket or XLR socket to connect. (DMX cable NOT included.)

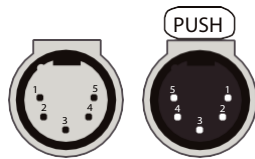
The final fixture should be terminated by the use of DMX Terminator (by others).

RJ45 Sockets



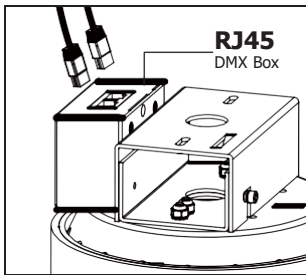
DMX IN DMX OUT

XLR Sockets

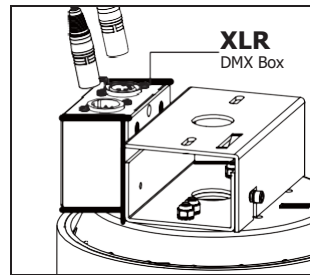


DMX IN DMX OUT

CONNECTION	RJ45 (CAT5e)	5-PIN XLR
Common	WHITE/BROWN(PIN7) & BROWN(PIN 8)	PIN 1
Signal -	ORANGE(PIN 2)	PIN 2
Signal +	WHITE/ORANGE(PIN 1)	PIN 3
Spare	-	PIN 4
Spare	-	PIN 5



Connect DMX by using a standard shielded CAT5/6 cable.



Connect DMX by using a standard DMX512 XLR cable with 5 pin in/out connector (by others).