

Atria 6 - W+RGB



6-inch Cylinder utilizing Meteor Lighting's proprietary ColorFlip™ W + RGB solution, that gives you True White light and unlimited RGB possibilities. This product is compatible with all DMX control systems and follows ANSI E1.20 RDM protocol. You can now get white and RGB colors all from a single light source.



| | | | |
|----------|--|------|--|
| Quantity | | Type | |
| Project | | Note | |

Electrical System

- 50W / W=25W, RGB=25W
- 100W / W=50W, RGB=50W
- Power Input: Universal (120-277V)
- Operating Temperature: -13°F~112°F
- Surge Protection: 4KV
- Power factor greater than 0.9

LED Technology

- White: CCT 3000K
- 85 CRI
- Beam Angle: 60°, WD
- Glowing Ring Option
- Rated Life > 60,000 hours (L70)

Advanced Dimming

(Proprietary VX Driver is incorporated to all dimming options for video flicker-free lighting)

- **DMX:** high resolution dims to 0.1% (Supports ANSI E1.20 RDM protocol)

Housing

- Diameter: 6.4" (164mm)
- Height: 17" (381mm)
- Material: Aluminum
- Weight: 19.8 lbs

Mounting

- Surface Mount
- Stem 2ft or 4ft; 45° Swivel Canopy Included
- Adjustable Aircraft Cable 10ft
- Yoke Mount (AC/Dimming cable length: Standard / 6ft)

Warranty

- 5 years limited warranty.

Listing

- ETL Damp Location Listed
- FCC
- CE





Atria 6 - W+RGB



How To Specify:

Ordering Example:AS6-100-308C-U-DMX-60-STD-B-SUM

| Model | Wattage | CCT / CRI | Voltage | Dimming |
|------------------|-----------------|-------------------------------|-------------------|--|
| AS6 | | 308C | U | |
| AS6 | 50 50W | 308C 3000K / CRI85+RGB | U 120-277V | DMX DMX dims to 0.1% (XLR Sockets) |
| Atria 6 W+RGB | 100 100W | | | DMX(RJ45) DMX dims to 0.1% (RJ45 Sockets) |

| Beam Angle | Finish | Rim Finish | Mounting | Accessories |
|---|------------------|---|---|---|
| 60 60° | BLK Black |  | SUM Surface Mount | SPD¹ Surge Protector |
| WD* WIDE | WHT White | STD Without Ring | ST2 Stem 2ft | DF² Diffuser |
| | |  | ST4 Stem 4ft | |
| | | GLR Glowing Ring | AD10 Adjustable Cable 10ft | |
| | | | YKM Yoke Mount | |
| Please factor in change in lumen output with diffuser(-20% with WD; -12% with other degrees). | | | *Wall Mount DMX wiring is through 2 DMX Positive / Negative wires | ¹ Surge protector for up to 10KV. Applicable for unstable mains or facilities using high power machineries. ² Please factor in change in lumen output with diffuser (-20% with WD; -12% with other degrees). |

Atria 6 - W+RGB



Delivered Lumens*

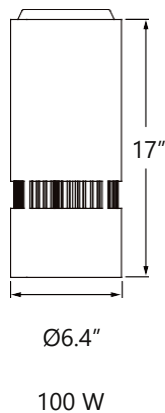
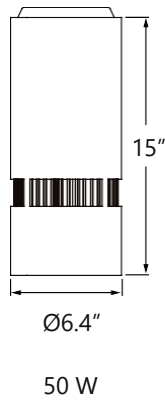
| Wattage | 50W | | 100W | |
|---------|-----------------|---------|------|---------|
| | Beam Angle: 60° | | | |
| CCT | | | | |
| R | 8 W | 119 lm | 17 W | 220 lm |
| G | 8 W | 810 lm | 17 W | 1720 lm |
| B | 8 W | 98 lm | 17 W | 210 lm |
| W | 25 W | 2006 lm | 50 W | 4050 lm |

*Tolerance±8%

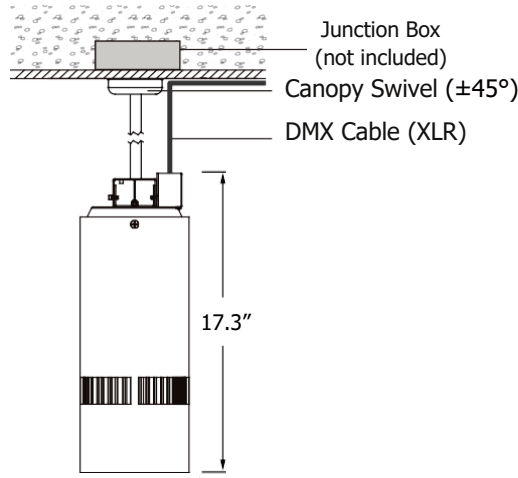
Current Consumption

| Wattage | Volt | |
|---------|-------|-------|
| | 120V | 277V |
| 50W | 0.45A | 0.19A |
| 100W | 0.89A | 0.38A |

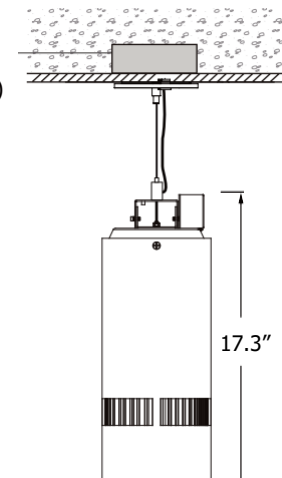
Dimensions



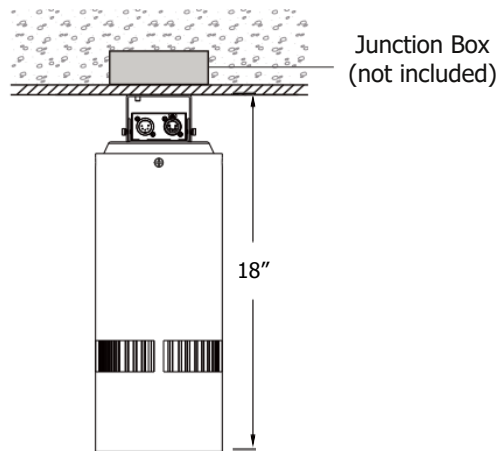
Mounting Options



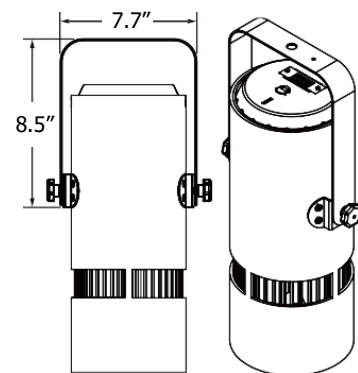
Stem



Adjustable Aircraft Cable



Surface Mount



Yoke Mount

Atria 6 - W+RGB



DMX Requirements

The AS6 W+RGB fixture with DMX is a FOUR CHANNELS DMX unit.

When placing order, please indicate DMX address. (The DMX address will be listed on the back of the fixture.)

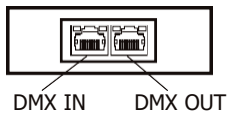
The LED fixture provide RJ45 Socket or XLR socket to connect. (DMX cable NOT included.)

The final fixture should be terminated by the use of DMX Terminator (by others).

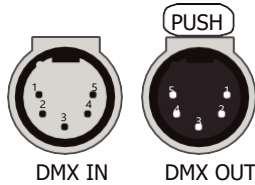
| Fixture | DMX Address | | | |
|---------|---------------------|-------------------------|------------------------|-------------------------|
| | Red Control (ex. X) | Green Control (ex. X+1) | Blue Control (ex. X+2) | White Control (ex. X+3) |
| #1 | 1 | 2 | 3 | 4 |
| #2 | 5 | 6 | 7 | 8 |
| #3 | 9 | 10 | 11 | 12 |

The LED fixture provide RJ45 Socket or XLR socket to connect. (DMX cable NOT included.) The final fixture should be terminated by the use of DMX Terminator (by others).

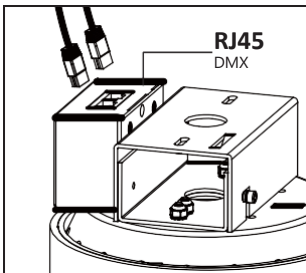
RJ45 Sockets



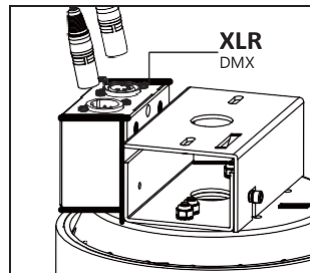
XLR Sockets



| CONNECTION | RJ45 (CAT5e) | 5-PIN XLR |
|------------|-----------------------------------|-----------|
| Common | WHITE/BROWN(PIN7) & BROWN (PIN 8) | PIN 1 |
| Signal - | ORANGE (PIN 2) | PIN 2 |
| Signal + | WHITE/ORANGE (PIN 1) | PIN 3 |
| Spare | - | PIN 4 |
| Spare | - | PIN 5 |



Connect DMX by using a standard shielded CAT5/6 cable.



Connect DMX by using a standard DMX512 XLR cable with 5 pin in/out connector (by others).

Compatible DMX Cabling List

DMX uses a cable consisting of two twisted pairs plus a shield to carry data. The cable must be specifically impedance matched for the digital DMX signal, meaning that microphone cable or other non-rated cable **must not be used to carry DMX**. Network cable (Cat5, 5e or 6 cable) may be used to carry DMX in an installation; however special consideration must be given to shielding and termination. Under no circumstances should solid core cable like Cat5 be terminated into a screw down connector.

Meteor recommends the use of Belden 9729 for DMX installation. Belden 9729 is a two pair cable, which allows for a spare pair for 'out and back' type terminations if needed. Below is a list of other compatible Belden cables.