

Atria 6 - Tunable White Version (ColorFlip™)



6-inch Cylinder utilizing Meteor Lighting's proprietary ColorFlip™ Tunable White solution, that results in superior efficacy and heat management. This product is compatible with all existing 0-10V and DMX control systems. Bringing human centric lighting to your spaces.



Quantity		Type	
Project		Note	

Delivered Lumens*

ColorFlip™	2700K	3000K	3500K	4000K	4500K	5000K	5700K	6500K	*Lumen Multiplier 40° 60° baseline 0.92
DMX CCT Signal (%)	0%	10%	25%	45%	60%	70%	85%	100%	
0-10V CCT Voltage	0	1	2.5	4.5	6	7	8.5	10	
80W	6165 lm	6512 lm	6867 lm	7214 lm	7157 lm	7093 lm	7028 lm	6972 lm	
60W	4306 lm	4549 lm	4797 lm	5039 lm	5000 lm	4955 lm	4909 lm	4870 lm	
40W	2992 lm	3160 lm	3332 lm	3501 lm	3473 lm	3442 lm	3411 lm	3383 lm	
CRI	85	86	87	88	88	87	86	85	

Electrical System

- 40W, 60W, 80W
- Power Input: Universal (120-277V)
- Operating Temperature: -13°F~112°F
- Surge Protection: 4KV
- Remote Emergency Pack: Bodine BSL20LV
- Power factor greater than 0.9

LED Technology

- ColorFlip™(Tuning White: 2700K ↔ 6500K)
- 85+ CRI
- Beam Angle: 40°, 60°, WD
- Glowing Ring Option
- Rated Life > 60,000 Hours (L70)

Advanced Dimming

- (Proprietary VX Driver is incorporated to all dimming options for video flicker-free lighting)
- DMX: high resolution dims to 0.1% (2 channel) (Supports ANSI E1.20 RDM protocol)
 - Superior 0-10V: dims to 1% (2 channel) 1 channel control dimming. 1 channel control CCT.
 - DALI: dims to 10%

Housing

- Diameter: 6.4" (164mm)
- Height: 15" (381mm)
- Material: Aluminum
- Weight: 19.8 lbs

Mounting

- Surface Mount
- Stem 2ft or 4ft; 45° Swivel Canopy Included
- Adjustable Aircraft Cable 10ft
- Yoke Mount (AC/Dimming cable length: Standard / 6ft)

Warranty

- 5 year limited warranty

Listing

- ETL Damp Location Listed
- FCC
- CE

How To Specify:

METEOR LIGHTING P: 213.255.2060 F: 213.596.3704 www.meteor-lighting.com





Atria 6 - Tunable White Version (ColorFlip™)



Ordering Example:AS6-60-TNW-UNV-DMX-40-GLR-WHT-AD10

4-5 weeks lead time on over 75% of specifications.

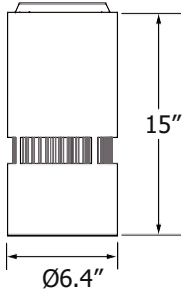
Model	Wattage	CCT / CRI	Voltage	Dimming
AS6			UNV	
AS6	40 40W	TNW 2700K-6500K	UNV 120-277V	SPV Superior 0-10V dims to dark
Atria 6	60 60W			DMX¹ DMX dims to 0.1% (XLR Sockets)
	80 80W			DMX(RJ45) DMX dims to 0.1% (RJ45 Sockets)
				DALI DALI dims to 10%

Beam Angle	Finish	Rim Finish	Mounting	Accessories
40 40°	BLK Black		SUM Surface Mount	SPD¹ Surge Protector
60 60°	WHT White	STD Without Ring	ST2 Stem 2ft	EMP Remote Emergency Pack
WD* WIDE			ST4 Stem 4ft	CB² Cross Baffle
		GLR Glowing Ring	AD10 Adjustable Cable 10ft	DF³ Diffuser
			YKM Yoke Mount	
Please factor in change in lumen output with diffuser(-20% with WD; -12% with other degrees).			*Wall Mount DMX wiring is through 2 DMX Positive / Negative wires	¹ Surge protector for up to 10KV. Applicable for unstable mains or facilities using high power machineries. ² Please factor in change in lumen output with diffuser (-20% with WD; -12% with other degrees). ³ Please factor in change in lumen output with diffuser (-20% with WD; -12% with other degrees)

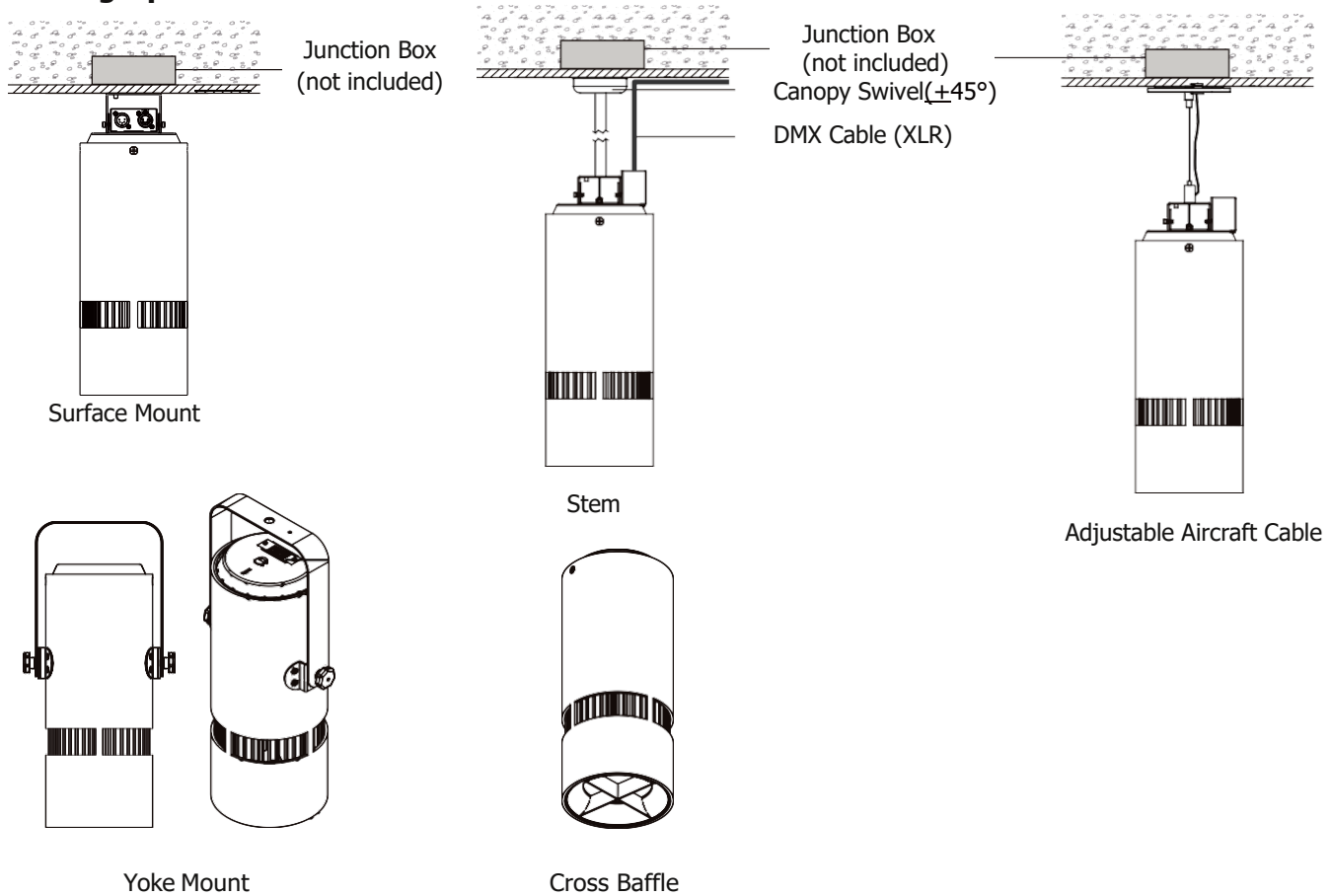
Atria 6 - Tunable White Version (ColorFlip™)



Dimensions



Mounting Options



Atria 6 - Tunable White Version (ColorFlip™)



DMX Requirements*

Each Atria 6 DMX unit has TWO CHANNELS per fixture (1 to control intensity, 1 to control color).

Fixture will be controlled by DMX number controlling intensity.

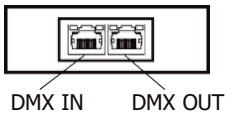
We do not recommend more than 32 fixtures per DMX daisy chain.

When placing order, please indicate DMX address (refer to DMX Address example below). DMX address will be listed on the back of each fixture.

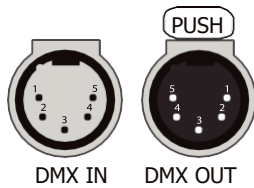
Fixture	DMX Address	
	Intensity Control (ex. X)	Color Control (ex. X+1)
#1	1	2
#2	3	4
#3	5	6

The LED fixture provide RJ45 Socket or XLR socket to connect. (DMX cable NOT included.)
The final fixture should be terminated by the use of DMX Terminator (by others).

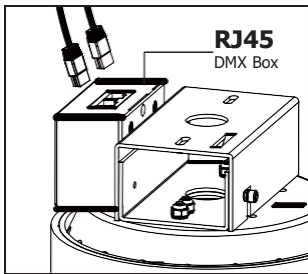
RJ45 Sockets



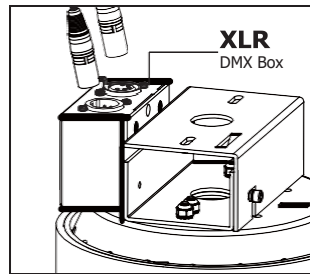
XLR Sockets



CONNECTION	RJ45 (CAT5e)	5-PIN XLR
Common	WHITE/BROWN(PIN7) & BROWN(PIN 8)	PIN 1
Signal -	ORANGE(PIN 2)	PIN 2
Signal +	WHITE/ORANGE(PIN 1)	PIN 3
Spare	-	PIN 4
Spare	-	PIN 5



Connect DMX by using a standard shielded CAT5/6 cable.

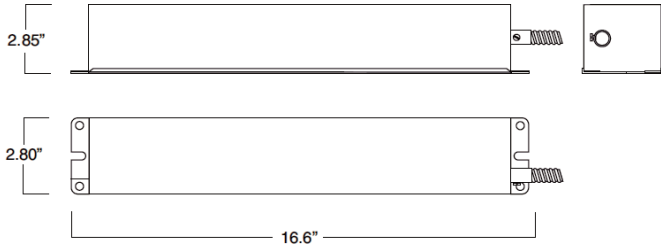


Connect DMX by using a standard DMX512 XLR cable with 5 pin in/out connector (by others).

Atria 6 - Tunable White Version (ColorFlip™)



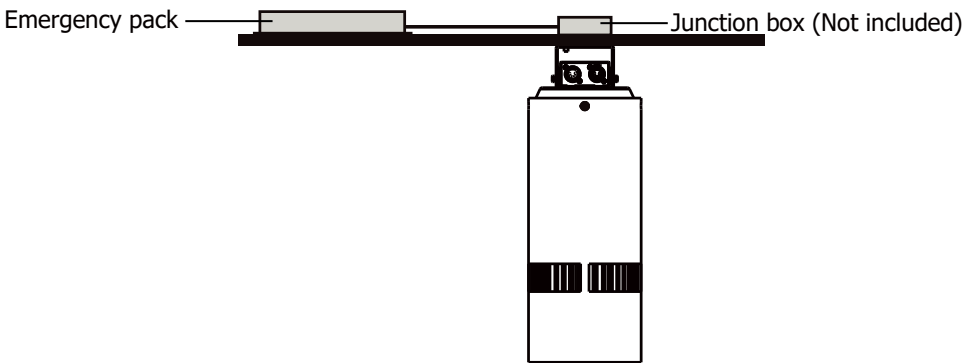
Remote Emergency Pack



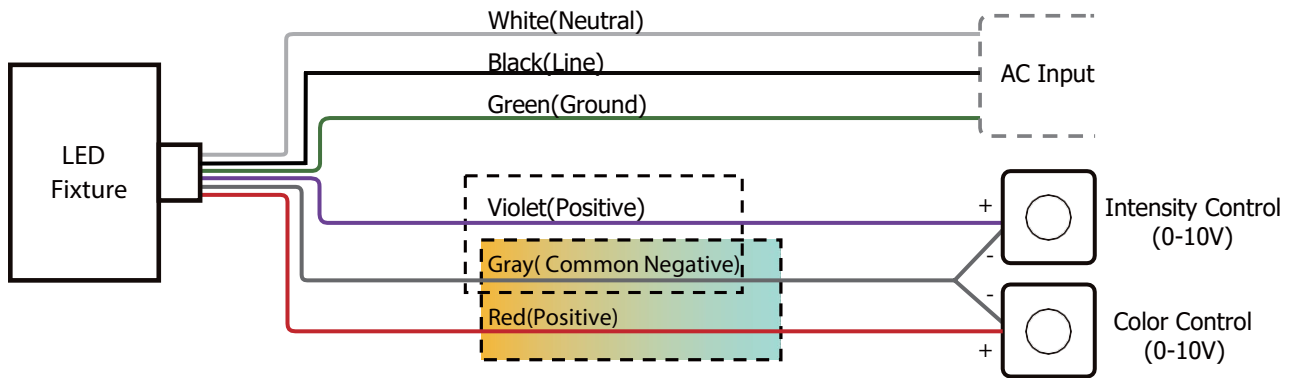
Emergency Pack Lumen Output Table

CCT	6500
Lumen	2000 lm

Mounting with standard ceiling recessed Junction BOX



Superior 0-10V Wiring Diagram



DMX Wiring Diagram

