

Atria 4 - Tunable White Version



Architectural 4-inch aperture cylinder utilizing Meteor Lighting's proprietary ColorFlip™ Tunable White solution for 2700 K to 6500 K color tuning. Compatible with 0-10V, DALI and DMX control systems. Lumen package range of 1545 lm – 4435lm. Damp location rated for indoor use only.



| | | | |
|----------|--|------|--|
| Quantity | | Type | |
| Project | | Note | |

Delivered Lumens*

| ColorFlip™ | 2700K | 3000K | 3500K | 4000K | 4500K | 5000K | 5700K | 6500K | *Lumen Multiplier 40° 60° baseline 0.82 |
|--------------------|---------|---------|---------|---------|---------|---------|---------|---------|---|
| DMX CCT Signal (%) | 0% | 10% | 25% | 45% | 60% | 70% | 85% | 100% | |
| 0-10V CCT Voltage | 0 | 1 | 2.5 | 4.5 | 6 | 7 | 8.5 | 10 | |
| 65W | 3820 lm | 4035 lm | 4255 lm | 4470 lm | 4435 lm | 4395 lm | 4355 lm | 4320 lm | |
| 45W | 2985 lm | 3085 lm | 3190 lm | 3290 lm | 3310 lm | 3330 lm | 3350 lm | 3370 lm | |
| 35W | 2543 lm | 2628 lm | 2717 lm | 2802 lm | 2819 lm | 2836 lm | 2853 lm | 2870 lm | |
| 25W | 2175 lm | 2185 lm | 2200lm | 2210 lm | 2270 lm | 2335 lm | 2400 lm | 2460 lm | |
| 15W | 1545 lm | 1585 lm | 1630lm | 1670 lm | 1690 lm | 1710 lm | 1730 lm | 1750 lm | |
| CRI | 85 | 86 | 87 | 88 | 89 | 88 | 87 | 86 | |

Electrical System

- 15W, 25W, 35W, 45W, 65W
- Power Input: Universal (120-277V)
- Operating Temperature: -13°F~104°F
- Surge Protection: 2.5KV
- Remote Emergency Pack: Bodine BSL20LV
- Power Factor Greater than 0.9

LED Technology

- ColorFlip™ (CCT Range: 2700K ← 6500K)
- 85+ CRI
- Beam Angle: 40°, 60°, WD
- Glowing Ring Option
- Rated Life > 60,000 Hours (L70)

Advanced Dimming

(Proprietary VX Driver is incorporated to all dimming options for video flicker-free lighting)

- DMX: High resolution dimming to 0.1%
 - 2, DMX Channel fixture (1 for Intensity, 1 for CCT)
 - Supports ANSI E1.20 RDM protocol)
- Superior 0-10V: dims to 1%
 - 2, 0-10V Channel fixture (1 for Intensity, 1 for CCT)
- DALI: dims to 10%

Housing

- Diameter: 4.8" (122mm)
- Height: 12.6" (320mm)
- Material: Aluminum
- Weight: 8 lbs

Mounting

- Surface Mount
- Stem 2ft or 4ft; 45° Swivel Canopy Included
- Adjustable Aircraft Cable 10ft
- Sloped Adjustable Aircraft Cable 10ft

Warranty

- 5 year limited warranty

Listing

- ETL Damp Location Listed
- FCC
- CE



Atria 4 - Tunable White Version






How To Specify:

Ordering Example: AS4-65-TNW-UNV-DMX-40-GLR-WHT-AD10

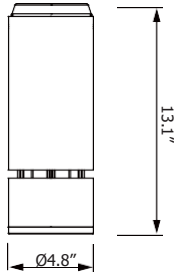
4-5 weeks lead time on over 75% of specifications.

| Model | Wattage | CCT / CRI | Voltage | Dimming |
|---|---------------|------------------------|---------------------|--|
| AS4 | | | UNV | |
| AS4 | 15 15W | TNW 2700K-6500K | UNV 120-277V | SPV Superior 0-10V dims to 1% |
| Atria 4 | 25 25W | | | DMX DMX dims to 0.1% (XLR Sockets) |
| | 35 35W | | | DMX(RJ45) DMX dims to 0.1% (RJ45 Sockets) |
| | 45 45W | | | DALI¹ DALI dims to 10% |
| | 65 65W | | | |
| ¹ Option is not compatible with 65W. | | | | |

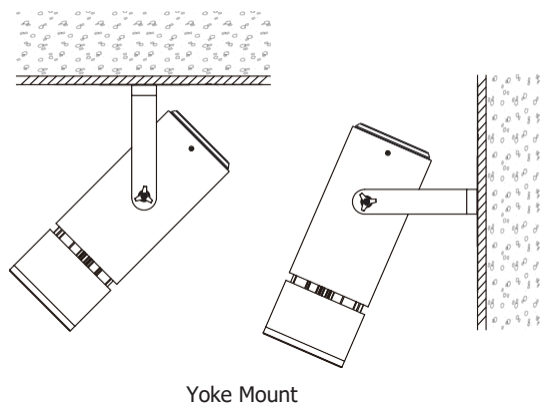
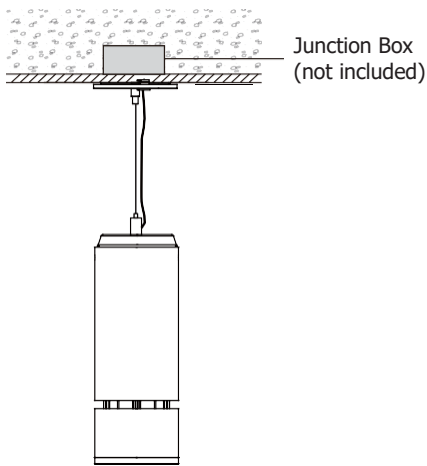
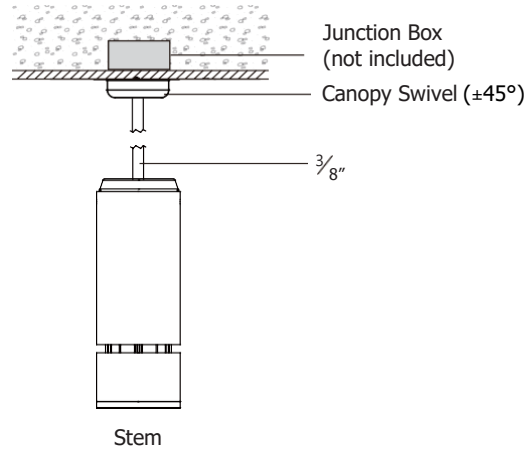
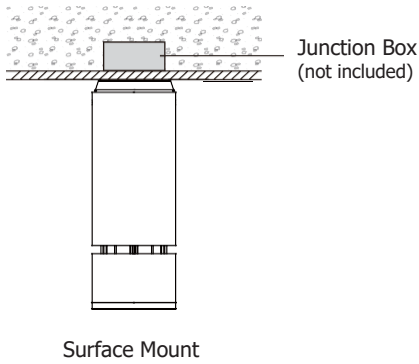
| Beam Angle | Finish | Rim Finish | Mounting | Accessories | |
|--|------------------|--|---|---|----------------------------------|
| 40 40° | BLK Black |  STD Standard Trim | SUM Surface Mount | DF* Diffuser | |
| 60 60° | WHT White | |  GLR Glow Trim | ST2 Stem 2ft | EMP Remote Emergency Pack |
| WD* WIDE | | | | ST4 Stem 4ft | |
| | |  MLT Mid-Lit Trim | AD10 Adjustable Cable 10ft | | |
| | | | SAD10 Sloped Adjustable Cable 10ft | | |
| | | | YKM Yoke Mount | | |
| *Please factor in -20% change in lumen output with diffuser. | | | | *Please factor in change in lumen output with diffuser (-20% with WD; -12% with other degrees). | |

Atria 4 - Tunable White Version

Dimensions



Mounting Options



Adjustable Aircraft Cable

Atria 4 - Tunable White Version

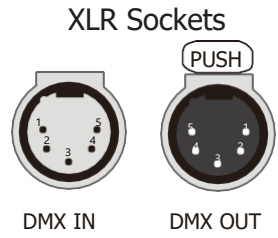
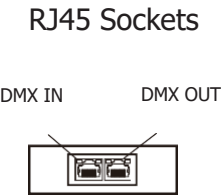
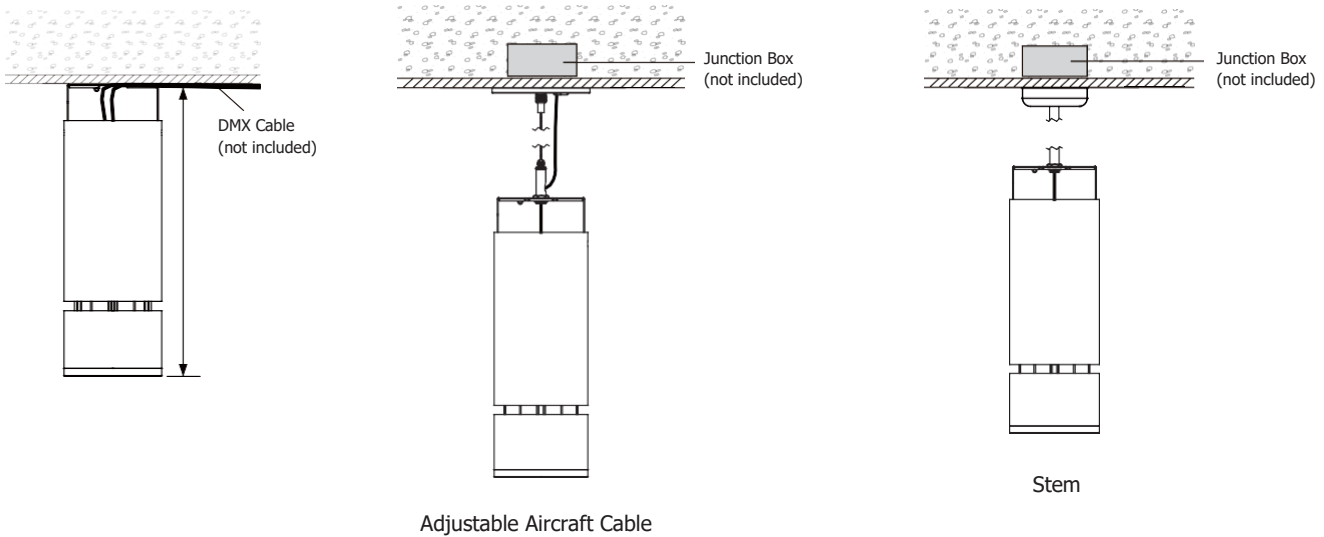


DMX Requirements*

Each Atria 4 DMX unit has TWO CHANNELS per fixture (1 to control intensity, 1 to control color).
 Fixture will be controlled by DMX number controlling intensity. We do not recommend more than 32 fixtures per DMX daisy chain.
 When placing order, please indicate DMX address (refer to DMX Address example below). DMX address will be listed on the back of each fixture.

| Fixture | DMX Address | |
|---------|---------------------------|-------------------------|
| | Intensity Control (ex. X) | Color Control (ex. X+1) |
| #1 | 1 | 2 |
| #2 | 3 | 4 |
| #3 | 5 | 6 |

The LED fixture provide RJ45 Socket or XLR socket to connect. (DMX cable NOT included.)
 The final fixture should be terminated by the use of DMX Terminator (by others).



| CONNECTION | RJ45 (CAT5e) | 5-PIN XLR |
|------------|-----------------------------------|-----------|
| Common | WHITE/BROWN(PIN7) & BROWN (PIN 8) | PIN 1 |
| Signal - | ORANGE (PIN 2) | PIN 2 |
| Signal + | WHITE/ORANGE (PIN 1) | PIN 3 |
| Spare | - | PIN 4 |
| Spare | - | PIN 5 |

Atria 4 - Tunable White Version



Compatible DMX Cabling List

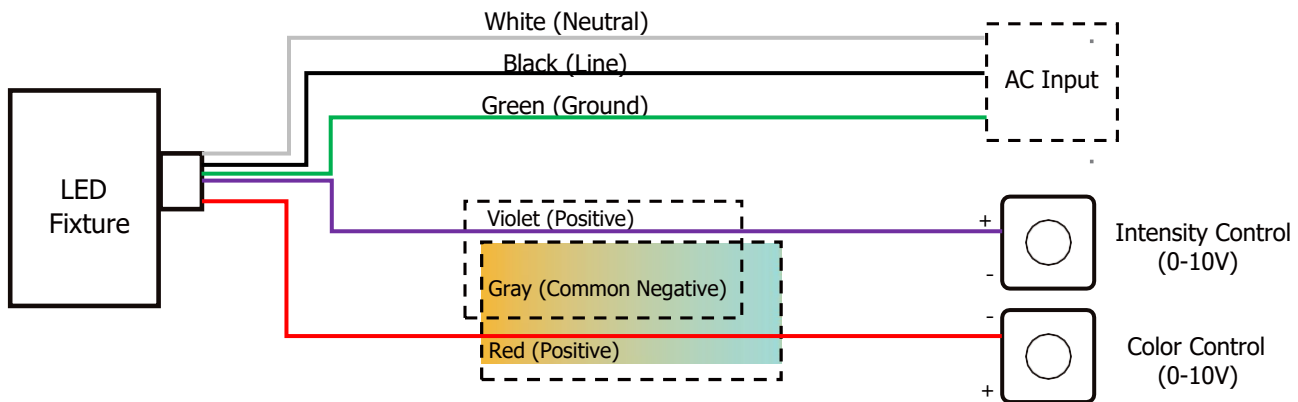
DMX uses a cable consisting of two twisted pairs plus a shield to carry data. The cable must be specifically impedance matched for the digital DMX signal, meaning that microphone cable or other non-rated cable **must not be used to carry DMX**. Network cable (Cat5, 5e or 6 cable) may be used to carry DMX in an installation; however special consideration must be given to shielding and termination. Under no circumstances should solid core cable like Cat5 be terminated into a screw down connector.

Meteor recommends the use of Belden 9729 for DMX installation. Belden 9729 is a two pair cable, which allows for a spare pair for 'out and back' type terminations if needed. Below is a list of other compatible Belden cables.

Emergency Pack Lumen Output Table

| CCT | 2700K | 3000K | 4000K | 5000K |
|-------|---------|---------|---------|---------|
| Lumen | 1640 lm | 1760 lm | 1890 lm | 1950 lm |

Superior 0-10V Wiring Diagram



DMX Wiring Diagram

