

ADVANCED HIGH CEILING

Atria 4 - Standard



4-inch aperture high lumen atria with lumen output 1338 – 5650lm.
 - Tunable White
 (Please refer to Tunable White Version spec sheet)



Quantity		Type	
Project		Note	

Electrical System

- 1500lm (15W)
- 2205lm (25W)
- 2690lm (35W)
- 4305lm (45W)
- 5650lm (65W)
- Power Input: Universal (120-277V)
- Operating Temperature: -13°F~104°F
- Surge Protection: 2.5KV
- Remote Emergency Pack: Bodine BSL20LV
- Power Factor Greater than 0.9

LED Technology

- 2700K, 3000K, 3500K, 4000K
- 85 CRI, 93 CRI
- Beam Angle: 15°, 25°, 35°, 60°, WD
- Glowing Ring Option
- Rated Life > 60,000 Hours (L70)

Advanced Dimming

(Proprietary VX Driver is incorporated to all dimming options for video flicker-free lighting)

- DMX: high resolution dims to 0.1% (Supports ANSI E1.20 RDM protocol)
- Standard 0-10V: dims to 10%
- Superior 0-10V: dims to 1%
- DALI: dims to 10%

15W/25W/35W/45W only:
 - LTE: Hi-Lume 1% 2-wire LED Driver (120V forward phase only)
 - LDE1: Hi-Lume 1% EcoSystem LED Driver with Soft-on, Fade-to-Black (UNV only)

Housing

- Diameter: 4.8" (122mm)
- Height: 12.6" (320mm)
- Material: Aluminum
- Weight: 8 lbs

Mounting

- Surface Mount
- Stem 2ft or 4ft; 45° Swivel Canopy Included
- Adjustable Aircraft Cable 10ft
- Wall Mount
- Yoke Mount

Warranty

- 5 year limited warranty

Listing

- ETL Damp Location Listed
- FCC
- CE



Atria 4 - Standard





How To Specify:

Ordering Example: AS4-45-408-UNV-DMX-25-STD-BLK-SUM

4-5 weeks lead time on over 75% of specifications.

Model	Wattage	CCT / CRI	Voltage	Dimming
AS4			UNV	
AS4	15 15W	278 2700K / CRI85	UNV 120-277V	SPV Superior 0-10V dims to 1%
Atria 4	25 25W	308 3000K / CRI85		STV Standard 0-10V dims to 10%
	35 35W	358 3500K / CRI85		DMX* DMX dims to 0.1% (XLR Sockets)
	45 45W	408 4000K / CRI85		DMX(RJ45) DMX dims to 0.1% (RJ45 Sockets)
	65* 65W	279 2700K / CRI93		LTE¹ Hi-Lume 1% 2-wire LED Driver (120V forward phase only)
		309 3000K / CRI93		LDE1¹ Hi-Lume 1% EcoSystem LED Driver with Soft-on, Fade-to-Black (UNV only)
		359 3500K / CRI93		DALI¹ DALI dims to 10%
	¹ Option not compatible with TRIAC and ECO.			¹ Option is not compatible with 65W.
				*Wall Mount DMX does not include XLR / RJ45 sockets

Beam Angle	Finish	Rim Finish	Mounting	Accessories
15 15°	BLK Black	 STD Without Ring	SUM Surface Mount	DF* Diffuser
25 25°	WHT White		ST2 Stem 2ft	EMP Remote Emergency Pack
35 35°			ST4 Stem 4ft	
60 60°			AD10 Adjustable Cable 10ft	
WD* WIDE			YKM Yoke Mount	
		 GLR Glowing Ring	WLM* Wall Mount	
*Please factor in change in lumen output with diffuser (-20% with WD ; -12% with other degrees).			*Wall Mount DMX wiring is through 2 DMX Positive / Negative wires	*Please factor in change in lumen output with diffuser (-20% with WD; -12% with other degrees).

Atria 4 - Standard

Delivered Lumens*

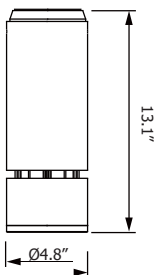
Wattage	15W	25W	35W	45W	65W
CCT	Beam Angle: 25°				
4000K	1500 lm	2205 lm	2690 lm	4305 lm	5650 lm
3500K	1460 lm	2180 lm	2620 lm	4210 lm	5590 lm
3000K	1380 lm	2060 lm	2480 lm	3980 lm	5280 lm
2700K	1338 lm	1990 lm	2400 lm	3720 lm	5120 lm

*Tolerance±8%

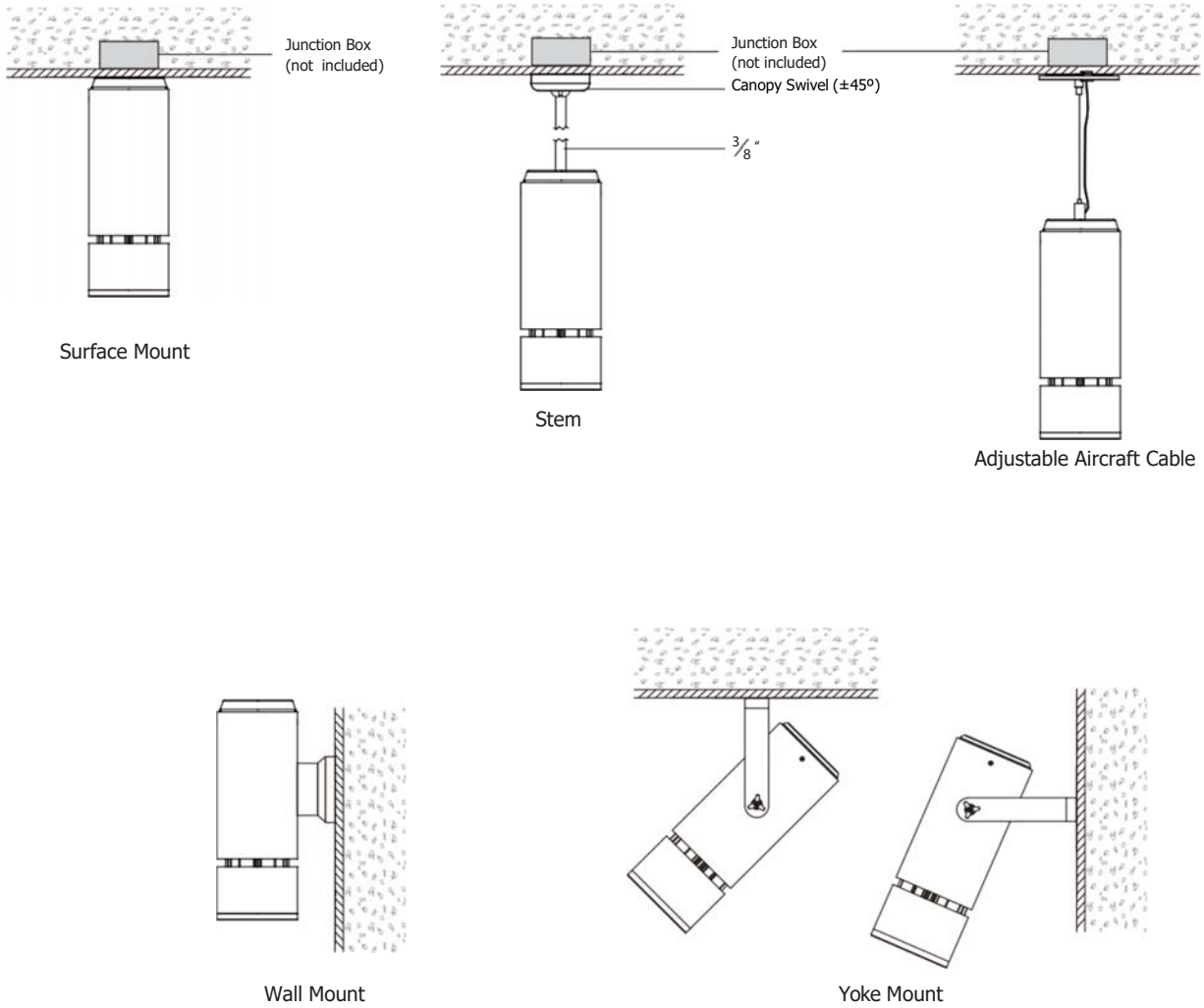
Current Consumption

Wattage	Volt	
	120V	277V
15W	0.17A	0.08A
25W	0.23A	0.11A
35W	0.34A	0.15A
45W	0.45A	0.20A
65W	0.64A	0.29A

Dimensions



Mounting Options



Atria 4 - Standard

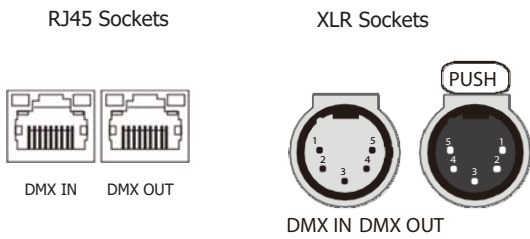


DMX Requirements*

The Atria 4 LED fixture with DMX is a ONE CHANNEL DMX unit.

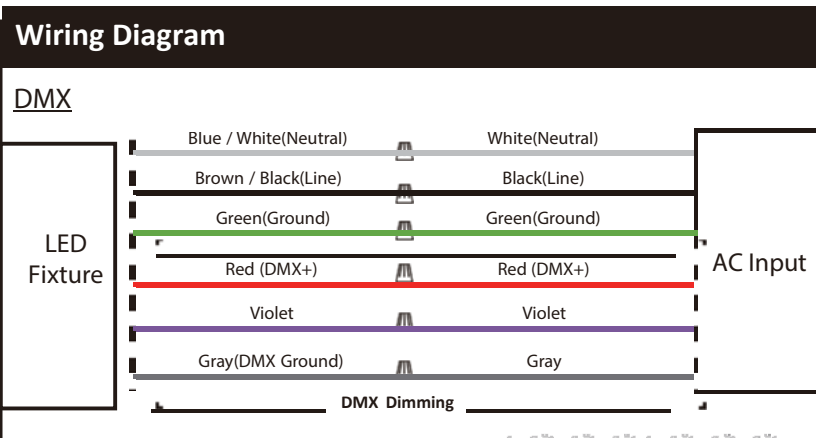
When placing order, please indicate DMX address. (The DMX address will be listed on the back of the fixture.) The LED fixture provide RJ45 Socket or XLR socket to connect. (DMX cable NOT included.)

The final fixture should be terminated by the use of DMX Terminator (by others).

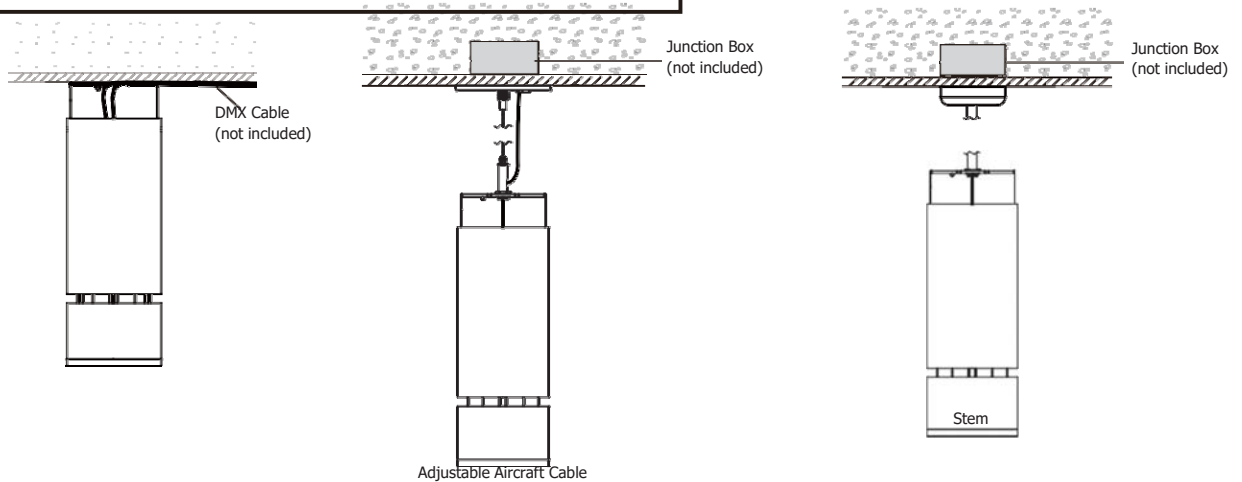


CONNECTION	RJ45 (CAT5e)	5-PIN XLR
Common	WHITE/BROWN(PIN7) & BROWN(PIN 8)	PIN 1
Signal -	ORANGE(PIN 2)	PIN 2
Signal +	WHITE/ORANGE(PIN 1)	PIN 3
Spare	-	PIN 4
Spare	-	PIN 5

DMX Wall Mount Wiring Diagram



- When placing order, please indicate DMX address. (The DMX address will be listed on the back of the fixture.)
- The LED fixture will have 2 DMX positive / Negative wires for connection.
- The final fixture should be terminated by the use of DMX Terminator (by others).



Compatible TRIAC Dimmer List

LUTRON PART NO.

RRD-6NA-	RRT-G5NEW-	RRT-GH	HQRD-10ND-	HQRT-GH	HQRD-HN	PD-10NXD-
RRD-6ND	RRT-G25LW-	HQRD-6NA-	MRF2-6ND-120-	HQRT-G25LW-	GT-250M-	PD-5NE-
RRD-10ND-	RRD-HN	HQRD-6ND-	MRF2S-6ND-120-	HQRT-G5NEW-	GTJ-250M-	

Emergency Pack Lumen Output Table

CCT	2700K	3000K	4000K	5000K
Lumen	1640 lm	1760 lm	1890 lm	1950 lm

Remote Emergency Pack

