

ADVANCED HIGH CEILING

# Atria 10 - Warm Dim



10-inch Cylinder utilizing Meteor Lighting's proprietary ColorFlip™ Warm Dim solution, that results in superior efficacy and heat management. This product is compatible with all existing 0-10V and DMX control systems. Bringing ambient lighting to your spaces.

Quantity		Type	
Project		Note	

## Delivered Lumens\*

Warm Dim	1900K						3000K
DMX CCT Signal (%)	7%	20%	40%	60%	80%	100%	
0-10V CCT Voltage	0.7	2	4	6	8	10	
220W	322 lm	1449 lm	4347 lm	8211 lm	12397 lm	16100 lm	
180W	270 lm	1215 lm	3645 lm	6885 lm	10395 lm	13500 lm	
140W	214 lm	963 lm	2889 lm	5457 lm	8239 lm	10700 lm	
110W	170 lm	765 lm	2295 lm	4335 lm	6545 lm	8500 lm	
80W	124 lm	558 lm	1674 lm	3162 lm	4774 lm	6200 lm	

\*Tolerance±8%

### Electrical System

- 80W, 110W, 140W, 180W, 220W
- Power Input: Universal (120-277V)
- Operating Temperature: -13°F~112°F
- Surge Protection: 4KV
- Power Factor Greater than 0.9

### LED Technology

- Warm Dim™ (Tuning White: 1900K ↔ 3000K)
- 85+ CRI
- Beam Angle: 45°, 55°, WD
- Rated Life > 60,000 hours (L70)

### Advanced Dimming

- (Proprietary VX Driver is incorporated to all dimming options for video flicker-free lighting)
- Superior 0-10V: dims to 1%
  - DMX: high resolution dims to 0.1% (Supports ANSI E1.20 RDM protocol)

### Housing

- Diameter: 9.4" (238mm)
- Height: 20.5" (520mm)
- Material: Aluminum
- Weight: 30 lbs

### Mounting

- Stem 2ft or 4ft; 45° Swivel Canopy Included
- Adjustable Aircraft Cable 10ft

### Warranty

- 5 years limited warranty.

### Listing

- ETL Damp Location Listed
- FCC
- CE



# Atria 10 - Warm Dim



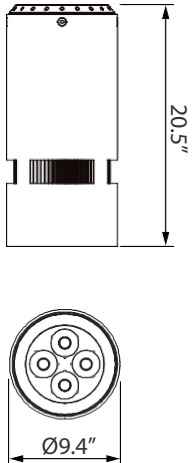
## How To Specify:

**Ordering Example:AS10180-WDIM-U-DMX-45-BLK-ST2**

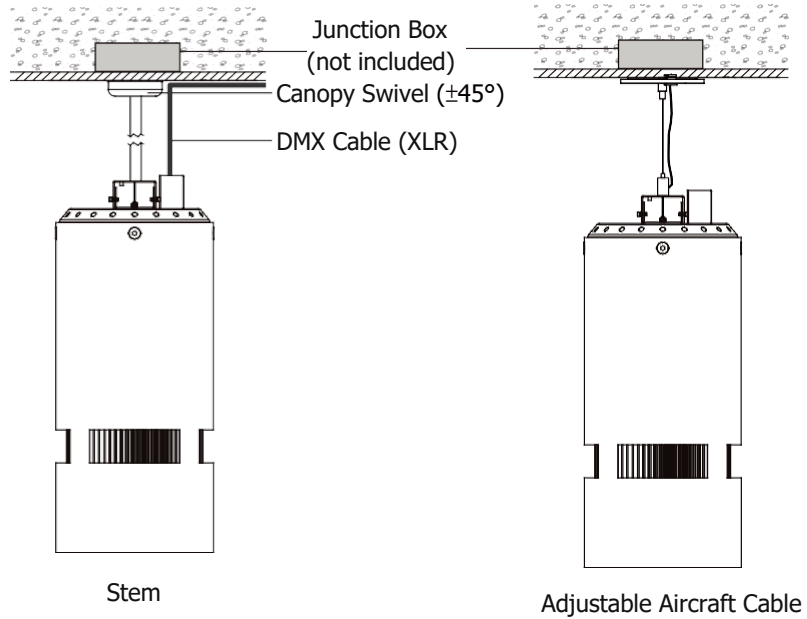
Model	Wattage	CCT / CRI	Voltage	Dimming
AS10		WDIM	UNV	
AS10	<b>80</b> 800W	<b>WDIM</b> 1900K - 3000K	<b>UNV</b> 120-277V	<b>SPV</b> Superior 0-10V dims to 1%
Atria 10	<b>110</b> 110W			<b>DMX</b> DMX dims to 0.1% (XLR Sockets)
	<b>140</b> 140W			<b>DMX (RJ45)</b> DMX dims to 0.1% (RJ45 Sockets)
	<b>180</b> 180W			
	<b>220</b> 220W			

Beam Angle	Finish	Mounting	Accessories
<b>45</b> 45°	<b>BLK</b> Black	<b>ST2</b> Stem 2ft	<b>SPD</b> <sup>1</sup> Surge Protector
<b>55</b> 55°	<b>WHT</b> White	<b>ST4</b> Stem 4ft	<b>HC</b> <sup>2</sup> Honeycomb Louver
<b>WD*</b> WIDE		<b>AD10</b> Adjustable Cable 10ft	
<p>* Please factor in change in lumen output with diffuser (-20% with WD ; -12% with other degrees).</p>			<p><sup>1</sup>Surge protector for up to 10KV.Applicable for unstable mains or facilities using high power machinery.</p> <p><sup>2</sup>Please factor in change in lumen output of 30%.</p>

## Dimensions



## Mounting Options



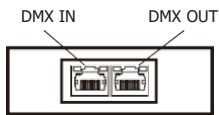
## DMX Requirements

The Atria 10 W+RGB fixture with DMX is a **ONE CHANNELS DMX unit**.

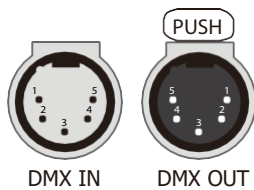
**When placing order, please indicate DMX address.** (The DMX address will be listed on the back of the fixture.) The LED fixture provide RJ45 Socket or XLR socket to connect. (DMX cable NOT included.)

The final fixture should be terminated by the use of DMX Terminator (by others).

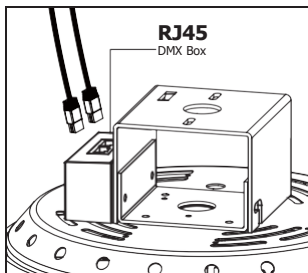
### RJ45 Sockets



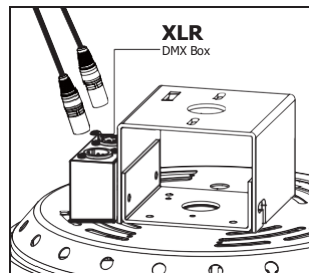
### XLR Sockets



CONNECTION	RJ45 (CAT5e)	5-PIN XLR
Common	WHITE/BROWN(PIN7) & BROWN(PIN 8)	PIN 1
Signal -	ORANGE(PIN 2)	PIN 2
Signal +	WHITE/ORANGE(PIN 1)	PIN 3
Spare	-	PIN 4
Spare	-	PIN 5



Connect DMX by using a standard shielded CAT5/6 cable.



Connect DMX by using a standard DMX512 XLR cable with 5 pin in/out connector (by others).