

ADVANCED HIGH CEILING

Atria 10 - W + RGB



10-inch Cylinder utilizing Meteor Lighting's proprietary ColorFlip™ W + RGB solution, that gives you True White light and unlimited RGB possibilities. This product is compatible with all DMX control systems and follows ANSI E1.20 RDM protocol. You can now get white and RGB colors all from a single light source.

Quantity	Type
Project	Note

Electrical System

- 100W, 200W / TypeA, 200W / TypeB
- Power Input: Universal (120-277V)
- Operating Temperature: -13°F~112°F
- Surge Protection: 4KV
- Power Factor Greater than 0.9

LED Technology

- White: CCT 3000K
- 85 CRI
- Beam Angle: 45°, 55°, WD
- Rated Life > 60,000 hours (L70)

Advanced Dimming

(Proprietary VX Driver is incorporated to all dimming options for video flicker-free lighting)

- **DMX:** high resolution dims to 0.1% (Supports ANSI E1.20 RDM protocol)

Housing

- Diameter: 9.4" (238mm)
- Height: 20.5" (520mm)
- Material: Aluminum
- Weight: 30 lbs

Mounting

- Stem 2ft or 4ft; 45° Swivel Canopy Included
- Adjustable Aircraft Cable 10ft

Warranty

- 5 years limited warranty.

Listing

- ETL Damp Location Listed
- FCC
- CE



Atria 10 - W + RGB



How To Specify:

Ordering Example: **AS10-100-308C-U-DMX-45-BLK-ST2**

Model	Wattage	CCT / CRI	Voltage	Dimming
AS10			UNV	
AS10 Atria 10"	100 100W 200A 100W/100W 200B 150W/50W <small>^AW=100W, RGB=100W ^BW=150W, RGB=50W</small>	308C 3000K / CRI85 +RGB	UNV 120-277V	DMX DMX dims to 0.1% (XLR Sockets) DMX(RJ45) DMX dims to 0.1% (RJ45 Sockets)

Beam Angle	Finish	Mounting	Accessories
45 45° 55 55° WD* WIDE	BLK Black WHT White	ST2 Stem 2ft ST4 Stem 4ft AD10 Adjustable Cable 10ft	SPD¹ Surge Protector HC² Honeycomb Louver
<small>* Please factor in change in lumen output with diffuser (-20% with WD ; -12% with other degrees).</small>			<small>¹Surge protector for up to 10KV.Applicable for unstable mains or facilities using high power machineries. ²Please factor in change in lumen output of 30%.</small>

Atria 10 - W + RGB



Delivered Lumens*

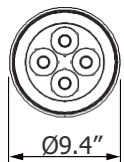
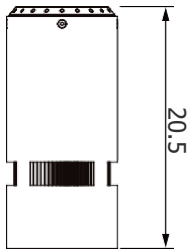
Wattage \ CCT	100W		200W / TypeA		200W / TypeB	
	Beam Angle: 45°					
R	17 W	220 lm	33 W	615 lm	17 W	220 lm
G	17 W	1702 lm	33 W	4076 lm	17 W	1702 lm
B	17 W	209 lm	33 W	483 lm	17 W	209 lm
W	50 W	4013 lm	100 W	8079 lm	150 W	12015 lm

*Tolerance±8%

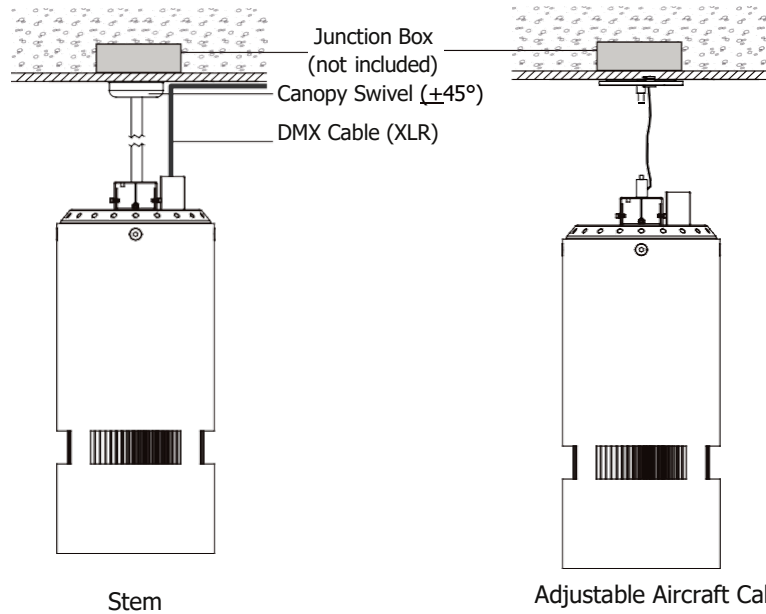
Current Consumption

Wattage \ Volt	120V	277V
	200W	1.8A

Dimensions Options



Mounting



DMX Requirements

The Atria 10 W+RGB fixture with DMX is a **FOUR CHANNELS DMX unit**.

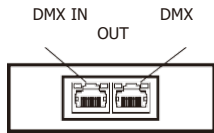
When placing order, please indicate DMX address. (The DMX address will be listed on the back of the fixture.) The LED fixture provide RJ45 Socket or XLR socket to connect. (DMX cable NOT included.) The final fixture should be terminated by the use of DMX Terminator (by others).

Fixture	DMX Address			
	Red Control (ex. X)	Green Control (ex. X+1)	Blue Control (ex. X+2)	White Control (ex. X+3)
#1	1	2	3	4
#2	5	6	7	8
#3	9	10	11	12

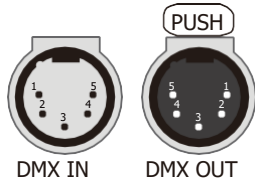
The LED fixture provide RJ45 Socket or XLR socket to connect. (DMX cable NOT included.)

The final fixture should be terminated by the use of DMX Terminator (by others).

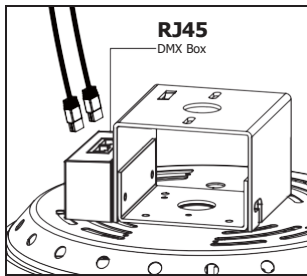
RJ45 Sockets



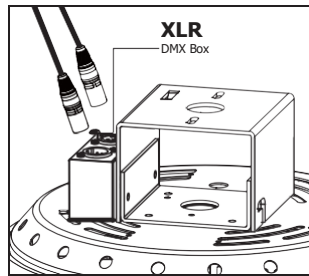
XLR Sockets



CONNECTION	RJ45 (CAT5e)	5-PIN XLR
Common	WHITE/BROWN(PIN7) & BROWN(PIN 8)	PIN 1
Signal -	ORANGE(PIN 2)	PIN 2
Signal +	WHITE/ORANGE(PIN 1)	PIN 3
Spare	-	PIN 4
Spare	-	PIN 5



Connect DMX by using a standard shielded CAT5/6 cable.



Connect DMX by using a standard DMX512 XLR cable with 5 pin in/out connector (by others).