

ADVANCED HIGH CEILING  
**Atria 10 - W + RGB**



10-inch Cylinder utilizing Meteor Lighting's proprietary ColorFlip™ W + RGB solution, that gives you True White light and unlimited RGB possibilities. This product is compatible with all DMX control systems and follows ANSI E1.20 RDM protocol. You can now get white and RGB colors all from a single light source.

Quantity		Type	
Project		Note	

**Electrical System**

- 100W, 200W / TypeA, 200W / TypeB
- Power Input: Universal (120-277V)
- Operating Temperature: -13°F~112°F
- Surge Protection: 4KV
- Power Factor Greater than 0.9

**LED Technology**

- White: CCT 3000K
- 85 CRI
- Beam Angle: 45°, 55°, WD
- Rated Life > 60,000 hours (L70)

**Advanced Dimming**

(Proprietary VX Driver is incorporated to all dimming options for video flicker-free lighting)

- DMX: high resolution dims to 0.1%  
 (Supports ANSI E1.20 RDM protocol)

**Housing**

- Diameter: 9.4" (238mm)
- Height: 20.5" (520mm)
- Material: Aluminum
- Weight: 30 lbs

**Mounting**

- Stem 2ft or 4ft; 45° Swivel Canopy Included
- Adjustable Aircraft Cable 10ft

**Warranty**

- 5 years limited warranty.

**Listing**

- ETL Damp Location Listed
- FCC
- CE



# Atria 10 - W + RGB



## How To Specify:

Ordering Example: AS10-100-308C-U-DMX-45-BLK-ST2

Model	Wattage	CCT / CRI	Voltage	Dimming
AS10		308C	UNV	
AS10 Atria 10	100 100W 200A 100W/100W 200B 150W/50W	308C 3000K / CRI85 +RGB	UNV 120-277V	DMX DMX dims to 0.1% (XLR Sockets) DMX(RJ45) DMX dims to 0.1% (RJ45 Sockets)
	<sup>A</sup> W=100W, RGB=100W <sup>B</sup> W=150W, RGB=50W			

Beam Angle	Finish	Mounting	Accessories
45 45° 55 55° WD* WIDE	BLK Black WHT White	ST2 Stem 2ft ST4 Stem 4ft AD10 Adjustable Cable 10ft	SPD <sup>1</sup> Surge Protector HC <sup>2</sup> Honeycomb Louver
* Please factor in change in lumen output with diffuser (-20% with WD ; -12% with other degrees).			<sup>1</sup> Surge protector for up to 10KV. Applicable for unstable mains or facilities using high power machineries. <sup>2</sup> Please factor in change in lumen output of 30%.

ADVANCED HIGH CEILING  
**Atria 10 - W + RGB**



Delivered Lumens\*

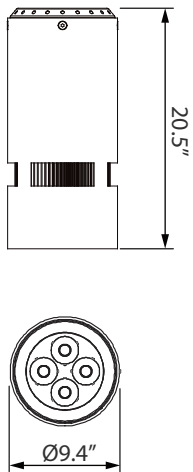
CCT \ Wattage	100W		200W / TypeA		200W / TypeB	
	Beam Angle: 45°					
R	17 W	220 lm	33 W	615 lm	17 W	220 lm
G	17 W	1702 lm	33 W	4076 lm	17 W	1702 lm
B	17 W	209 lm	33 W	483 lm	17 W	209 lm
W	50 W	4013 lm	100 W	8079 lm	150 W	12015 lm

Current Consumption

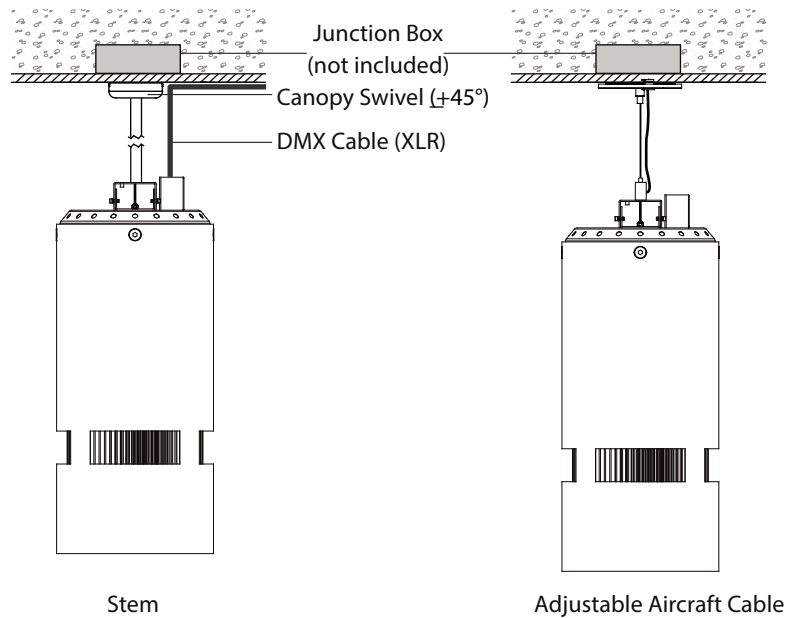
Wattage \ Volt	120V	277V
200W	1.8A	0.9A

\*Tolerance±8%

Dimensions



Mounting Options



ADVANCED HIGH CEILING  
**Atria 10 - W + RGB**



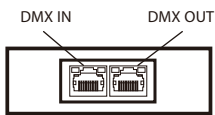
**DMX Requirements**

The Atria 10 W+RGB fixture with DMX is a FOUR CHANNELS DMX unit.  
 When placing order, please indicate DMX address. (The DMX address will be listed on the back of the fixture.)  
 The LED fixture provide RJ45 Socket or XLR socket to connect. (DMX cable NOT included.)  
 The final fixture should be terminated by the use of DMX Terminator (by others).

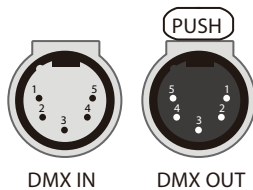
Fixture	DMX Address			
	Red Control (ex. X)	Green Control (ex. X+1)	Blue Control (ex. X+2)	White Control (ex. X+3)
#1	1	2	3	4
#2	5	6	7	8
#3	9	10	11	12

The LED fixture provide RJ45 Socket or XLR socket to connect. (DMX cable NOT included.)  
 The final fixture should be terminated by the use of DMX Terminator (by others).

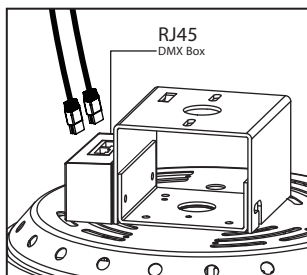
RJ45 Sockets



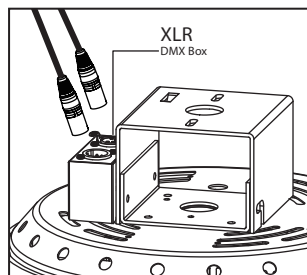
XLR Sockets



CONNECTION	RJ45 (CAT5e)	5-PIN XLR
Common	WHITE/BROWN(PIN7) & BROWN(PIN 8)	PIN 1
Signal -	ORANGE(PIN 2)	PIN 2
Signal +	WHITE/ORANGE(PIN 1)	PIN 3
Spare	-	PIN 4
Spare	-	PIN 5



Connect DMX by using a standard shielded CAT5/6 cable.



Connect DMX by using a standard DMX512 XLR cable with 5 pin in/out connector (by others).

