

Atria 10 - Standard



10-inch Cylinder with aesthetic design and minimal visual impact suited for remodel or new construction.

- Outdoor/Natatorium Rating
(Please refer to Outdoor/Natatorium Version spec sheet)
- Tunable White
(Please refer to Tunable White Version spec sheet)
- Warm Dim
(Please refer to Warm Dim Version spec sheet)
- W+RGB
(Please refer to W+RGB Version spec sheet)

Quantity	Type
Project	Note

Electrical System

- 9719lm (80W)
- 12634lm (110W)
- 16451lm (140W)
- 21204lm (180W)
- 24867lm (220W)
- Power Input: Universal (120-277V)
- Operating Temperature: -13°F~112°F
- Surge Protection: 4KV
- Power Factor Greater than 0.9

LED Technology

- 2700K, 3000K, 3500K, 4000K
- 85 CRI, 93 CRI
- Beam Angle: 30°, 45°, 55°, WD
- Rated Life > 60,000 hours (L70)

Advanced Dimming

(Proprietary VX Driver is incorporated to all dimming options for video flicker-free lighting)

- Standard 0-10V: dims to 10%
- Superior 0-10V: dims to 1 %
- DMX: high resolution dims to 0.1%
- (Supports ANSI E1.20 RDM protocol)

- 80W/110W/140W/180W only:
- LTE : Hi-Lume 1% 2-wire LED Driver (120V forward phase only)
- LDE1 : Hi-Lume 1% EcoSystem LED Driver with Soft-on, Fade-to-Black (UNV only)

Housing

- Diameter: 9.4" (238mm)
- Height: 20.5" (520mm)
- Material: Aluminum
- Weight: 30 lbs

Mounting

- Stem 2ft or 4ft; 45° Swivel Canopy Included
- Adjustable Aircraft Cable 10ft

Warranty

- 5 years limited warranty.

Listing

- ETL Damp Location Listed
- DLC Listed
- FCC
- CE



Not all Atria 10 are DLC qualified. For all qualified products. Please visit: www.designlights.org/qpl

Atria 10 - Standard



How To Specify:

Ordering Example: AS10-220-408-UNV-DMX-45-BLK-ST2

4-5 weeks lead time on over 75% of specifications.

Model	Wattage	CCT / CRI	Voltage	Dimming
AS10			UNV	
AS10	80 80W	278 2700K / CRI85	UNV 120-277V	STV Standard 0-10V dims to 10%
Atria 10	110 110W	308 3000K / CRI85		SPV Superior 0-10V dims to 1%
	140 140W	358 3500K / CRI85		DMX DMX dims to 0.1% (XLR Sockets)
	180 180W	408 4000K / CRI85		DMX(RJ45) DMX dims to 0.1% (RJ45 Sockets)
	220 220W	279 2700K / CRI93		LTE Hi-Lume 1% 2-wire LED Driver (120V forward phase only)
		309 3000K / CRI93		LDE1 Hi-Lume 1% EcoSystem LED Driver with Soft-on, Fade-to-Black (UNV only)
		359 3500K / CRI93		

Beam Angle	Finish	Mounting	Accessories
30 30°	BLK Black	ST2 Stem 2ft	SPD ¹ Surge Protector
45 45°	WHT White	ST4 Stem 4ft	HC ² Honeycomb Board
55 55°		AD10 Adjustable Cable 10ft	EMP Remote Emergency Pack
WD* WIDE			

* Please factor in change in lumen output with diffuser (-20% with WD ; -12% with other degrees).

¹ Surge protector for up to 10KV. Applicable for unstable mains or facilities using high power machineries.
² Please factor in change in lumen output of 30%.

DesignLights Consortium™ Qualified Luminaires:

DLC QPL Model Number : AS10-220-408

Not all product variations listed on this page are DLC qualified.

To ensure that a specific model is qualified, visit www.designlights.org/search.

ADVANCED HIGH CEILING
Atria 10 - Standard



Delivered Lumens*

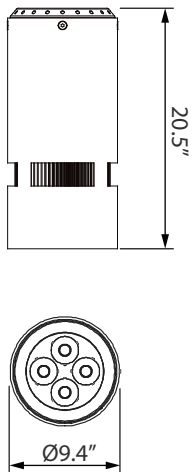
Wattage	80W	110W	140W	180W	220W
CCT	CRI:85 / Beam Angle: 30°				
4000K	9719 lm	12634 lm	16451 lm	21204 lm	24867 lm
3500K	9380 lm	12190 lm	15880 lm	20646 lm	24212 lm
3000K	9040 lm	11751 lm	15309 lm	20088 lm	23558 lm
2700K	8454 lm	10990 lm	14309 lm	18972 lm	22249 lm

Current Consumption

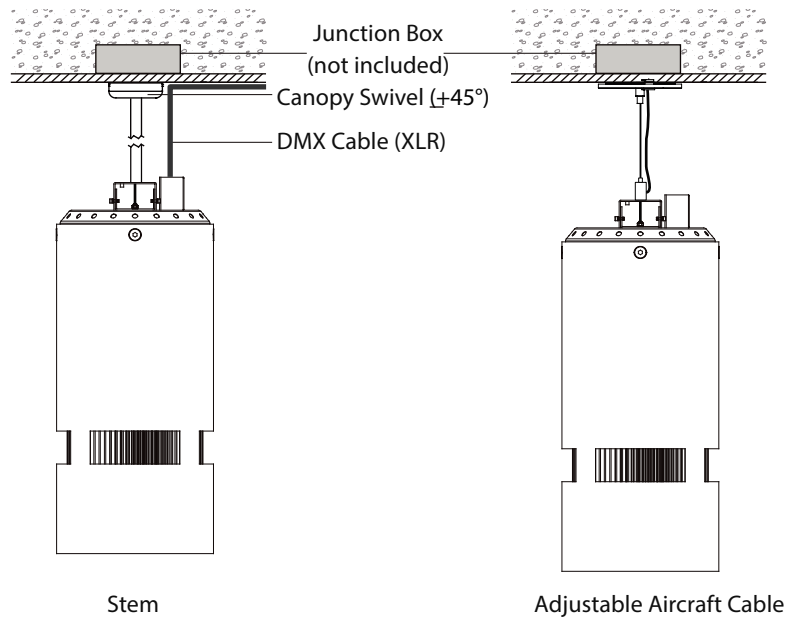
Wattage	120V	277V
80W	0.73A	0.32A
110W	1.01A	0.44A
140W	1.28A	0.56A
180W	1.65A	0.71A
220W	2.02A	0.87A

*Tolerance±8%

Dimensions



Mounting Options



ADVANCED HIGH CEILING
Atria 10 - Standard



DMX Requirements

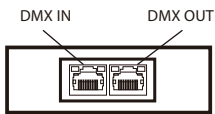
The Atria 10 LED fixture with DMX is a ONE CHANNEL DMX unit.

When placing order, please indicate DMX address. (The DMX address will be listed on the back of the fixture.)

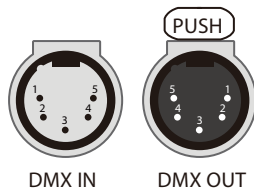
The LED fixture provide RJ45 Socket or XLR socket to connect. (DMX cable NOT included.)

The final fixture should be terminated by the use of DMX Terminator (by others).

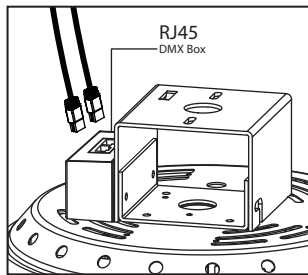
RJ45 Sockets



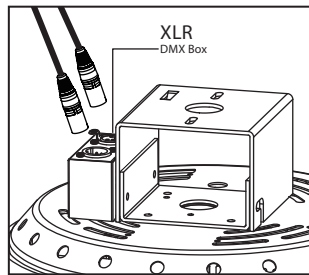
XLR Sockets



CONNECTION	RJ45 (CAT5e)	5-PIN XLR
Common	WHITE/BROWN(PIN7) & BROWN(PIN 8)	PIN 1
Signal -	ORANGE(PIN 2)	PIN 2
Signal +	WHITE/ORANGE(PIN 1)	PIN 3
Spare	-	PIN 4
Spare	-	PIN 5



Connect DMX by using a standard shielded CAT5/6 cable.



Connect DMX by using a standard DMX512 XLR cable with 5 pin in/out connector (by others).

Compatible TRIAC Dimmer List

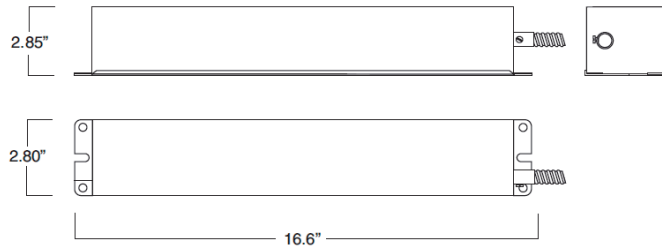
LUTRON PART NO.

RRD-6NA-	RRT-G5NEW-	RRT-GH	HQRD-10ND-	HQRT-GH	HQRD-HN	PD-10NXD-
RRD-6ND	RRT-G25LW-	HQRD-6NA-	MRF2-6ND-120-	HQRT-G25LW-	GT-250M-	PD-5NE-
RRD-10ND-	RRD-HN	HQRD-6ND-	MRF2S-6ND-120-	HQRT-G5NEW-	GTJ-250M-	

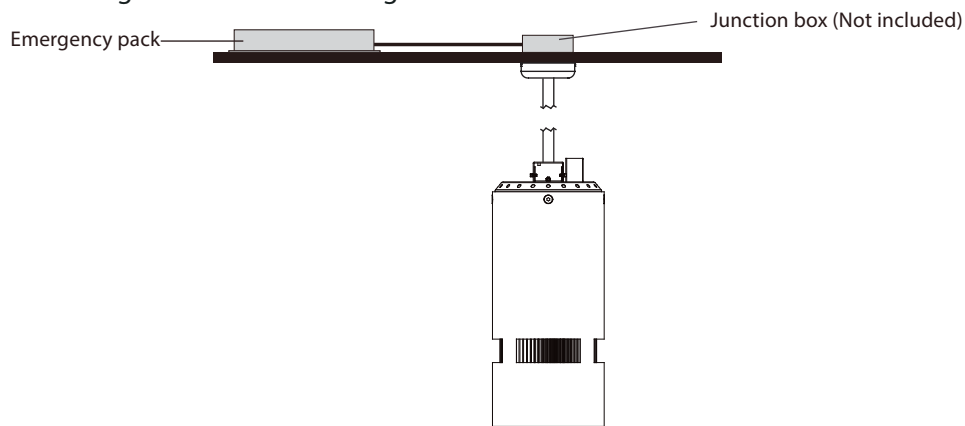
ADVANCED HIGH CEILING
Atria 10 - Standard



Remote Emergency Pack



Mounting with standard ceiling recessed Junction BOX



Emergency Pack Lumen Output Table

CCT	2700K	3000K	4000K
Lumen	1640 lm	1760 lm	1890 lm