

REV 6 Retrofit - W+RGB



6-inch aperture high lumen recessed downlight utilizing Meteor Lighting's proprietary ColorFlip™ W + RGB solution, that gives you True White light and unlimited RGB possibilities. This product is compatible with all DMX control systems and follows ANSI E1.20 RDM protocol. You can now get white and RGB colors all from a single light source.



Quantity	Type
Project	Note

Electrical System

- 50W / W=25W, RGB=25W 100W / W=50W, RGB=50W
- Power Input: 120V or 277V
- Operating Temperature: -40°F~112°F
- Surge Protection: 4KV
- Power Factor Greater than 0.9

LED Technology

- White: CCT 3000K
- 85 CRI
- Beam Angle: 60°, 100° (with diffuser)
- Rated Life > 60,000 hours (L70)

Advanced Dimming

(Proprietary VX Driver is incorporated to all dimming options for video flicker-free lighting)

- **DMX:** high resolution dims to 0.1% (Supports ANSI E1.20 RDM protocol)

Retrofit

- Non-IC Rated, insulation must be kept > 1ft from housing
- Aperture: 6.3" (160mm)
- Mounting Frame Opening: 6.35" (162mm) to 7.0" (178mm) Max
- Oversize Trim: 8" (203mm)
- Maximum Ceiling Thickness: 2" (50.8mm)
- Tool-less top access allows service from above and below.
- Light engine, optics, and driver(s) accessible from below ceiling
- Weight: 11.02lbs
- Goof Ring 8": Aluminum, standard white finish; O. D. 10"; other size and finish available, please inquire

Warranty

- 5 years limited warranty.

Listing

- ETL Damp Location Listed
- FCC



REV 6 Retrofit - W+RGB



How To Specify:

Ordering Example: RS6R-100-308C-120-DMX-60-BLK

Model	Wattage	CCT / CRI	Voltage	Dimming
RS6R				
RS6R	50 50W	308C 3000K / CRI85	120 120V	DMX DMX dims to 0.1% (XLR Sockets)
REV 6-inch W+RGB Retrofit	100 100W	+RGB	277 277V	DMX(RJ45) DMX dims to 0.1% (RJ45 Sockets)

Beam Angle	Finish	Accessories
60 60°	BLK Black	SPD¹ Surge Protector
WD* WIDE	WHT White	DF² Diffuser
		GR8³ Goof Ring 8" to 10"
*Please factor in change in lumen output with diffuser (-20% with WD; -12% with other degrees).		¹ Surge protector for up to 10KV. Applicable for unstable mains or facilities using high power machineries. ² Please factor in change in lumen output with diffuser (-20% with WD; -12% with other degrees). ³ Includes New Reflector.

Delivered Lumens*

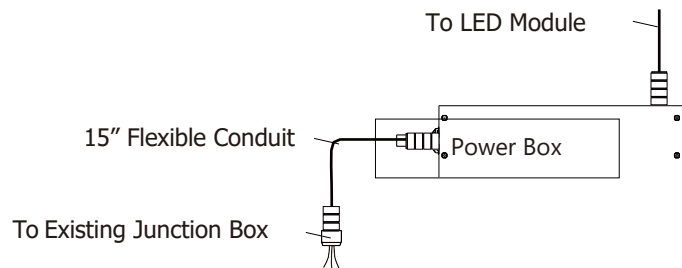
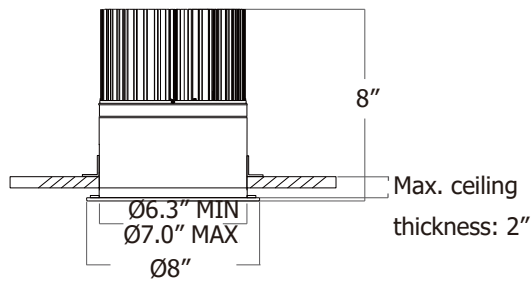
CCT	50W		100W	
	Beam Angle: 60°			
R	8 W	149 lm	18 W	220 lm
G	8 W	988 lm	18 W	1702 lm
B	8 W	117 lm	18 W	209 lm
W	25 W	2000 lm	46 W	4018 lm

Current Consumption

Wattage \ Volt	120V	277V
50W	0.44A	0.19A
100W	0.89A	0.38A

*Tolerance±8%

Dimensions



DMX Requirements

The REV 6 LED fixture with DMX is a FOUR CHANNEL DMX unit.

When placing order, please indicate DMX address. (The DMX address will be listed on the back of the fixture.) The LED fixture provide RJ45 Socket or XLR socket to connect. (DMX cable NOT included.)

The final fixture should be terminated by the use of DMX Terminator (by others).

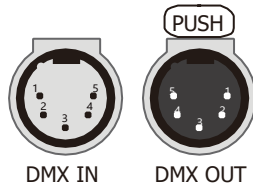
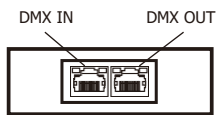
Fixture	DMX Address			
	Red Control (ex. X)	Green Control (ex. X+1)	Blue Control (ex. X+2)	White Control (ex. X+3)
#1	1	2	3	4
#2	5	6	7	8
#3	9	10	11	12

The LED fixture provide RJ45 Socket or XLR socket to connect. (DMX cable NOT included.)

The final fixture should be terminated by the use of DMX Terminator (by others).

RJ45 Sockets

XLR Sockets



CONNECTION	RJ45 (CAT5e)	5-PIN XLR
Common	WHITE/BROWN(PIN7) & BROWN (PIN 8)	PIN 1
Signal -	ORANGE (PIN 2)	PIN 2
Signal +	WHITE/ORANGE (PIN 1)	PIN 3
Spare	-	PIN 4
Spare	-	PIN 5

Compatible DMX Cabling List

DMX uses a cable consisting of two twisted pairs plus a shield to carry data. The cable must be specifically impedance matched for the digital DMX signal, meaning that microphone cable or other non-rated cable **must not be used to carry DMX**. Network cable (Cat5, 5e or 6 cable) may be used to carry DMX in an installation; however special consideration must be given to shielding and termination. Under no circumstances should solid core cable like Cat5 be terminated into a screw down connector.

Meteor recommends the use of Belden 9729 for DMX installation. Belden 9729 is a two pair cable, which allows for a spare pair for 'out and back' type terminations if needed. Below is a list of other compatible Belden cables.