

ADVANCED HIGH CEILING

# REV 4 Retrofit - Warm Dim



4-inch aperture high lumen recessed downlight utilizing Meteor Lighting's proprietary ColorFlip™ Warm Dim solution, that results in superior efficacy and heat management.

This product is compatible with all existing 0-10V and DMX control systems. Bringing ambient lighting to your spaces.

Quantity		Type	
Projec		Note	

## Delivered

Warm Dim	1900K						3000K
DMX CCT Signal (%)	7%	20%	40%	60%	80%	100%	
0-10V CCT Voltage	0.7	2	4	6	8	10	
40W	61 lm	275 lm	824 lm	1556 lm	2349 lm	3050 lm	
20W	32 lm	144 lm	432 lm	816 lm	1232 lm	1600 lm	

## Electrical System

- 20W, 40W
- Power Input: 120V or 277V
- Operating Temperature: -40°F~104°F
- Surge Protection: 4KV- Remote
- Power Factor Greater than 0.9

## LED Technology

- Warm Dim™ (Tuning White: 1900K ↔ 3000K)
- 85+ CRI
- Beam Angle: 45°, 55° (Low trim ONLY)
- Rated Life > 60,000 hours (L70)

## Advanced Dimming

(Proprietary VX Driver is incorporated to all dimming options for video flicker-free lighting)

- Superior 0-10V: dims to 1% (2 channel)
- DMX: high resolution dims to 0.1% (2 channel) (Supports ANSI E1.20 RDM protocol)
- DALI: dims to 10%

## New Construction

- Non-IC Rated, insulation must be kept >1ft from housing.
- Aperture: 4.25" (108mm)
- Opening of Mounting Frame: 4.72" (120mm) to 5.1" (127mm) Max
- Oversize Trim: 5.25" (133mm)
- Maximum Ceiling Thickness: 2" (50.8mm)
- Tool-less top access allows service from above and below.
- Light engine, optics, and driver(s) accessible from below ceiling

## Warranty

- 5-year limited warranty

## Listing

- ETL Damp Location Listed
- FCC



# REV 4 Retrofit - Warm Dim



**How to Specify:**

**Ordering Example: RS4R-20-WDIM-UNV-SPV-45-WHT**

**4-5 weeks lead time on over 75% of specifications.**

Model	Wattage	CCT / CRI	Voltage	Dimming
<b>RS4R</b>		<b>WDIM</b>	<b>UNV</b>	
RS4N	<b>20</b> 20W	<b>WDIM</b> 1900K-3000K	<b>UNV</b> 120-277V	<b>SPV</b> Superior 0-10V dims to dark
REV4 inch with Retrofit	<b>40</b> 40W			<b>DMX</b> DMX dims to 0.1% (XLR Sockets) <b>DMX(RJ45)</b> DMX dims to 0.1% (RJ45 Sockets) <b>DALI</b> DALI dims to 10%

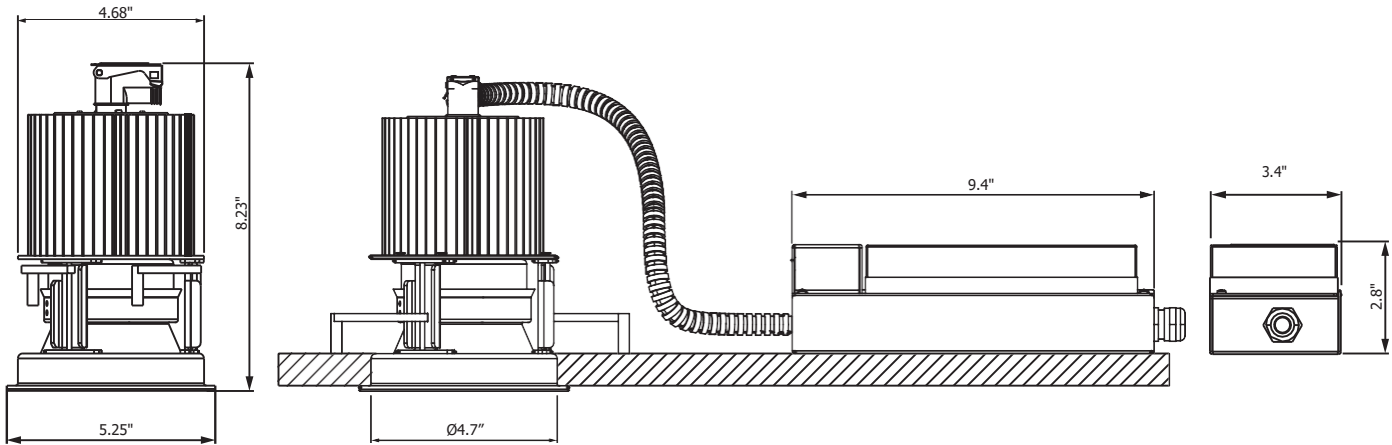
**Beam Angle**

**Finish**

<b>45</b> 45°	<b>BLK</b> Black
<b>55</b> 55°	<b>WHT</b> White

# REV 4 Retrofit - Warm Dim

## Dimensions



## DMX Requirements

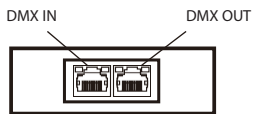
The REV 4 LED fixture with DMX is a ONE CHANNEL DMX unit.

**When placing order, please indicate DMX address.** (The DMX address will be listed on the back of the fixture.)

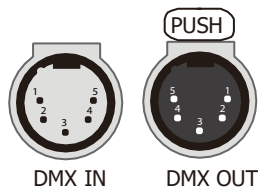
The LED fixture provide RJ45 Socket or XLR socket to connect. (DMX cable NOT included.)

The final fixture should be terminated by the use of DMX Terminator (by others).

### RJ45 Sockets



### XLR Sockets



CONNECTION	RJ45 (CAT5e)	5-PIN XLR
Common	WHITE/BROWN(PIN7) & BROWN(PIN 8)	PIN 1
Signal -	ORANGE(PIN 2)	PIN 2
Signal +	WHITE/ORANGE(PIN 1)	PIN 3
Spare	-	PIN 4
Spare	-	PIN 5