

ADVANCED HIGH CEILING

REV 4 Retrofit - W+RGB



4-inch aperture high lumen recessed downlight utilizing Meteor Lighting's proprietary ColorFlip™ W + RGB solution, that gives you True White light and unlimited RGB possibilities. This product is compatible with all DMX control systems and follows ANSI E1.20 RDM protocol. You can now get white and RGB colors all from a single light source.

Quantity	Type
Projec	Note

Electrical System

- 2900lm (50W)
- Power Input: Universal (120-277V)
- Operating Temperature: -40°F~104°F
- Surge Protection: 4KV

New Construction

- Non-IC Rated, insulation must be kept >1ft from housing.
- Aperture: 4.25" (108mm)
- Opening of Mounting Frame: 4.72" (120mm) to 5.1" (127mm) Max
- Oversize Trim: 5.25" (133mm)
- Maximum Ceiling Thickness: 2" (50.8mm)
- Tool-less top access allows service from above.
- Light engine, optics, and driver(s) accessible from below ceiling
- Weight: 7 lbs

LED Technology

- White: CCT 3000K
- 85 CRI, 93 CRI
- Beam Angle: 45°, 55°
- Rated Life > 60,000 Hours (L70)

Warranty

- 5-year limited warranty

Advanced Dimming

- (Proprietary VX Driver is incorporated to all dimming options for video flicker-free lighting)
- DMX: high resolution dims to 0.1% (Supports ANSI E1.20 RDM protocol)

Listing

- ETL Damp Location Listed
- FCC



REV 4 Retrofit - W+RGB



How to Specify:

Ordering Example: RS4R-50-308C-U-DMX-45-WHT

4-5 weeks lead time on over 75% of specifications.

Model	Wattage	CCT / CRI	Voltage	Dimming
RS4N	50		UNV	
RS4N REV4 inch Retrofit	50 50W	308C 3000K / CRI85 +RGB	UNV 120-277V	DMX DMX dims to 0.1% (XLR Sockets) DMX(RJ45) DMX dims to 0.1% (RJ45 Sockets)

Beam Angle Finish

45 45°	BLK Black
55 55°	WHT White

Delivered Lumens

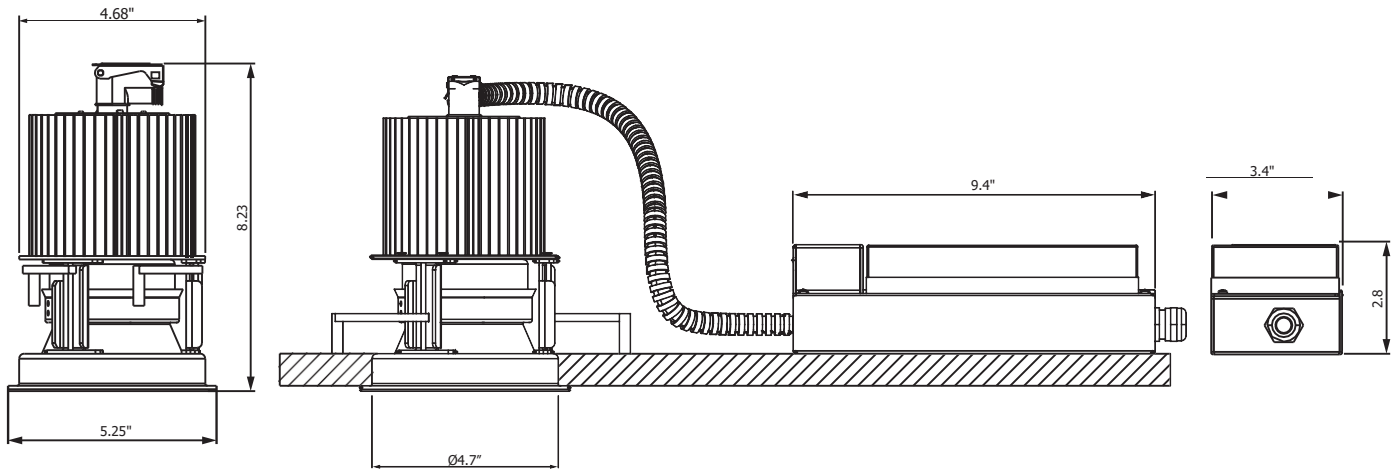
CCT \ Wattage	50W	
	Beam Angle: 45°	
R	8 W	149 lm
G	8 W	988 lm
B	8 W	117 lm
W	25 W	2016 lm

*Tolerance±8%

Current Consumption

Wattage \ Volt	120V	277V
	50W	0.48A

Dimensions



DMX Requirements

The REV 4 LED fixture with DMX is a ONE CHANNEL DMX unit.

When placing order, please indicate DMX address. (The DMX address will be listed on the back of the fixture.)

The LED fixture provide RJ45 Socket or XLR socket to connect. (DMX cable NOT included.)

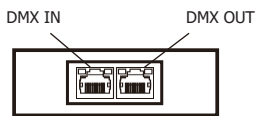
The final fixture should be terminated by the use of DMX Terminator (by others).

Fixture	DMX Address			
	Red Control (ex. X)	Green Control (ex. X+1)	Blue Control (ex. X+2)	White Control (ex. X+3)
#1	1	2	3	4
#2	5	6	7	8
#3	9	10	11	12

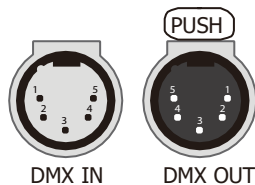
The LED fixture provide RJ45 Socket or XLR socket to connect. (DMX cable NOT included.)

The final fixture should be terminated by the use of DMX Terminator (by others).

RJ45 Sockets



XLR Sockets



CONNECTION	RJ45 (CAT5e)	5-PIN XLR
Common	WHITE/BROWN(PIN7) & BROWN(PIN 8)	PIN 1
Signal -	ORANGE(PIN 2)	PIN 2
Signal +	WHITE/ORANGE(PIN 1)	PIN 3
Spare	-	PIN 4
Spare	-	PIN 5