

ADVANCED HIGH CEILING

# REV 4 - Retrofit

## Tunable White Version (ColorFlip™)



4-inch aperture high lumen recessed downlight utilizing Meteor Lighting's proprietary ColorFlip™ Tunable White solution, that results in superior efficacy and heat management. This product is compatible with all existing 0-10V and DMX control systems. Bringing human centric lighting to your spaces.

Quantity		Type	
Project		Note	

### Delivered Lumens\*

ColorFlip™	2700K	3000K	3500K	4000K	4500K	5000K	5700K	6500K	*Lumen Multiplier 45° 55° 0.89 baseline
DMX CCT Signal (%)	0%	10%	25%	45%	60%	70%	85%	100%	
0-10V CCT Voltage	0	1	2.5	4.5	6	7	8.5	10	
40W	3010 lm	3240 lm	3470 lm	3710 lm	3650 lm	3600 lm	3550 lm	3500 lm	
20W	1590 lm	1710 lm	1820lm	1950 lm	1930 lm	1890 lm	1860 lm	1840 lm	
CRI	85	86	87	88	89	88	87	86	

### Electrical System

- 20W, 40W
- Power Input: 120V or 277V
- Operating Temperature: -40°F~104°F
- Surge Protection: 4KV- Remote
- Power Factor Greater than 0.9

### LED Technology

- ColorFlip™ (Tuning White: 2700K ↔ 6500K)
- 85+ CRI
- Beam Angle: 45°, 55°
- Rated Life > 60,000 Hours (L70)

### Advanced Dimming

(Proprietary VX Driver is incorporated to all dimming options for video flicker-free lighting)

- Superior 0-10V: dims to 1% (2 channel)  
1 channel control dimming. 1 channel control CCT.
- DMX: high resolution dims to 0.1% (2 channel)  
(Supports ANSI E1.20 RDM protocol)
- DALI: dims to 10%

### Retrofit

- Non-IC Rated, insulation must be kept >1ft from housing.
- Aperture: 4.25" (108mm)
- Opening of Mounting Frame: 4.72" (120mm) to 5.1" (127mm) Max
- Oversize Trim: 5.25" (133mm)
- Maximum Ceiling Thickness: 2" (50.8mm)
- Tool-less top access allows service from above.
- Light engine, optics, and driver(s) accessible from below ceiling
- Weight: 7lbs

### Warranty

- 5 year limited warranty

### Listing

- ETL Damp Location Listed
- FCC



ADVANCED HIGH CEILING

# REV 4 - Retrofit

## Tunable White Version (ColorFlip™)



### How To Specify:

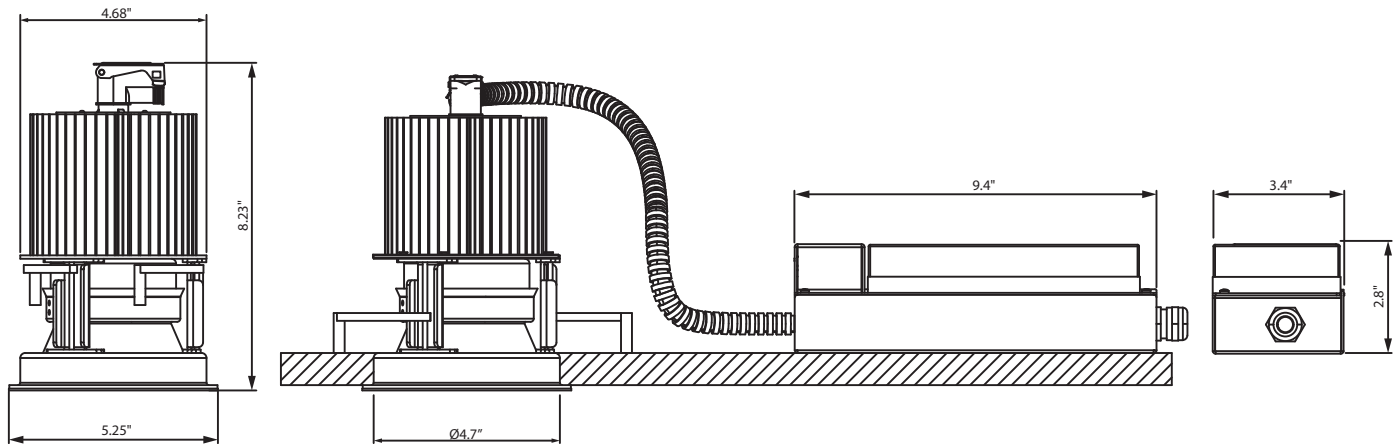
Ordering Example: RS4R-40-TNW-UNV-SPV-45-WHT

4-5 weeks lead time on over 75% of specifications.

Model	Wattage	CCT	Voltage	Dimming
RS4R		TNW		
RS4R REV 4 inch Retrofit	20 20W 40 40W	TNW 2700K - 6500K	UNV 120-277V	SPV Superior 0-10V dims to 1% DMX DMX dims to 0.1% (XLR Sockets) DMX(RJ45) DMX dims to 0.1% (RJ45 Sockets) DALI DALI dims to 10%

Beam Angle	Finish
45 45° 55 55°	BLK Black WHT White

### Dimensions



ADVANCED HIGH CEILING

# REV 4 - Retrofit

## Tunable White Version (ColorFlip™)

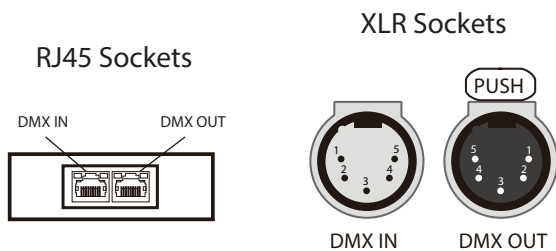


### DMX Requirements\*

The REV 4 LED fixture with DMX unit has TWO CHANNEL per fixture (1 to control intensity, 1 to control color).  
 Fixture will be controlled by DMX number controlling intensity.  
 We do not recommend more than 32 fixtures per DMX daisy chain.  
 When placing order, please indicate DMX address (refer to DMX Address example below).  
 DMX address will be listed on the back of each fixture.

Fixture	DMX Address	
	Intensity Control (ex. X)	Color Control (ex. X+1)
#1	1	2
#2	3	4
#3	5	6

The LED fixture provide RJ45 Socket or XLR socket to connect. (DMX cable NOT included.)  
 The final fixture should be terminated by the use of DMX Terminator (by others).



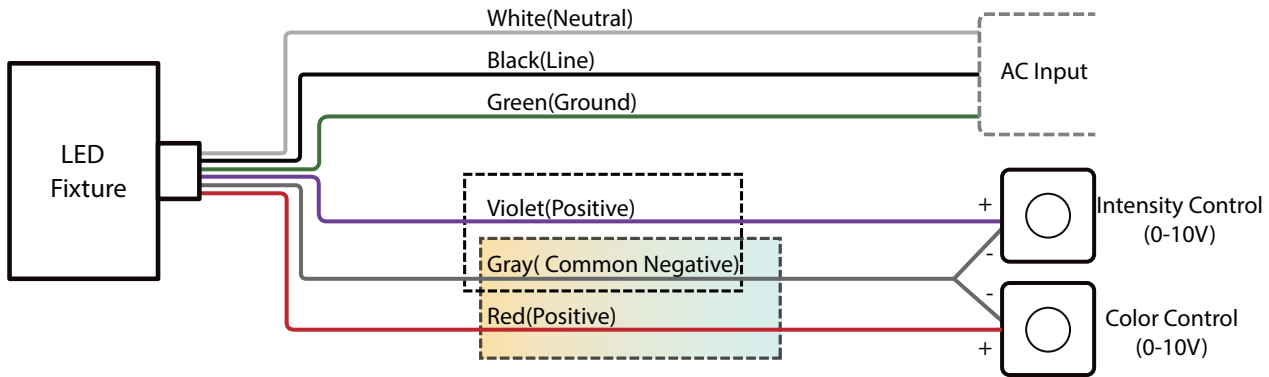
CONNECTION	RJ45 (CAT5e)	5-PIN XLR
Common	WHITE/BROWN(PIN7) & BROWN(PIN 8)	PIN 1
Signal -	ORANGE(PIN 2)	PIN 2
Signal+	WHITE/ORANGE(PIN 1)	PIN 3
Spare	-	PIN 4
Spare	-	PIN 5

# REV 4 - Retrofit

## Tunable White Version (ColorFlip™)



### Superior 0-10V Wiring Diagram



### DMX Wiring Diagram

