

ADVANCED HIGH CEILING

# DUO 4 Series - Tunable White Version (ColorFlip™)



### Elegant Up and Downlight Luminaire

- ColorFlip™  
Meteor Lighting's proprietary ColorFlip™ Tunable White solution, that results in superior efficacy and heat management. This product is compatible with all existing 0-10V and DMX control systems. Bringing human centric lighting to your spaces.

Duo gives you perfect optics with intuitive design making it a decorative element that adds a touch of class.

- Standard  
(Please refer to Standard Version spec sheet)

Quantity		Type	
Project		Note	

### Delivered Lumens\*

ColorFlip™		2700K	3000K	3500K	4000K	4500K	5000K	5700K	6500K	*Lumen Multiplier 40° 60° baseline 0.82
DMX CCT Signal (%)		0%	10%	25%	45%	60%	70%	85%	100%	
0-10V CCT Voltage		0	1	2.5	4.5	6	7	8.5	10	
50W	Up: 25W	1930 lm	1985 lm	2040 lm	2095 lm	2150 lm	2144 lm	2136 lm	2130 lm	
	Down: 25W	1930 lm	1985 lm	2040 lm	2095 lm	2150 lm	2144 lm	2136 lm	2130 lm	
30W	Up: 15W	1490 lm	1528 lm	1567 lm	1607 lm	1645 lm	1647 lm	1648 lm	1650 lm	
	Down: 15W	1490 lm	1528 lm	1567 lm	1607 lm	1645 lm	1647 lm	1648 lm	1650 lm	
CRI		85	86	87	88	89	88	87	86	

### Electrical System

- 30W, 50W
- Power Input: Universal (120-277V)
- Operating Temperature: -13°F~104°F

### LED Technology

- ColorFlip™ (Tuning White: 2700K ↔ 6500K)
- 85+ CRI
- Beam Angle:  
Down: 35°, 60°, 100° (with diffuser)  
Up: 35°, 60°, 100° (with diffuser)
- Rated Life > 60,000 Hours (L70)

### Advanced Dimming

(Proprietary VX Driver is incorporated to all dimming options for video flicker-free lighting)

#### With Signal Wire

- Superior 0-10V: dims to 1%
- DMX: high resolution dims to 0.1% (RJ45 only)  
(Supports ANSI E1.20 RDM protocol)

Note: ONLY Single Dimming (Controls Up/Down Together)

### Housing

- Diameter: 4.8" (122mm)
- Height: 15.1" (383mm)
- Material: Aluminum
- Weight: 8.5 lbs
- Canopy Height: 2.17"

### Mounting

- Power Line Mount 2ft, 4ft, 6ft, 8ft, 10ft with High Lumen Power Suspension (Canopy Height: 2.17" )
- Power Line Mount 2ft, 4ft, 6ft, 8ft, 10ft with High Lumen Power Suspension and Remote Power (Canopy Height: 0.84" )

### Warranty

- 5 year limited warranty

### Listing

- ETL Listed



# DUO 4 Series - Tunable White Version (ColorFlip™)



## How To Specify:

**Ordering Example: DUO4-50-TNW-U-DMXRS-6035-B-PL6**

### Model

**DUO4**

**DUO4**  
Duo 4

### Wattage

**30** Downlight: 15W | Uplight: 15W  
**50** Downlight: 25W | Uplight: 25W

### CCT / CRI

**TNW**

**TNW** 2700K - 6500K

### Voltage

**U** 120-277V

### Dimming

#### With Signal Wire

**SPVS** Superior 0-10V dims to 1% Single (Up/Down Together)

**DMXRS<sup>1</sup>** DMX dims to 0.1% Single (Up/Down Together)

<sup>1</sup> Option only applies to RJ45 Sockets.

### Beam Angle

#### Downlight:

**35** 35°  
**60** 60°  
**WD<sup>1</sup>** 100° (with diffuser)

#### Uplight:

**35** 35°  
**60** 60°  
**WD<sup>1</sup>** 100° (with diffuser)

<sup>1</sup> Please factor in change in lumen output with diffuser (-20% with WD).

### Finish

**B** Black  
**W** White

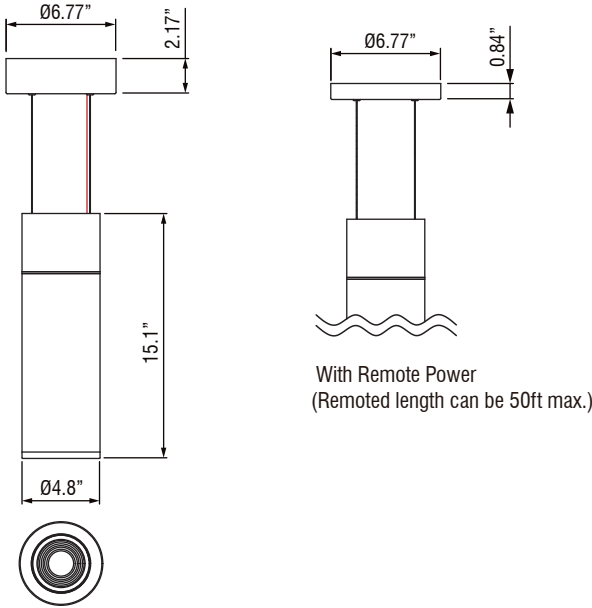
### Mounting

**PL2/4/6/8/10** Power Line Mount  
**PL2/4/6/8/10RM** Power Line Mount Remote Power

# DUO 4 Series - Tunable White Version (ColorFlip™)



## Dimensions



SPV / DMX  
with signal wire.

## DMX Requirements\*

Each DUO 4 DMX unit has TWO CHANNELS per fixture (1 to control intensity, 1 to control color).

Fixture will be controlled by DMX number controlling intensity.

We do not recommend more than 32 fixtures per DMX daisy chain.

When placing order, please indicate DMX address (refer to DMX Address example below).

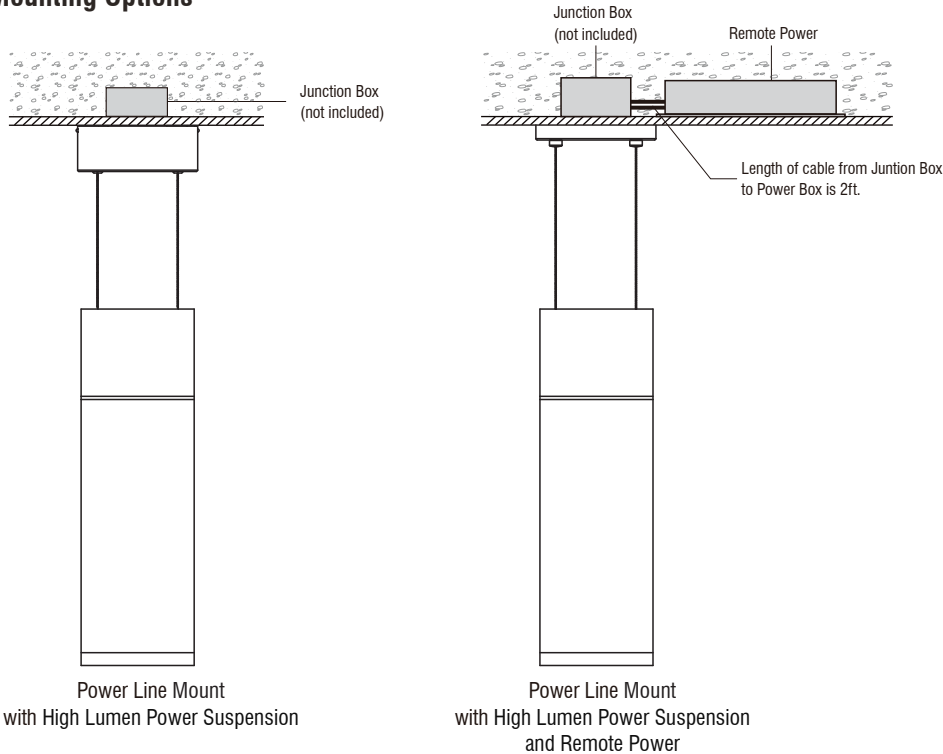
DMX address will be listed on the back of each fixture.

Fixture	DMX Address	
	Intensity Control (ex. X)	Color Control (ex. X+1)
#1	1	2
#2	3	4
#3	5	6

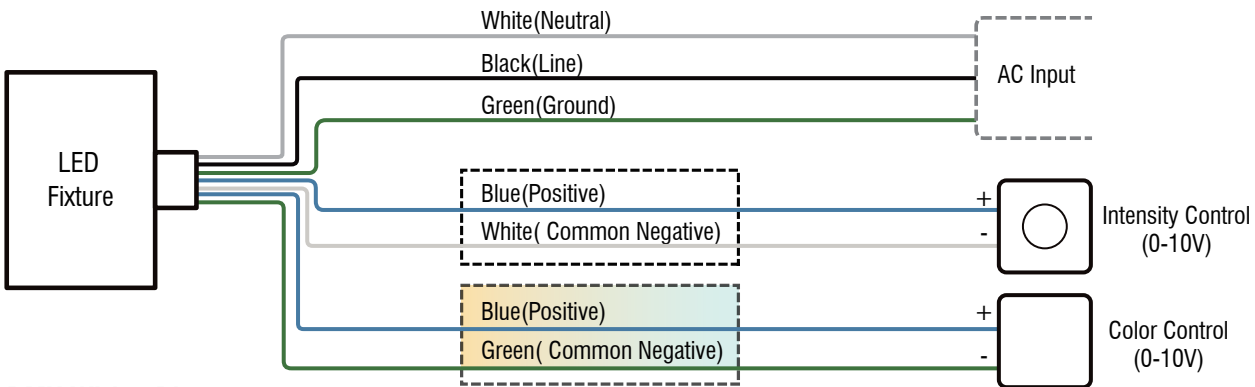
The LED fixture provide RJ45 Socket to connect. (DMX cable NOT included.)

The final fixture should be terminated by the use of DMX Terminator (by others).

## Mounting Options



## Superior 0-10V Wiring Diagram



## DMX Wiring Diagram

