

# REV FLEX 2

SPECIFICATION SHEET  
TUNABLE WHITE

## REVOLUTIONARY ADJUSTABLE DOWNLIGHTS

### Housing

Aperture: Ø2.6" | Height: 4.37"  
Maximum Ceiling Thickness: 1" | Ceiling Cutout: 2.9"  
Weight: 2.2 lbs (New Construction), 1.06 lbs (Retrofit)

### Material

Housing: High Pressure Die-Cast Aluminum  
Optics: Aluminum Reflector

### Power Input

15W, 20W | 120V, 277V

### Lumen Output

450 lm (15W), 620 lm (20W)

### Dimming

DMX: High resolution dims to 0.1%

### Color Quality

CRI 85

### Rated Life

> 100,000 Hours (L70)

### Bezel Finish



Matte  
Black



Matte  
White



Matte  
Silver

### Trim Finish



Matte  
Black



Matte  
White

### Color Temperature



ColorFlip™ Tunable White  
2700K ↔ 5000K

### Optics



40°



55°

### Adjustability



0°-30°  
Tilt



0°-359°  
Rotation

### Warranty

5 Year limited warranty

### Listing



## Quiet . Adjustable. Color Changing.

The new REV Flex series is an extension of Meteor's revolutionary downlights with an adjustable factor. Coming in a range of 2", 4" and 6" apertures. The REV Flex series feature 359° rotation, 30° tilt, and a variety of architectural illumination options.

All REV Flex configurations are Title 24 listed, and compatible with our proprietary high efficacy ColorFlip™ color changing technology Tunable White. Also features built-in Flicker-Free video recording with our VX™ Driver.



# METEOR

[meteor-lighting.com](http://meteor-lighting.com)

**SPECIFICATION**

<b>PROJECT NAME</b>	<b>DATE</b>
<input type="text"/>	<input type="text"/>
<b>CATALOG #</b>	<b>QUANTITY</b>
<input type="text"/>	<input type="text"/>

The product configurator function on this page works only with the latest version of Chrome or Adobe Acrobat Reader.

<input type="text"/>	<b>MODEL</b>	<b>RF2N</b> REV Flex 2 New Construction	<b>RF2R</b> REV Flex 2 Retrofit
<input type="text"/>	<b>WATTAGE</b>	<b>15</b> 15W	<b>20</b> 20W
<input type="text" value="A"/>	<b>BEZEL TYPE</b>	<b>A</b> Adjustable Bezel	
<input type="text" value="TNW"/>	<b>CCT / CRI</b>	<b>TNW</b> 2700K-5000K	
<input type="text"/>	<b>VOLTAGE</b>	<b>120</b> 120V	<b>277</b> 277V
<input type="text"/>	<b>DIMMING</b>	<i>Remote Power Box Only</i>	
		<b>DMXP<sup>1</sup></b> DMX dims to 0.1% (Phoenix Connector)	<b>DMXR<sup>1</sup></b> DMX dims to 0.1% (RJ45 Sockets)
<input type="text"/>	<b>TRIM TYPE</b>	<b>R</b> Round <b>SF<sup>2</sup></b> Square Flangeless	<b>S</b> Square <b>RF<sup>2</sup></b> Round Flangeless
<input type="text"/>	<b>TRIM FINISH</b>	<b>BLK</b> Matte Black	<b>WHT</b> Matte White
<input type="text"/>	<b>BEZEL FINISH</b>	<b>BLK</b> Matte Black	<b>WHT</b> Matte White <b>SLV</b> Matte Silver
<input type="text"/>	<b>BEAM ANGLE</b>	<b>40</b> 40°	<b>55</b> 55°
<input type="text"/>	<b>ACCESSORIES</b>	<b>HC<sup>3</sup></b> Hex Cell Louver	<b>RM25<sup>4</sup></b> Remote Power 25ft <b>RM50<sup>4</sup></b> Remote Power 50ft

CLEAR FORM

<sup>1</sup> DMXP and DMXR options does not have below ceiling access  
<sup>2</sup> Flangeless trims are always white in color  
<sup>3</sup> HC option reduces delivered lumens by ~25%  
<sup>4</sup> Mount remotely in an accessible location for maintenance

## TECHNICAL DETAILS

### Electrical

- 450 lm (15W), 620 lm (20W)
- Power Input : 120V or 277V
- Operating Temperature : 14°F~104°F

### LED Features

- ColorFlip™ Tunable White 2700K ↔ 5000K
- CRI 85
- Long lasting LED luminaire tested under TM21 lumen maintenance L70 @ 100,000 Hrs

### Optics

- Precision molded high transmittance clear PC lens
- Beam Angle : 40°, 55°

### Advanced Dimming

- Proprietary VX Driver™ is integrated across all dimming options, delivering video flicker-free performance and full compliance with IEEE 1789.
- DMX : High resolution dims to 0.1% (Supports ANSI E1.20 RDM protocol)

### Housing

- Aperture : Ø2.6"
- Height : 3.8" (15W), 4.37" (20W)
- Weight : 2.2 lbs (New Construction), 1.06 lbs (Retrofit)
- Ceiling Cutout : 2.9" (New Construction), 2.8" (Retrofit)
- Maximum Ceiling Thickness : 1"
- Material : High Pressure Die-Cast Aluminum, Aluminum Reflector
- Non-IC Rated, insulation must be kept >0.5ft from housing
- Light engine, optics, and driver(s) accessible from below ceiling, except DMX

\*Note : C-Channel / Mounting Channels / T-Bar Hangers are purchased from a third party

### Warranty

- 5-year limited warranty

### Listing

- ETL
- CE
- FCC
- JA8 Title 24 Compliant

## PERFORMANCE SUMMARY\*

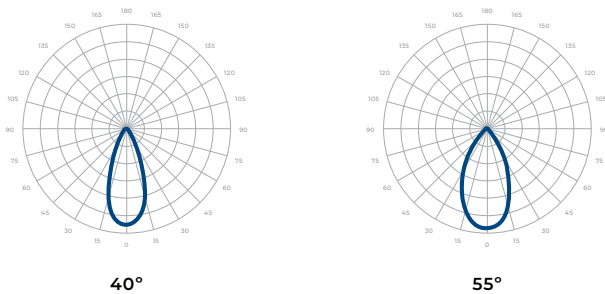
ColorFlip™	2700K	3000K	3500K	4000K	4500K	5000K
<b>DMX</b> CCT Signal (%)	0%	20%	50%	70%	85%	100%
<b>15W</b>	350lm	430lm	450lm	450lm	420lm	390lm
<b>20W</b>	480lm	590lm	620lm	620lm	580lm	540lm

\*Beam Angle: 40° \*Tolerance ±8%

Current Consumption		
WATTAGE / VOLT	120V	277V
<b>15W</b>	0.13A	0.06A
<b>20W</b>	0.17A	0.07A

## PHOTOMETRICS

Below is a typical photometric representation of the Rev Flex 2 fixture. Please download IES files to ensure exact photometric value.



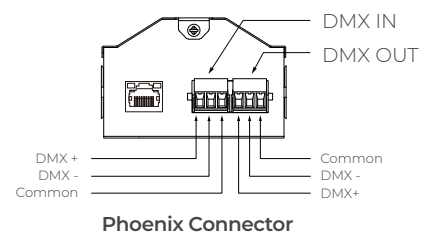
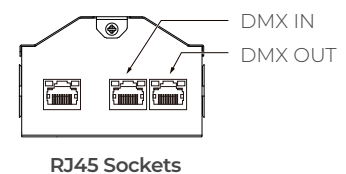
## DMX REQUIREMENTS

The Rev Flex 2 Tunable White fixture with DMX unit has **two channels** per fixture (1 to control intensity, 1 to control color). When placing an order, please indicate DMX address. (The DMX address will be listed on the back of the fixture). Do not connect more than 32 fixtures per DMX daisy chain.

DMX Address		
Fixture	Intensity Control (ex. X)	Color Control (ex. X+1)
#1	1	2
#2	3	4
#3	5	6

The fixture can be connected with RJ45 Sockets or Phoenix Connector. DMX cables **are not** included; please refer to compatible DMX cabling list for more information. The final fixture on each daisy chain should be terminated by the use of a DMX terminator purchased from a 3rd party or from Meteor.

CONNECTION	RJ45 (CAT5e)
Common	WHITE/BROWN(PIN7) & BROWN (PIN 8)
Signal -	ORANGE (PIN 2)
Signal +	WHITE/ORANGE (PIN 1)
Spare	-
Spare	-



## COMPATIBLE DMX CABLING LIST

---

DMX uses a cable consisting of two twisted pairs plus a shield to carry data. The cable must be specifically impedance matched for the digital DMX signal, meaning that microphone cable or other non-rated cable **must not be used to carry DMX**. Network cable (Cat5, 5e or 6 cable) may be used to carry DMX in an installation; however special consideration must be given to shielding and termination. Under no circumstances should solid core cable like Cat5 be terminated into a screw down connector.

Meteor recommends the use of Belden 9729 or Belden 9841 for DMX installation. Belden 9729/9841 is a shielded twisted pair cable, which allows for a spare pair for 'out and back' type terminations if needed.

## TRIM TYPES


---



Round Trim



Round Flangeless Trim



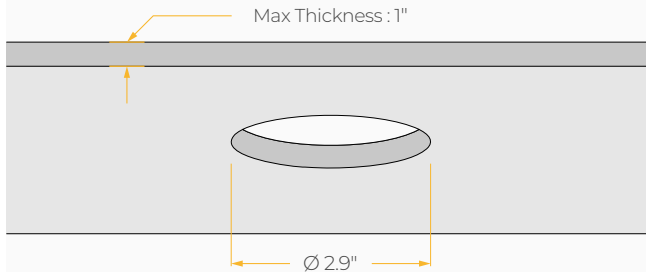
Square Trim



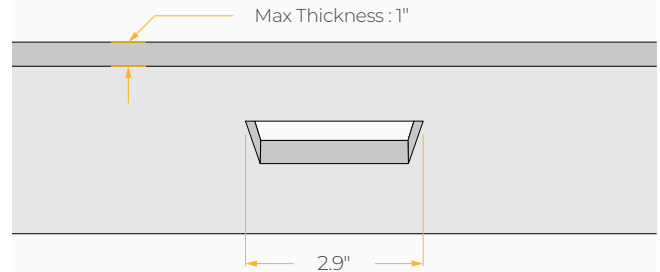
Square Flangeless Trim

**DIMENSIONS**

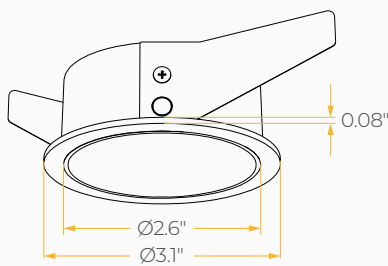
**Round Trim Cutout**



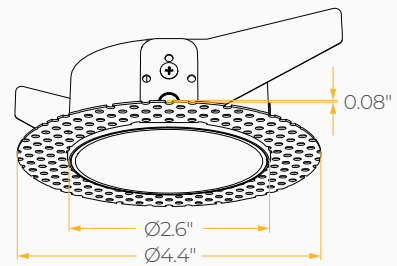
**Square Trim Cutout**



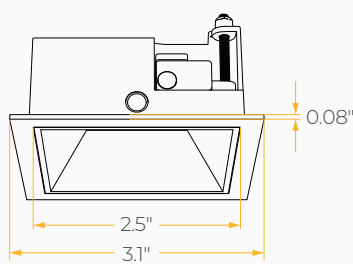
**Round Trim**



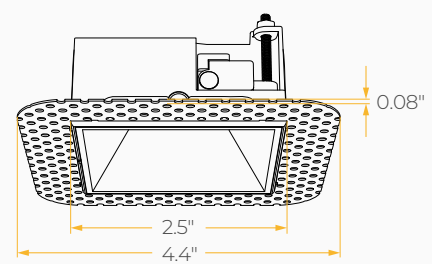
**Round Flangeless Trim**



**Square Trim**

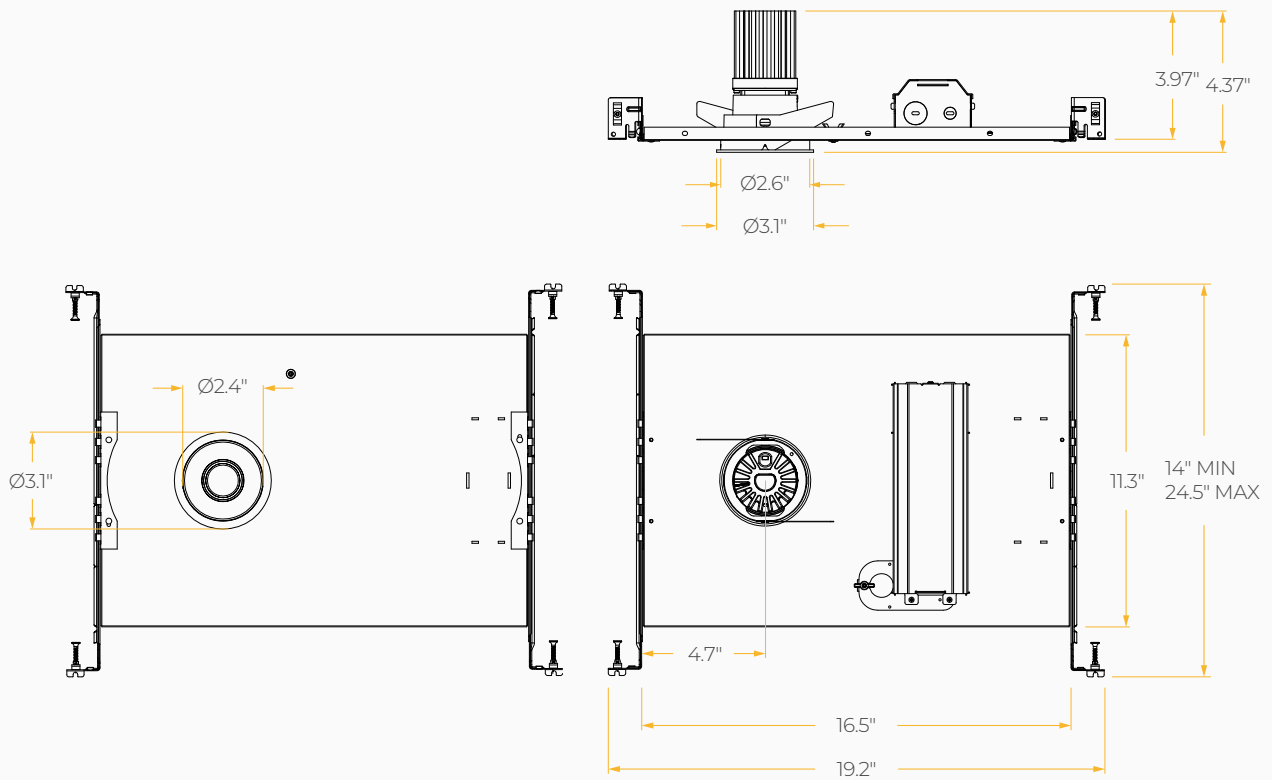


**Square Flangeless Trim**

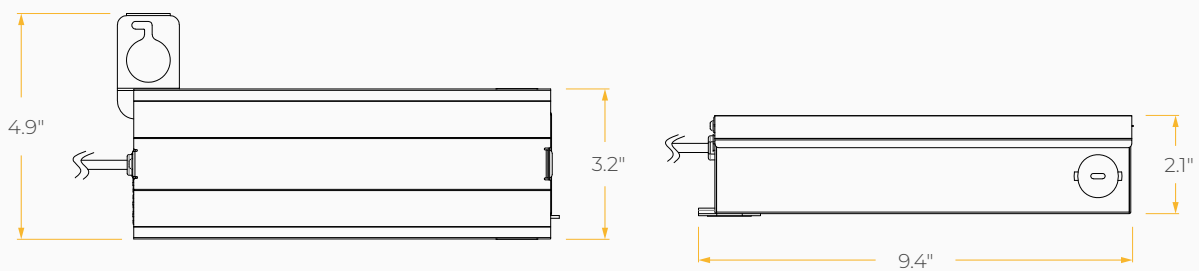


**DIMENSIONS**

**New Construction**



**New Construction Power Box**



**DIMENSIONS**

