

DUO 4

SPECIFICATION SHEET
TUNABLE WHITE

ELEGANT 4 INCH UP AND DOWN LUMINAIRE

Housing

Diameter : Ø4.8" | Height : 15.1" | Weight : 8.5 lbs

Material

Housing : Extruded Aluminum

Lens : Clear polycarbonate

Power Input

Downlight : 15W, 25W | 120-277V

Uplight : 15W, 25W | 120-277V

Lumen Output

Downlight : 1,650 lm (15W), 2,150 lm (25W)

Uplight : 1,650 lm (15W), 2,150 lm (25W)

Dimming

Superior 0-10V : Dims to 1%

DMX : High resolution dims to 0.1% (RJ45 only)

(Supports ANSI E1.20 RDM protocol)

Color Quality

CRI 85+ | UGR ≤ 19

Rated Life

> 100,000 Hours (L70)

Finish



Black



White

Color Temperature



ColorFlip™ Tunable White
2700K ↔ 6500K

Optics



60°
UP/DOWN



Wide
UP/DOWN

Mounting



Power Line



Power Line
Remote Power

Warranty

5 Year limited warranty

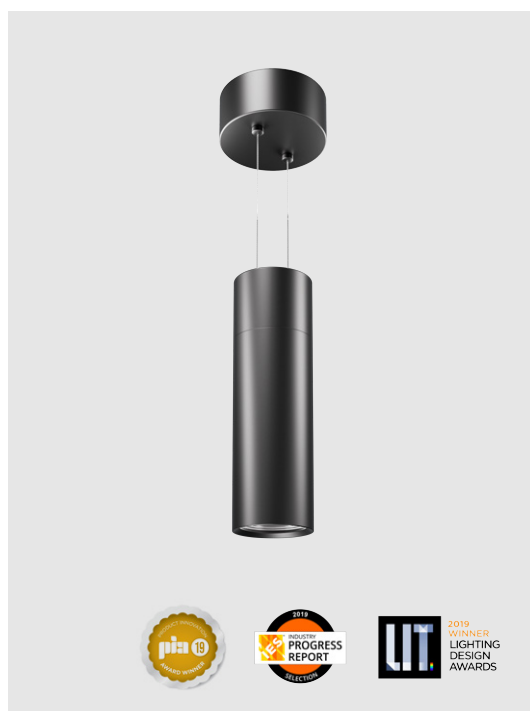
Listing



Revolutionary Mounting System

Perfect for highlighting beautiful ceiling spaces, the embedded Powerline™ System offers a highly aesthetic fixture, with a less than 1-inch canopy option for that truly quiet ceiling design.

Available in a range of dimming capabilities including DMX, this added technology does not compromise the look and feel of the luminaire and is done through a hidden signal wire that can also offer separate uplight and downlight dimming controls.



SPECIFICATION

PROJECT NAME

DATE

CATALOG #

QUANTITY

The product configurator function on this page works only with the latest version of Chrome or Adobe Acrobat Reader.

<input type="text" value="DUO4"/>	MODEL	DUO 4	
<input type="text"/>	WATTAGE	30 Downlight: 15W Uplight: 15W	50 Downlight: 25W Uplight: 25W
<input type="text" value="TNW"/>	CCT / CRI	TNW 2700K – 6500K	
<input type="text" value="UNV"/>	VOLTAGE	UNV 120 – 277V	
<input type="text"/>	DIMMING	With Signal Wire SPVS Superior 0-10V dims to 1% Single (Up/Down Together)	DMXRS¹ DMX dims to 0.1% Single (Up/Down Together)
<input type="text"/>	BEAM ANGLE	Downlight 60 60°	WD² Wide
<input type="text"/>		Uplight 60 60°	WD² Wide
<input type="text"/>	FINISH	BLK Black	WHT White
<input type="text"/>	MOUNTING	PL#(2/4/6/8/10)³ Power Line Mount (2, 4, 6, 8, and 10 ft.)	PL#RM(2/4/6/8/10)³ Power Line Mount with Remote Power (2, 4, 6, 8, and 10 ft.)

CLEAR FORM

¹ DMXR connects with RJ45 Sockets

² WD option reduces delivered lumens by ~20%

³ Replace “#” with the required length designation. ex: PL2, PL4

TECHNICAL DETAILS

Electrical

- Downlight : 1,650 lm (15W), 2,150 lm (25W)
- Uplight : 1,650 lm (15W), 2,150 lm (25W)
- Power Input : Universal (120-277V)
- Operating Temperature : -13°F~104°F
- Surge Protection : Built-in is 2.5KV
- Power Factor Greater than 0.9

LED Features

- ColorFlip™ Tunable White 2700K ↔ 6500K
- CRI 85+
- UGR ≤ 19
- Long lasting LED luminaire tested under TM21 lumen maintenance L70 @ 100,000 Hrs

Optics

- Precision molded high transmittance clear lenses
- Beam Angle Down : 60°, WD
- Beam Angle Up : 60°, WD

Advanced Dimming

- Proprietary VX Driver™ is integrated across all dimming options, delivering video flicker-free performance and full compliance with IEEE 1789.

With Signal Wire

- Superior 0-10V : dims to 1%
- DMX : high resolution dims to 0.1% (RJ45 only) (Supports ANSI E1.20 RDM protocol)
- Note : ONLY Single Dimming (Controls Up/Down Together)

Housing

- Diameter : Ø4.8"
- Height : 15.1"
- Material : Extruded Aluminum
- Weight : 8.5 lbs
- Canopy Height : 2.95"

Mounting

- Power Line Mount 2ft, 4ft, 6ft, 8ft, 10ft with High Lumen Power Suspension (Canopy Height : 2.95")
- Power Line Mount 2ft, 4ft, 6ft, 8ft, 10ft with High Lumen Power Suspension and Remote Power (Canopy Height : 0.84")

Warranty

- 5-year limited warranty

Listing

- ETL Damp Location Listed

PERFORMANCE SUMMARY*

ColorFlip™	2700K	3000K	3500K	4000K	4500K	5000K	5700K	6500K
DMX CCT SIGNAL (%)	0%	10%	25%	45%	60%	70%	85%	100%
0-10V CCT VOLTAGE	0	1	2.5	4.5	6	7	8.5	10
30W UP (15W)	1,490lm	1,530lm	1,570lm	1,610lm	1,645lm	1,650lm	1,650lm	1,650lm
30W DOWN (15W)	1,490lm	1,530lm	1,570lm	1,610lm	1,645lm	1,650lm	1,650lm	1,650lm
50W UP (25W)	1,930lm	1,985lm	2,040lm	2,095lm	2,150lm	2,145lm	2,135lm	2,130lm
50W DOWN (25W)	1,930lm	1,985lm	2,040lm	2,095lm	2,150lm	2,145lm	2,135lm	2,130lm
CRI	85	86	87	88	89	88	87	86

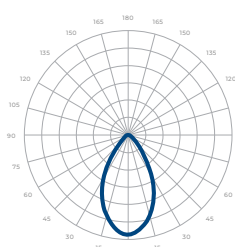
*Lumen Multiplier 40° 60° baseline 0.82

PERFORMANCE SUMMARY

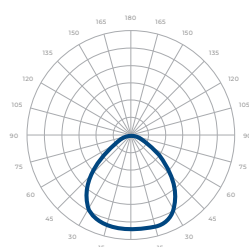
Current Consumption		
WATTAGE / VOLT	120V	277V
30W	0.28A	0.12A
50W	0.46A	0.20A

PHOTOMETRICS

Below is a typical photometric representation of the Duo 4 fixture. Please download IES files to ensure exact photometric value.



60°



WIDE

DMX REQUIREMENTS

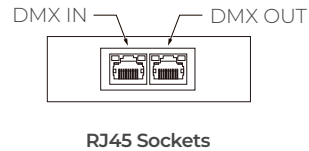
The Duo 4 Tunable White fixture with DMX unit has **two channels** per fixture (1 to control intensity, 1 to control color). When placing an order, please indicate DMX address. (The DMX address will be listed on the back of the fixture). Do not connect more than 32 fixtures per DMX daisy chain.

Fixture	DMX Address	
	Intensity Control (ex. X)	Color Control (ex. X+1)
#1	1	2
#2	3	4
#3	5	6

DMX REQUIREMENTS

The fixture can be connected with RJ45 sockets. DMX cables **are not** included; please refer to compatible DMX cabling list for more information. The final fixture on each daisy chain should be terminated by the use of a DMX terminator purchased from a 3rd party or from Meteor.

CONNECTION	RJ45 (CAT5e)
Common	WHITE/BROWN(PIN7) & BROWN (PIN 8)
Signal -	ORANGE (PIN 2)
Signal +	WHITE/ORANGE (PIN 1)
Spare	-
Spare	-

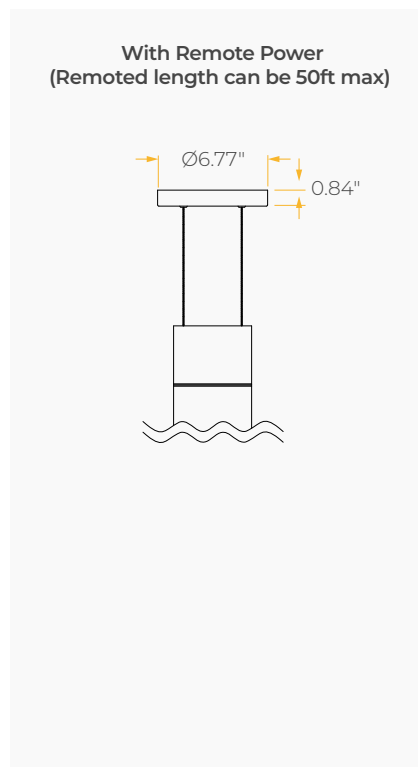
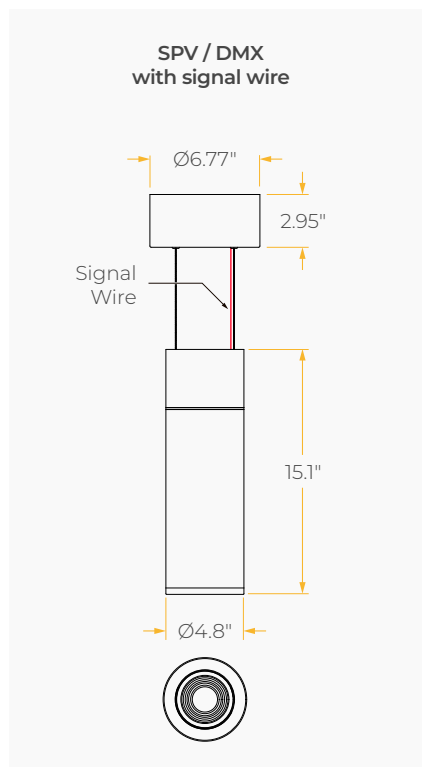


COMPATIBLE DMX CABLING LIST

DMX uses a cable consisting of two twisted pairs plus a shield to carry data. The cable must be specifically impedance matched for the digital DMX signal, meaning that microphone cable or other non-rated cable **must not be used to carry DMX**. Network cable (Cat5, 5e or 6 cable) may be used to carry DMX in an installation; however special consideration must be given to shielding and termination. Under no circumstances should solid core cable like Cat5 be terminated into a screw down connector.

Meteor recommends the use of Belden 9729 or Belden 9841 for DMX installation. Belden 9729/9841 is a two pair cable, which allows for a spare pair for 'out and back' type terminations if needed.

DIMENSIONS



MOUNTING OPTIONS*

*Junction Box not included

