

ATRIA II 4

REIMAGINING PERFORMANCE SPACES

SPECIFICATION SHEET
TUNABLE WHITE

Housing

Diameter : Ø4.8" | Height : 12.6" | Weight : 8 lbs

Material

Housing : High Pressure Die-Cast Aluminum
Optics : Aluminum Reflector

Power Input

15W, 25W, 35W, 45W | 120-277V

Lumen Output

1,750 lm (15W), 2,460 lm (25W), 2,870 lm (35W), 3,370 lm (45W)

Dimming

Superior 0-10V : Dims to 1%
DMX : High resolution dims to 0.1%


Color Quality

CRI 85+

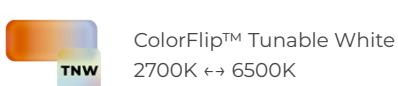
Rated Life

> 100,000 Hours (L70)

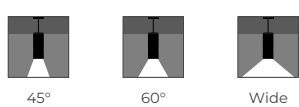
Finish



Color Temperature



Optics



Mounting



Warranty

5 Year limited warranty

Listing



Versatile and Compact Architectural Cylinder

Engineered for performance spaces, this architectural compact cylinder seamlessly integrates into ceilings, delivering powerful performance with vibrant, color-changing technology that elevates any stage environment.

ColorFlip™ harnesses advanced flip-chip technology, designed in-house, to deliver high-efficacy, flexible, and cost-effective color tuning solutions. This technology ensures robust output and precise color accuracy.



METEOR

meteor-lighting.com

SPECIFICATION

PROJECT NAME

DATE

CATALOG #

QUANTITY

The product configurator function on this page works only with the latest version of Chrome or Adobe Acrobat Reader.

<input type="text" value="ASII4"/>	MODEL	ATRIA II 4		
<input type="text"/>	WATTAGE	15 15W 45 45W	25 25W	35 35W
<input type="text" value="TNW"/>	CCT / CRI	TNW 2700K – 6500K		
<input type="text" value="UNV"/>	VOLTAGE	UNV 120 – 277V		
<input type="text"/>	DIMMING ¹	SPV Superior 0-10V dims to 1% DMXW DMX dims to 0.1% (Hard-wired)	DMX DMX dims to 0.1% (XLR Sockets)	DMXR DMX dims to 0.1% (RJ45 Sockets)
<input type="text"/>	BEAM ANGLE	45 45°	60 60°	WD² Wide
<input type="text"/>	FINISH	BLK SilentBlack™, Matte Finish	WHT SilentWhite™, Matte Finish	
<input type="text"/>	RIM FINISH	STD Standard Trim	GLR Glow Ring	
<input type="text"/>	MOUNTING	SUM Surface Mount AD10 Adjustable Cable 10ft YKM Yoke Mount	ST2 Stem 2ft SAD10 Sloped Adjustable Cable 10ft	ST4 Stem 4ft WLM³ Wall Mount
<input type="text"/>	ACCESSORIES	EMP Remote Emergency Pack	CT⁴ Conduit Mount	FCS⁵ Field Cut Stem Adapter Kit

CLEAR FORM

¹ All beam angle options include an integrated diffuser
² WD option reduces delivered lumens by ~12%
³ WLM is not compatible with DMX, DMXR; connections are hard-wired using three DMX wires
⁴ CT is not compatible with SUM, YKM, WLM
⁵ FCS is not compatible with SUM, AD10, SAD10, YKM, WLM

TECHNICAL DETAILS

Electrical

- 1,750 lm (15W), 2,460 lm (25W), 2,870 lm (35W), 3,370 lm (45W)
- Power Input : Universal (120-277V)
- Operating Temperature : -13°F~104°F
- Surge Protection : Built-in is 2.5KV
- Emergency Pack with Mounting Plate : Bodine BSL20B2UEK55C1I1
- Power Factor Greater than 0.9

LED Features

- ColorFlip™ Tunable White 2700K ↔ 6500K
- CRI 85+
- Long lasting LED luminaire tested under TM21 lumen maintenance L70 @ 100,000 Hrs
- Lumen Maintenance > 0.90 at 60,000 hours

Optics

- Aluminum Reflector
- Beam Angle : 45°, 60°, Wide

Advanced Dimming

- Proprietary VX Driver™ is integrated across all dimming options, delivering video flicker-free performance and full compliance with IEEE 1789.
- Superior 0-10V : Dims to 1%
- DMX : High resolution dims to 0.1% (Supports ANSI E1.20 RDM protocol)

Housing

- Diameter : Ø4.8"
- Height : 12.6"
- Material : High Pressure Die-Cast Aluminum, Metal Reflector
- Weight : 8 lbs

Mounting

- Stem 2ft or 4ft; 45° Swivel Canopy Included
- Adjustable Cable 10ft
- Sloped Adjustable Cable 10ft
- Surface Mount
- Wall Mount
- Yoke Mount

Warranty

- 5-year limited warranty

Listing

- ETL Damp Location Listed
- CE
- FCC
- UKCA
- Energy Star Rated

PERFORMANCE SUMMARY*

ColorFlip™	2700K	3000K	3500K	4000K	4500K	5000K	5700K	6500K
DMX CCT Signal (%)	0%	10%	25%	45%	60%	70%	85%	100%
0-10V CCT Voltage	0	1	2.5	4.5	6	7	8.5	10
15W	1,545lm	1,585lm	1,630lm	1,670lm	1,690lm	1,710lm	1,730lm	1,750lm
25W	2,175lm	2,185lm	2,200lm	2,210lm	2,270lm	2,335lm	2,400lm	2,460lm
35W	2,545lm	2,630lm	2,720lm	2,800lm	2,820lm	2,835lm	2,855lm	2,870lm
45W	2,985lm	3,085lm	3,190lm	3,290lm	3,310lm	3,330lm	3,350lm	3,370lm
CRI	85	86	87	88	89	88	87	86

*Lumen Multiplier 40° 60° baseline 0.82

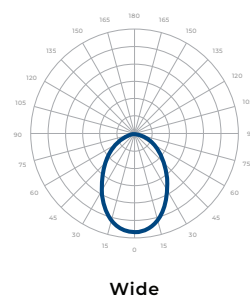
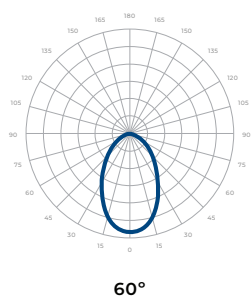
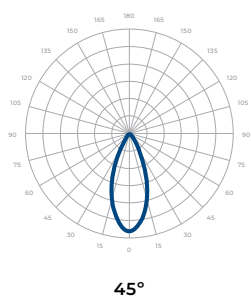
PERFORMANCE SUMMARY*

Current Consumption		
WATTAGE / VOLT	120V	277V
15W	0.17A	0.08A
25W	0.23A	0.11A
35W	0.34A	0.15A
45W	0.45A	0.2A

Emergency Pack Lumen Output Table				
CCT	2700K	3000K	4000K	5000K
LUMEN	1,640lm	1,760lm	1,890lm	1,950lm

PHOTOMETRICS

Below is a typical photometric representation of the Atria II 4 fixture. Please download IES files to ensure exact photometric value.



DMX REQUIREMENTS

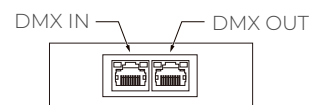
The Atria II 4 Tunable White fixture with DMX unit has **two channels** per fixture (1 to control intensity, 1 to control color). When placing an order, please indicate DMX address. (The DMX address will be listed on the back of the fixture). Do not connect more than 32 fixtures per DMX daisy chain.

Fixture	DMX Address	
	Intensity Control (ex. X)	Color Control (ex. X+1)
#1	1	2
#2	3	4
#3	5	6

The fixture can be connected with RJ45 or XLR sockets. DMX cables **are not** included; please refer to compatible DMX cabling list for more information. The final fixture on each daisy chain should be terminated by the use of a DMX terminator purchased from a 3rd party or from Meteor.

DMX REQUIREMENTS

CONNECTION	RJ45 (CAT5e)	5-PIN XLR
Common	WHITE/BROWN(PIN7) & BROWN (PIN 8)	PIN 1
Signal -	ORANGE (PIN 2)	PIN 2
Signal +	WHITE/ORANGE (PIN 1)	PIN 3
Spare	-	PIN 4
Spare	-	PIN 5



RJ45 Sockets



DMX IN DMX OUT

XLR Sockets

COMPATIBLE DMX CABLING LIST

DMX uses a cable consisting of two twisted pairs plus a shield to carry data. The cable must be specifically impedance matched for the digital DMX signal, meaning that microphone cable or other non-rated cable **must not be used to carry DMX**. Network cable (Cat5, 5e or 6 cable) may be used to carry DMX in an installation; however special consideration must be given to shielding and termination. Under no circumstances should solid core cable like Cat5 be terminated into a screw down connector.

Meteor recommends the use of Belden 9729 for DMX installation. Belden 9729 is a two pair cable, which allows for a spare pair for 'out and back' type terminations if needed.

DIMENSIONS



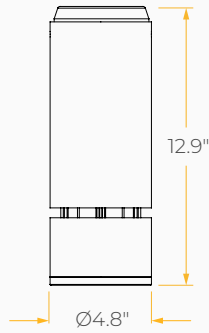
Standard Trim



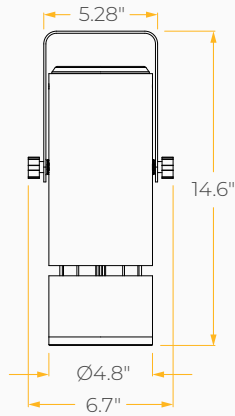
Glow Ring

DIMENSIONS

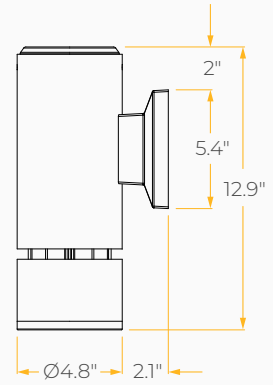
Surface Mount



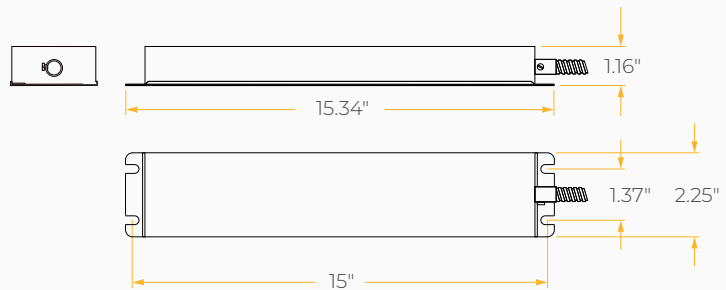
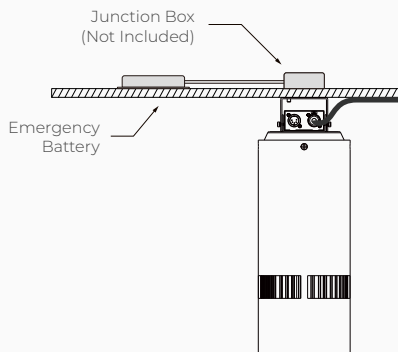
Yoke Mount



Wall Mount



Remote Emergency Pack



MOUNTING OPTIONS*

*Junction box not included

