

ZETA 10

AESTHETIC 10" CYLINDER WITH
VARIOUS COLOR TRIM OPTIONS

Housing

Diameter : Ø9.4" | Height : 18.6" | Weight : 25 lbs

Material

Housing : High Pressure Die-Cast Aluminum, Tempered Glass

Reflector : Flow Forming Aluminum

Power Input

45W, 80W, 100W | 120-277V

Lumen Output

3,300 lm (45W), 5,700 lm (80W), 7,000 lm (100W)

Dimming

Superior 0-10V : Dims to 1%

DMX : High resolution dims to 0.1% (Supports ANSI E1.20 RDM protocol)

Color Quality

CRI 85

Rated Life

> 100,000 Hours (L70)

Finish



Black



White

Trim Finish



White



Silver



Gold



Copper



Black

Color Temperature



ColorFlip™ Warm Dim
1900K ↔ 3000K

Optics



45°



55°

Mounting



Stem
Mount



Adjustable
Cable



Wall
Mount

Warranty

5 Year limited warranty

Listing




METEOR

SPECIFICATION SHEET
WARM DIM

High Lumen Package & Personalization Options

An aesthetic 10-inch aperture cylinder with a sleek exterior and a low-profile design. Perfect fit for installations at 15 to 30 ft. mounting heights. With its five color trim options, you can effortlessly match the luminaire to your project and surroundings.

The Zeta 10 offers advanced glare control and delivers an impressive 7,000 lumens, making it a preferred choice for high-profile projects.



meteor-lighting.com

SPECIFICATION SHEET / WARM DIM

ZETA 10

AESTHETIC 10" CYLINDER WITH
VARIOUS COLOR TRIM OPTIONS

METEOR

SPECIFICATION

PROJECT NAME

DATE

CATALOG #

QUANTITY

ZS10	MODEL	ZETA 10		
	WATTAGE	45 45W	80 80W	100 100W
WDIM	CCT / CRI	WDIM 1900K-3000K		
UNV	VOLTAGE	UNV 120-277V		
	DIMMING	SPV Superior 0-10V dims to 1%	DMX DMX dims to 0.1% (XLR Sockets)	DMX(RJ45) DMX dims to 0.1% (RJ45 Sockets)
	BEAM ANGLE	45 45°	55 55°	
	FINISH	BLK Black	WHT White	
	TRIM FINISH	1 Copper Color Trim 4 White Color Trim	2 Gold Color Trim 5 Black Color Trim	3 Silver Color Trim
	MOUNTING	ST2 Stem 2ft SAD10 Sloped Adjustable Cable 10ft	ST4 Stem 4ft WLM ¹ Wall Mount	AD10 Adjustable Cable 10ft
	ACCESSORIES	NO No Accessories CT ³ Conduit Mount	SPD ² Surge Protector FCS Field Cut Stem Adapter Kit	EMP Remote Emergency Pack

¹ Wall Mount DMX wiring is through 3 DMX Positive / Negative / Common wires

² Surge protector for up to 10KV. Applicable for unstable mains or facilities using high power machineries

³ CT only compatible with ST and AD mounting types

TECHNICAL DETAILS

Electrical

- 3,300 lm (45W), 5,700 lm (80W), 7,000 lm (100W)
- Power Input: 120-277V
- Operating Temperature: -13°F~112°F
- Surge Protection: Built-in is 4KV

LED Features

- ColorFlip™ Warm Dim 1900K ↔ 3000K
- CRI 85
- Long lasting LED luminaire tested under TM21 lumen maintenance L70 @ 100,000 Hrs

Optics

- Precision molded high transmittance clear PC lens
- Beam Angle: 45°, 55°

Advanced Dimming

- Proprietary VX Driver™ is incorporated to all dimming options for video flicker-free lighting
- Superior 0-10V : Dims to 1%
- DMX : High resolution dims to 0.1% (Supports ANSI E1.20 RDM protocol)

Housing

- Diameter : Ø9.4"
- Height : 18.6"
- Weight : 25 lbs
- Material : High Pressure Die-Cast Aluminum, Tempered Glass

Mounting

- Stem Mount 2ft or 4ft (Swivel Canopy Included)
- Adjustable Cable 10ft
- Sloped Adjustable Cable 10ft
- Wall Mount

Warranty

- 5-year limited warranty

Listing

- ETL Damp Location Listed
- CE
- FCC

PERFORMANCE SUMMARY*

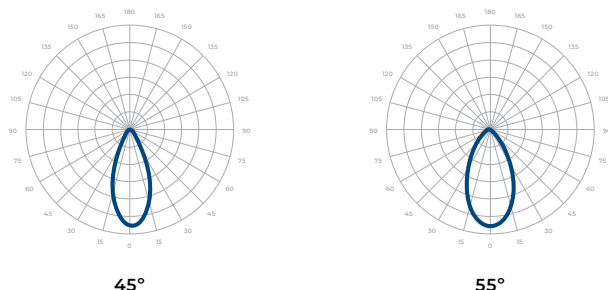
Warm Dim	1900K	← → 3000K				
DMX CCT Signal (%)	7%	20%	40%	60%	80%	100%
0-10V CCT Voltage	0.7	2	4	6	8	10
45W	65lm	300lm	890lm	1,685lm	2,540lm	3,300lm
80W	115lm	515lm	1,540lm	2,910lm	4,390lm	5,700lm
100W	140lm	630lm	1,890lm	3,570lm	5,390lm	7,000lm

*Tolerance±8%

Current Consumption		
WATTAGE / VOLT	120V	277V
45W	0.42A	0.18A
80W	0.74A	0.32A
100W	0.92A	0.40A

PHOTOMETRICS

Below is a typical photometric representation of the Zeta 10 fixture. Please download IES files to ensure exact photometric value.

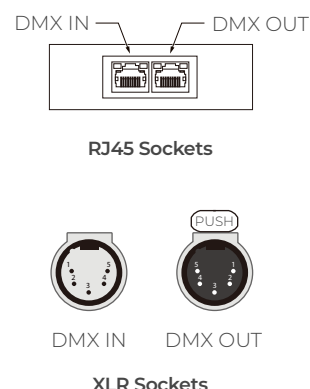


DMX REQUIREMENTS

The Zeta 10 fixture with DMX is a **single channel dmx** unit that dims both intensity and color temperature between 1900K <-> 3000K. When placing an order, please indicate DMX address. (The DMX address will be listed on the back of the fixture). Do not connect more than 32 fixtures per DMX daisy chain.

The fixture can be connected with RJ45 or XLR sockets. DMX cables **are not** included; please refer to compatible DMX cabling list for more information. The final fixture on each daisy chain should be terminated by the use of a DMX terminator purchased from a 3rd party or from Meteor.

CONNECTION	RJ45 (CAT5e)	5-PIN XLR
Common	WHITE/BROWN(PIN7) & BROWN (PIN 8)	PIN 1
Signal -	ORANGE (PIN 2)	PIN 2
Signal +	WHITE/ORANGE (PIN 1)	PIN 3
Spare	-	PIN 4
Spare	-	PIN 5



COMPATIBLE DMX CABLING LIST

DMX uses a cable consisting of two twisted pairs plus a shield to carry data. The cable must be specifically impedance matched for the digital DMX signal, meaning that microphone cable or other non-rated cable **must not be used to carry DMX**. Network cable (Cat5, 5e or 6 cable) may be used to carry DMX in an installation; however special consideration must be given to shielding and termination. Under no circumstances should solid core cable like Cat5 be terminated into a screw down connector.

Meteor recommends the use of Belden 9729 or Belden 9841 for DMX installation. Belden 9729/9841 is a two pair cable, which allows for a spare pair for 'out and back' type terminations if needed.

SPECIFICATION SHEET / WARM DIM

ZETA 10

AESTHETIC 10" CYLINDER WITH
VARIOUS COLOR TRIM OPTIONS

METEOR

TRIM FINISH



White Trim



Silver Trim



Gold Trim

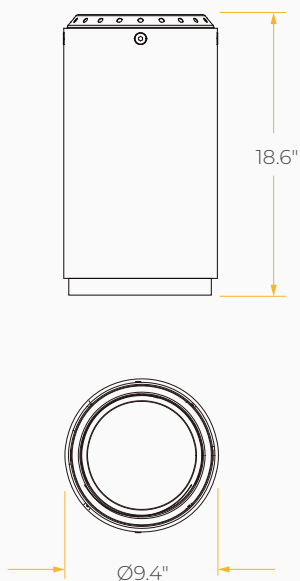


Copper Trim



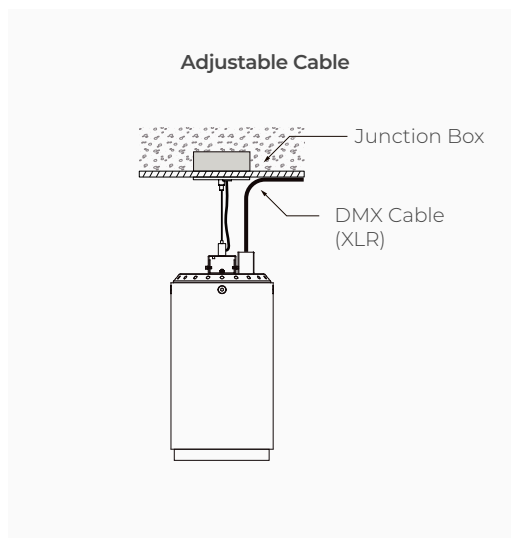
Black Trim

DIMENSIONS



AESTHETIC 10" CYLINDER WITH
VARIOUS COLOR TRIM OPTIONS

METEOR



Meteor Lighting reserves the right to make changes to this product for design and development improvements at any time without prior notice, and such modification shall be effective immediately. ©Meteor Illumination Technologies, Inc.