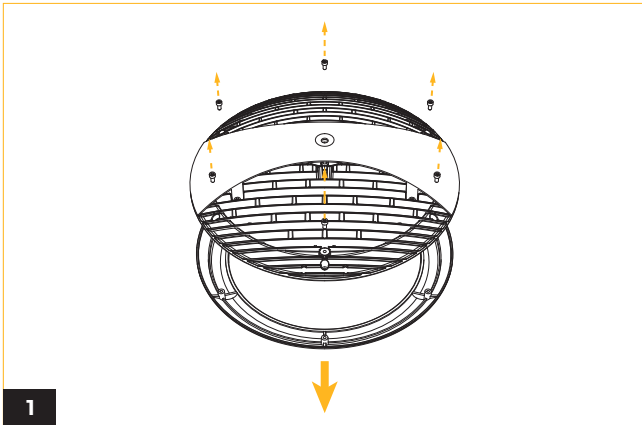


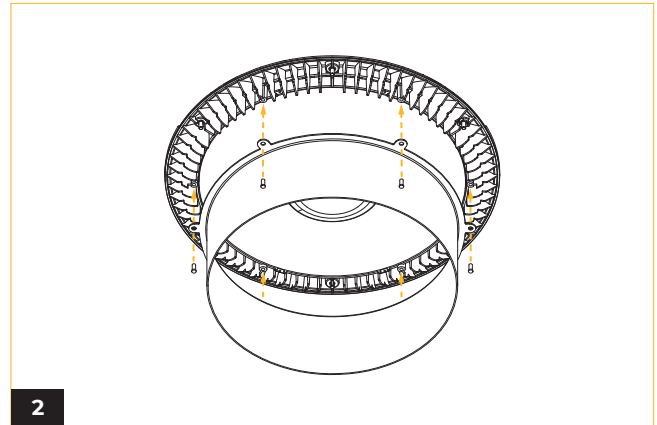
IMPORTANT SAFETY INFORMATION READ AND FOLLOW ALL SAFETY INSTRUCTIONS

- Before wiring to power supply and during servicing or relamping, turn off power at fuse or circuit breaker.
- All servicing or relamping must be performed by qualified service personnel.
- Product must be grounded to avoid potential electric shock or other potential hazard.
- Product must be installed at locations and heights, in a manner consistent with its intended use, and in compliance with Electrical Code and local codes.

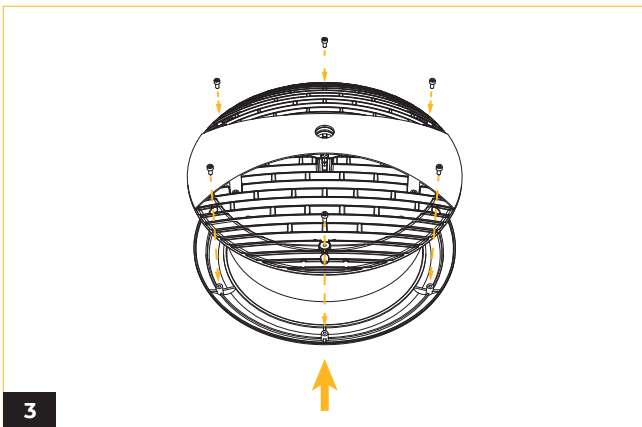
SAVE THESE INSTRUCTIONS FOR FUTURE REFERENCE



1 Remove six screws on the top of the fixture to release the bottom cover plate.



2 Align the attachment in place and secure it firmly by tightening the screws.



3 Reattach the bottom cover plate, and then tighten the six screws on the top of the fixture.