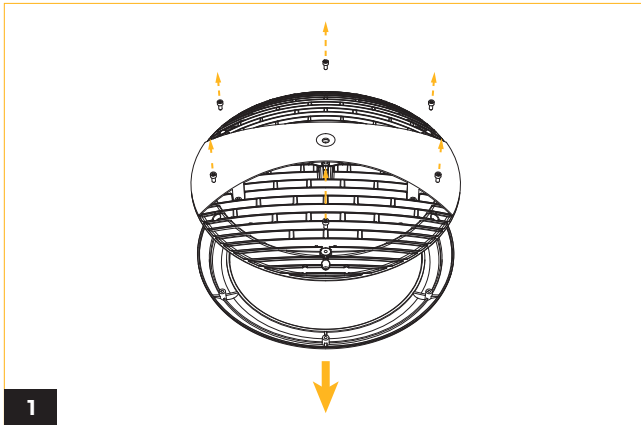


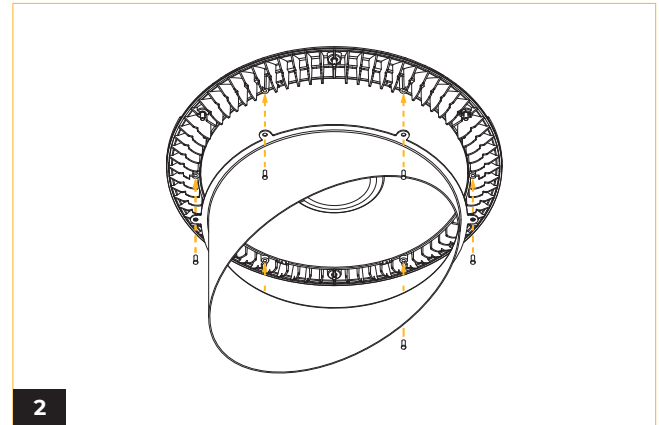
## **IMPORTANT SAFETY INFORMATION** READ AND FOLLOW ALL SAFETY INSTRUCTIONS

- Before wiring to power supply and during servicing or relamping, turn off power at fuse or circuit breaker.
- All servicing or relamping must be performed by qualified service personnel.
- Product must be grounded to avoid potential electric shock or other potential hazard.
- Product must be installed at locations and heights, in a manner consistent with its intended use, and in compliance with Electrical Code and local codes.

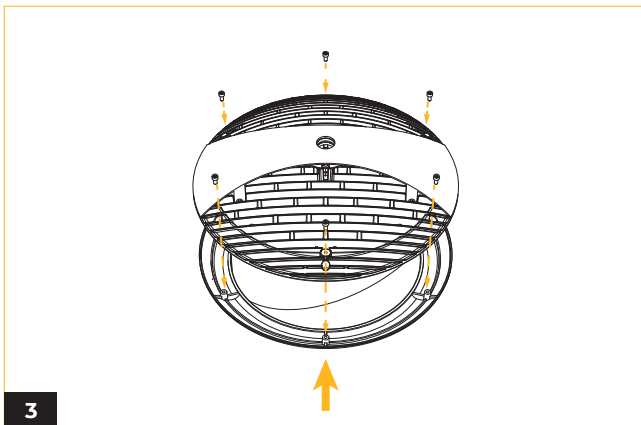
**SAVE THESE INSTRUCTIONS FOR FUTURE REFERENCE**



Remove six screws on the top of the fixture to release the bottom cover plate.



Align the attachment in place and secure it firmly by tightening the screws.



Reattach the bottom cover plate, and then tighten the six screws on the top of the fixture.